



US00D670533S

(12) **United States Design Patent**  
**Rudisill**

(10) **Patent No.:** **US D670,533 S**

(45) **Date of Patent:** **\*\* Nov. 13, 2012**

(54) **SPORTS MASCOT DECORATIVE CUP LID**

(76) **Inventor:** **Lawrence Edwin Rudisill, Greer, SC**  
**(US)**

(\*\*) **Term:** **14 Years**

(21) **Appl. No.:** **29/392,878**

(22) **Filed:** **May 27, 2011**

(51) **LOC (9) Cl.** ..... **07-02**

(52) **U.S. Cl.** ..... **D7/392.1**

(58) **Field of Classification Search** ..... D7/300,  
D7/300.2, 391, 392, 392.1, 396.1, 397, 398,  
D7/507, 509, 510, 511, 514, 516; D9/434,  
D9/435, 436, 440–442, 443, 447, 450–452,  
D9/454, 520, 668; D34/4; 222/553, 566,  
222/568, 570; 215/200, 217, 222, 223, 229,  
215/238, 243, 305, 316–323, 329

See application file for complete search history.

(56) **References Cited**

**U.S. PATENT DOCUMENTS**

2,546,122	A *	3/1951	Goldfarb	446/72
2,731,751	A *	1/1956	Green	446/28
D262,083	S *	12/1981	Adamo	D7/392.1
D332,202	S *	1/1993	Mosa	D7/392.1
D336,043	S *	6/1993	Provencio	D9/436
D339,955	S *	10/1993	Katz	D7/392.1
5,540,611	A *	7/1996	Lapoint et al.	446/72
D381,905	S *	8/1997	Chahed	D9/435
D420,253	S *	2/2000	Malusek	D7/392.1
D424,376	S *	5/2000	Malusek	D7/511
D429,948	S *	8/2000	Tate et al.	D7/392.1
D459,632	S *	7/2002	Kerman	D7/396.6

(Continued)

*Primary Examiner* — Susan E Krakower

(74) *Attorney, Agent, or Firm* — Turner Padgett Graham & Laney, PA

(57) **CLAIM**

The ornamental design for a sports mascot decorative cup lid, as shown and described.

**DESCRIPTION**

FIG. 1 is a perspective view taken from the front and top of the sports mascot decorative cup lid in which broken lines indicate the relative position of an unclaimed cup, straw and straw cap;

FIG. 2 is a perspective view taken from the rear and top of the sports mascot decorative cup lid of FIG. 1, in which broken lines indicate the relative position of an unclaimed cup, straw and straw cap;

FIG. 3 is a front elevation view of the sports mascot decorative cup lid of FIG. 1 in which broken lines indicate the relative position of an unclaimed cup, straw and straw cap;

FIG. 4 is a rear elevation view of the sports mascot decorative cup lid of FIG. 1, in which broken lines indicate the relative position of an unclaimed cup, straw and straw cap;

FIG. 5 is a side elevation view of the sports mascot decorative cup lid of FIG. 1, in which broken lines indicate the relative position of an unclaimed cup, straw and straw cap;

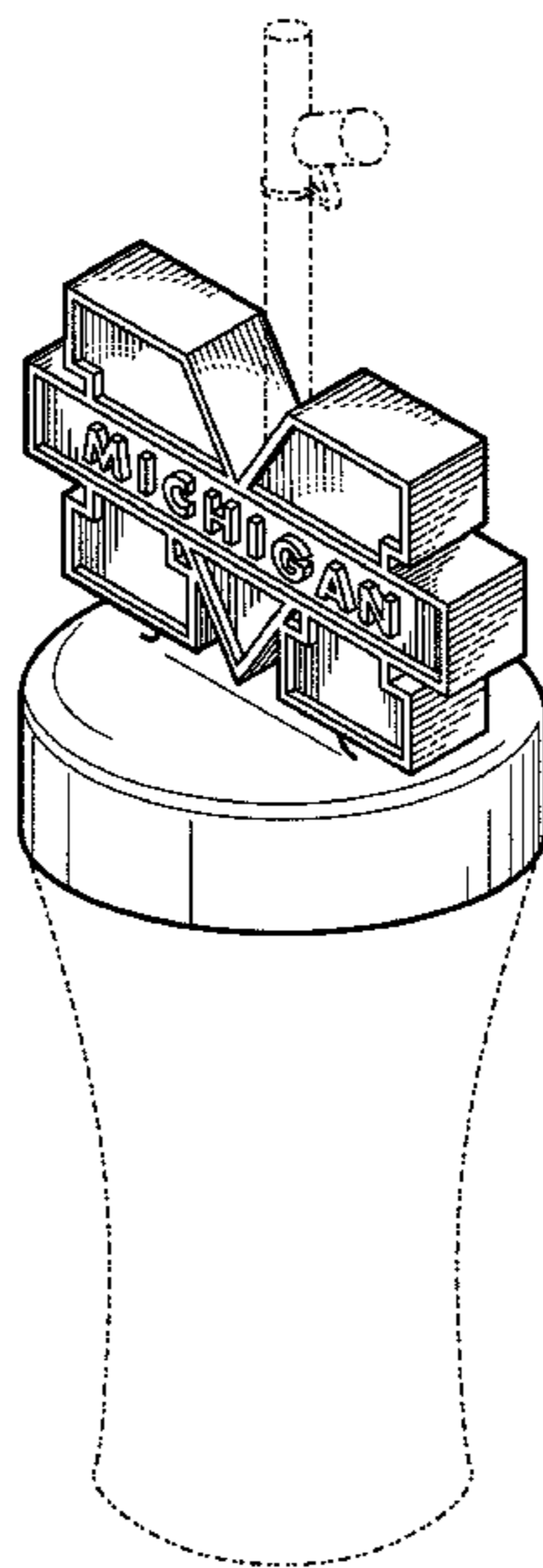
FIG. 6 is a side elevation view of the sports mascot decorative cup lid of FIG. 1, in which broken lines indicate the relative position of an unclaimed cup, straw and straw cap and the view is opposite of that depicted in FIG. 5; and,

FIG. 7 is a top plan view of the sports mascot decorative cup lid of FIG. 1, in which broken lines indicate the relative position of an unclaimed cup, straw and straw cap.

The broken lines showing a cup, straw and straw cap illustrate environmental structure which forms no part of the claimed design.

The ornamental design that is claimed is shown in solid lines in the drawings. The stylized “M” and “MICHIGAN” design forming part of the claimed design is a registered trademark of the University of Michigan.

**1 Claim, 7 Drawing Sheets**



# US D670,533 S

Page 2

---

## U.S. PATENT DOCUMENTS

D468,967 S *	1/2003	Lipson .....	D7/507	D513,988 S *	1/2006	Malik .....	D9/451
D471,060 S *	3/2003	Salsman .....	D7/392.1	D591,109 S *	4/2009	Thompson .....	D7/515
D474,938 S *	5/2003	Malik .....	D7/392.1	D629,648 S *	12/2010	McDonald .....	D7/398
D475,295 S *	6/2003	Love .....	D9/451	D666,455 S *	9/2012	Levin .....	D7/392.1
D496,209 S *	9/2004	Killips .....	D7/300.2				

\* cited by examiner

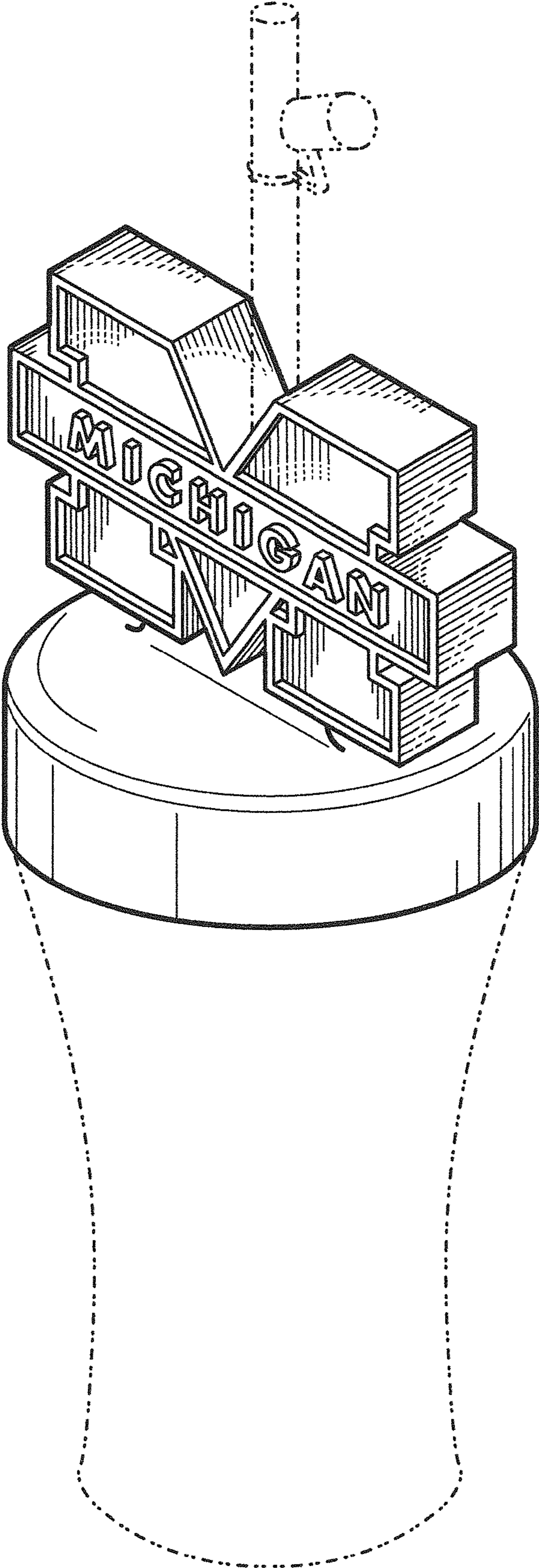


Fig. 1

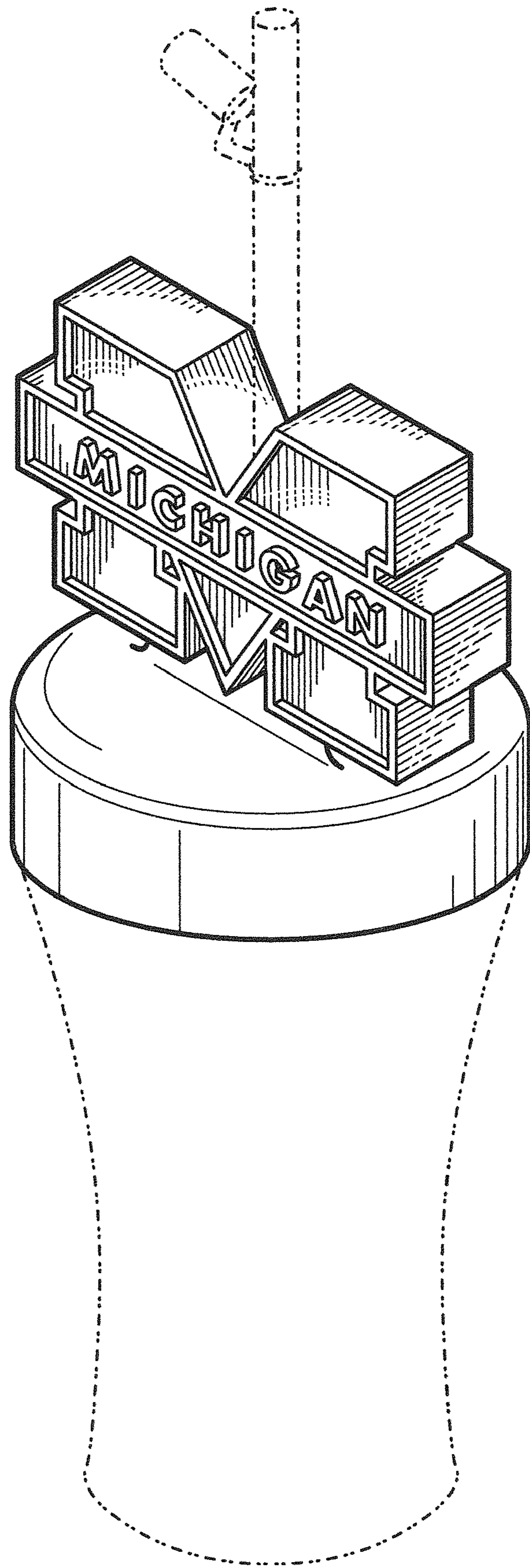


Fig. 2




Fig. 3




Fig. 4

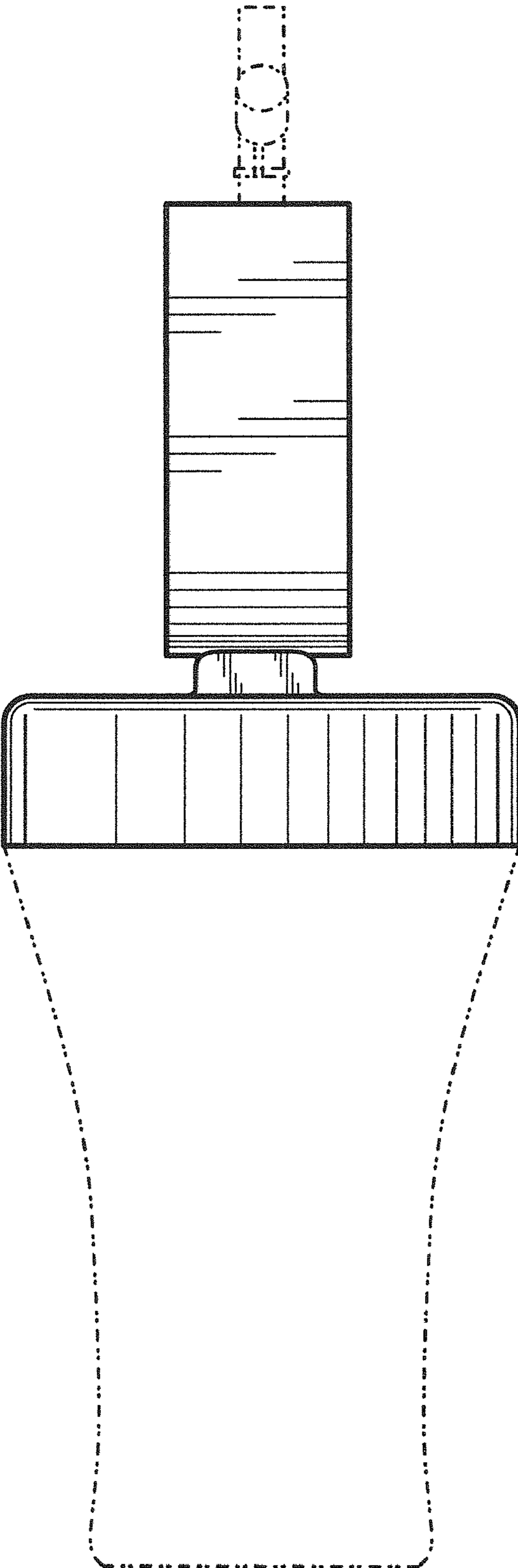


Fig. 5

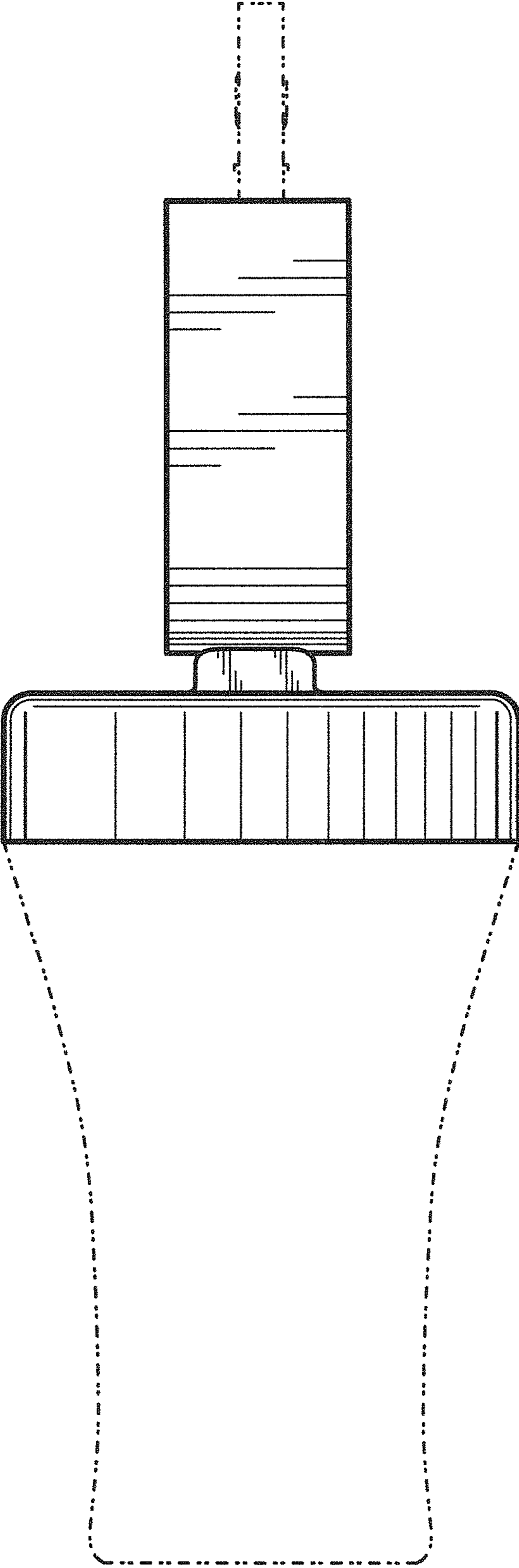


Fig. 6



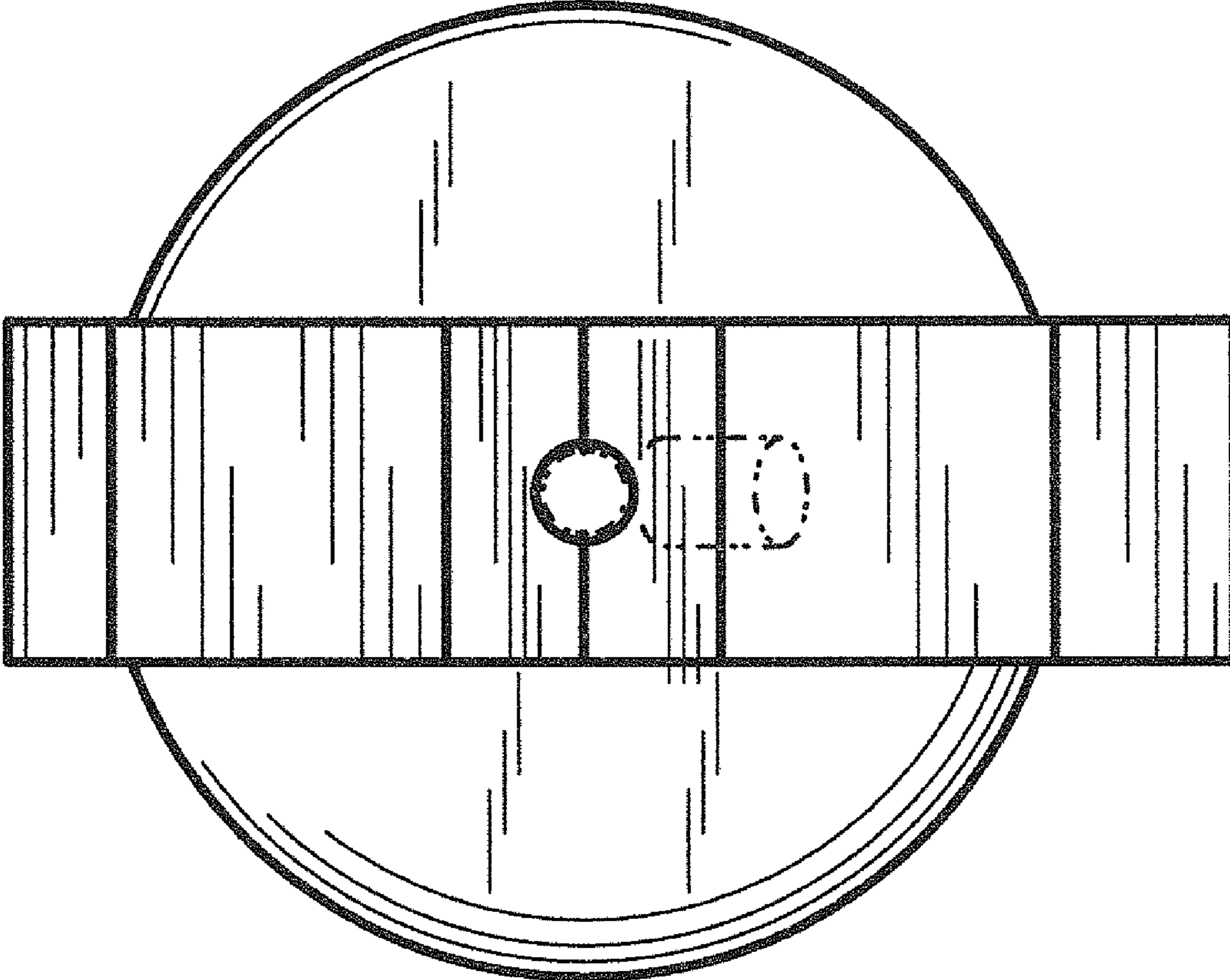


Fig. 7