



US00D670529S

(12) **United States Design Patent**
Hensel

(10) **Patent No.:** **US D670,529 S**

(45) **Date of Patent:** **** Nov. 13, 2012**

(54) **COMBINED OVEN AND TOASTER**

(75) Inventor: **Keith James Hensel**, Lane Cove (AU)

(73) Assignee: **Breville Pty Limited**, Botany, New South Wales (AU)

(**) Term: **14 Years**

(21) Appl. No.: **29/412,343**

(22) Filed: **Feb. 1, 2012**

(30) **Foreign Application Priority Data**

Aug. 17, 2011 (AU) 13643/2011

(51) **LOC (9) Cl.** **07-02**

(52) **U.S. Cl.** **D7/350.1**

(58) **Field of Classification Search** D7/350.1–350.4,
D7/351, 402, 405, 406; 219/756–758, 391;
126/19 M, 21 A, 275 E; 99/352

See application file for complete search history.

(56) **References Cited**

U.S. PATENT DOCUMENTS

D380,643	S	*	7/1997	Piret	D7/350.4
D386,938	S	*	12/1997	Piret	D7/350.4
D412,637	S	*	8/1999	Piret	D7/350.4
D420,245	S	*	2/2000	De'Longhi	D7/350.4
D461,091	S	*	8/2002	Chen	D7/350.4
D476,846	S	*	7/2003	Piret	D7/351
D479,943	S	*	9/2003	Smith-Berry et al.	D7/350.4
D481,582	S	*	11/2003	Seum et al.	D7/350.1
D521,799	S	*	5/2006	Ledingham et al.	D7/350.1
D568,675	S	*	5/2008	Kawata	D7/350.1

D575,979	S	*	9/2008	Borin	D7/350.1
D587,959	S	*	3/2009	Hensel	D7/350.1
D602,306	S	*	10/2009	Lavy	D7/350.1
D614,905	S	*	5/2010	Fiorotto	D7/350.1
D614,906	S	*	5/2010	Fiorotto	D7/350.1
D625,557	S	*	10/2010	Pino et al.	D7/405
D629,639	S	*	12/2010	Fernandez et al.	D7/350.1
D635,815	S	*	4/2011	De'Longhi	D7/350.1
D638,249	S	*	5/2011	Ryan et al.	D7/350.1
D639,104	S	*	6/2011	Duncan et al.	D7/350.1
D655,129	S	*	3/2012	Gresko	D7/350.1
D663,156	S	*	7/2012	Curtis et al.	D7/350.1
2011/0023861	A1	*	2/2011	Hensel	126/273 R

* cited by examiner

Primary Examiner — Ruth McInroy

(74) *Attorney, Agent, or Firm* — Michael Molins

(57) **CLAIM**

The ornamental design for a combined oven and toaster, as shown and described.

DESCRIPTION

FIG. 1 is a front view of a combined oven and toaster showing my new design;

FIG. 2 is a top view thereof;

FIG. 3 is a rear view thereof;

FIG. 4 is a bottom view thereof;


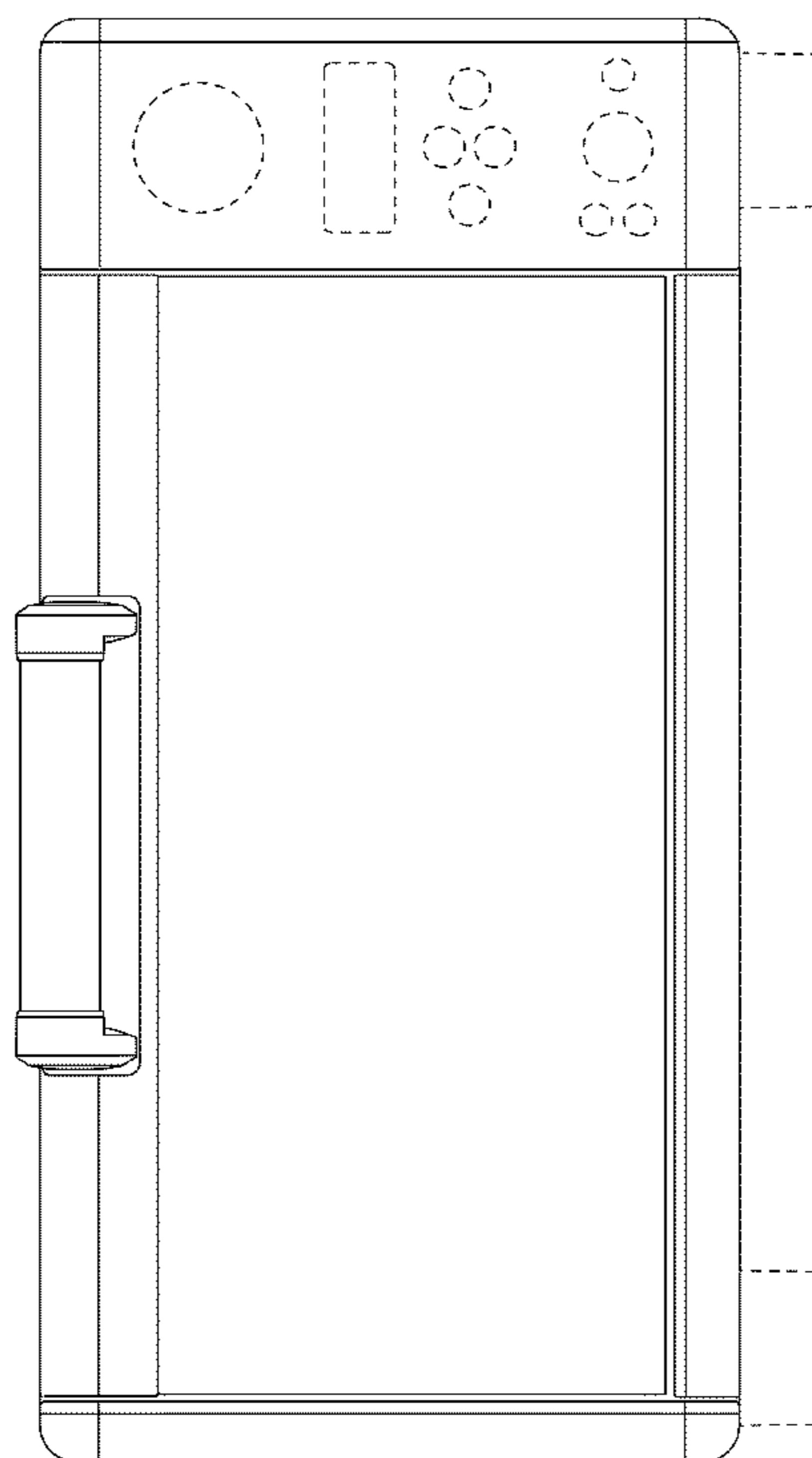
FIG. 5 is a left side view thereof;

FIG. 6 is a right side view thereof; and,

FIG. 7 is a front perspective view thereof.

The broken lines shown in the drawings are for illustrative purposes only and form no part of the claimed design.

1 Claim, 7 Drawing Sheets



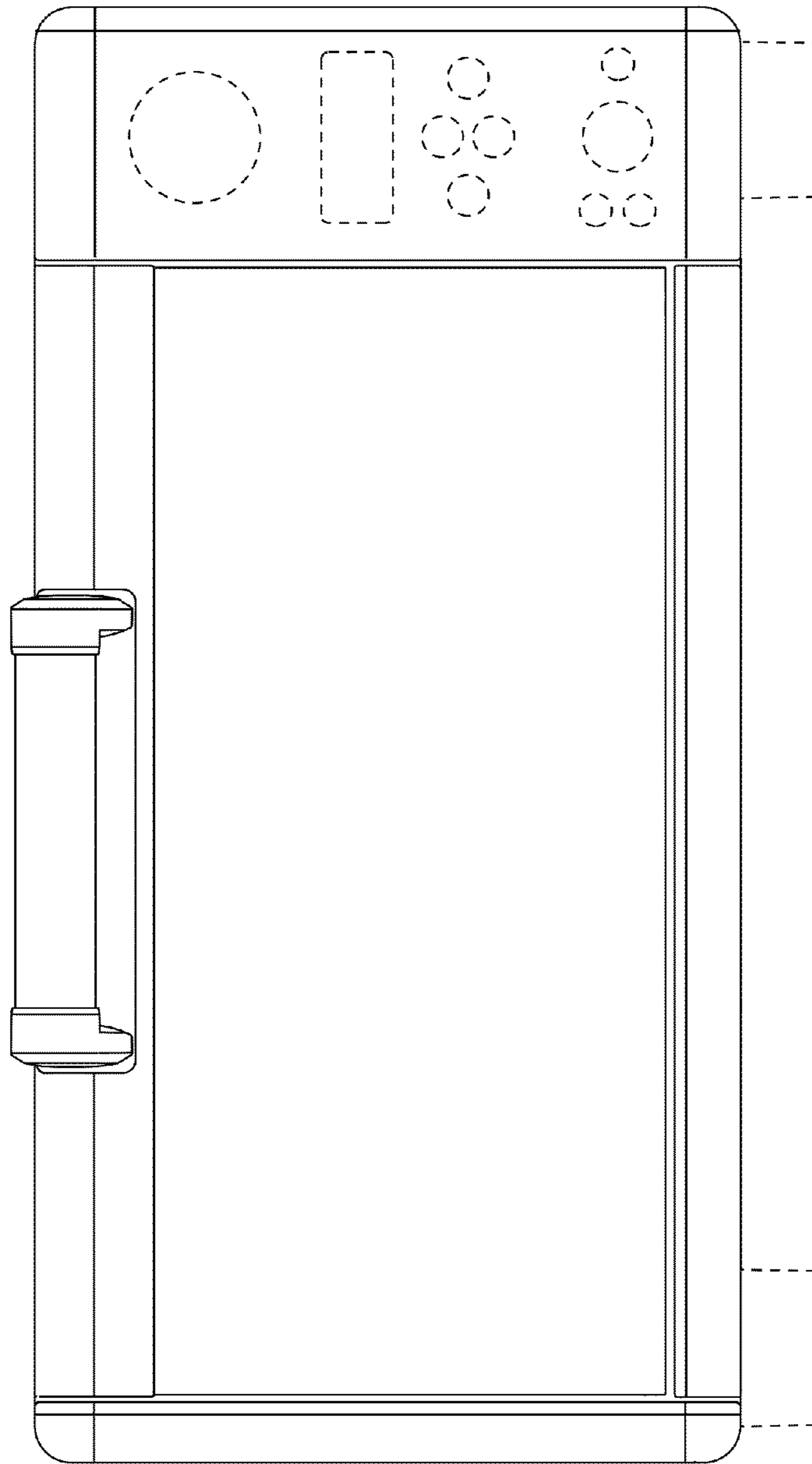


FIG. 1

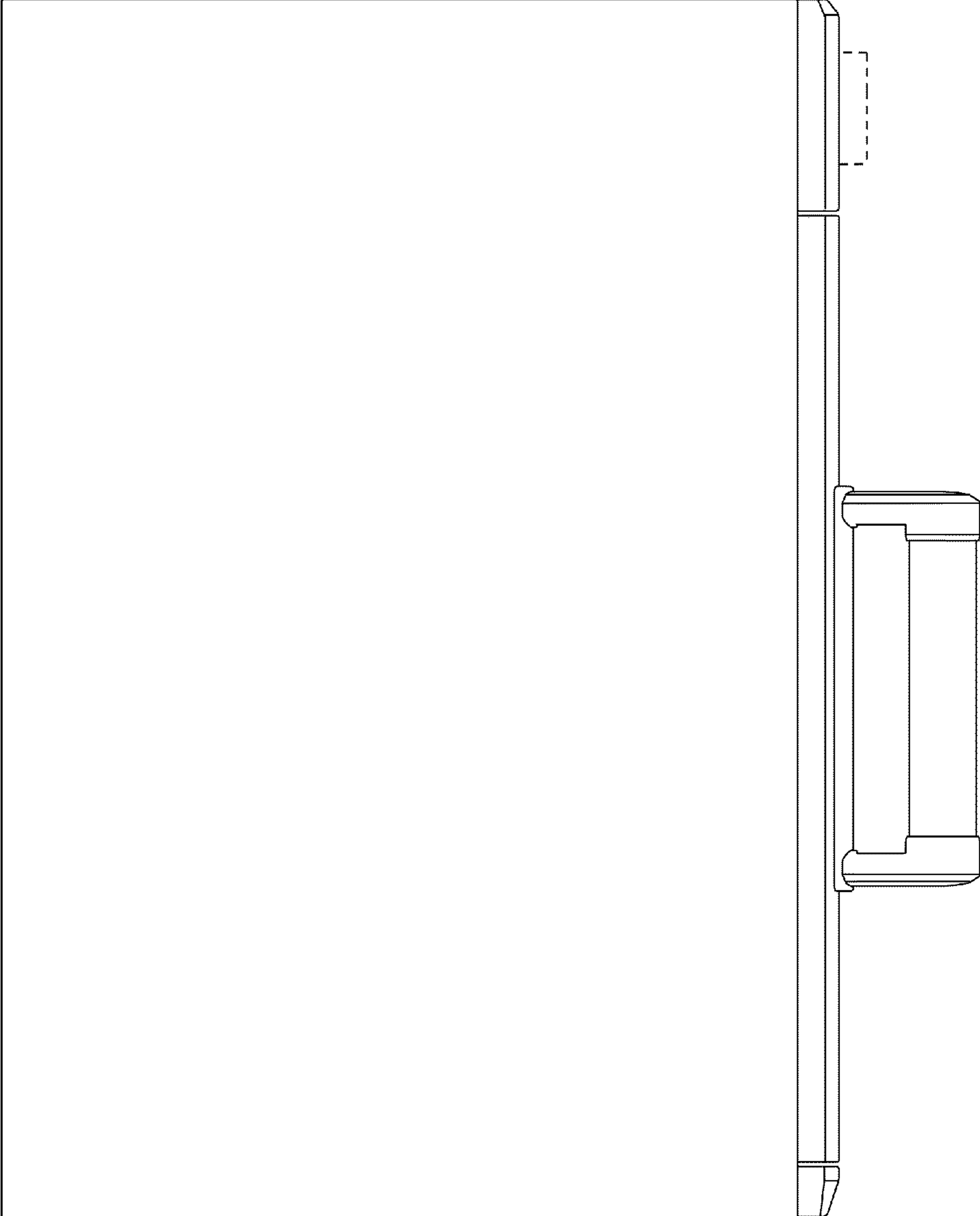


FIG. 2




FIG. 3

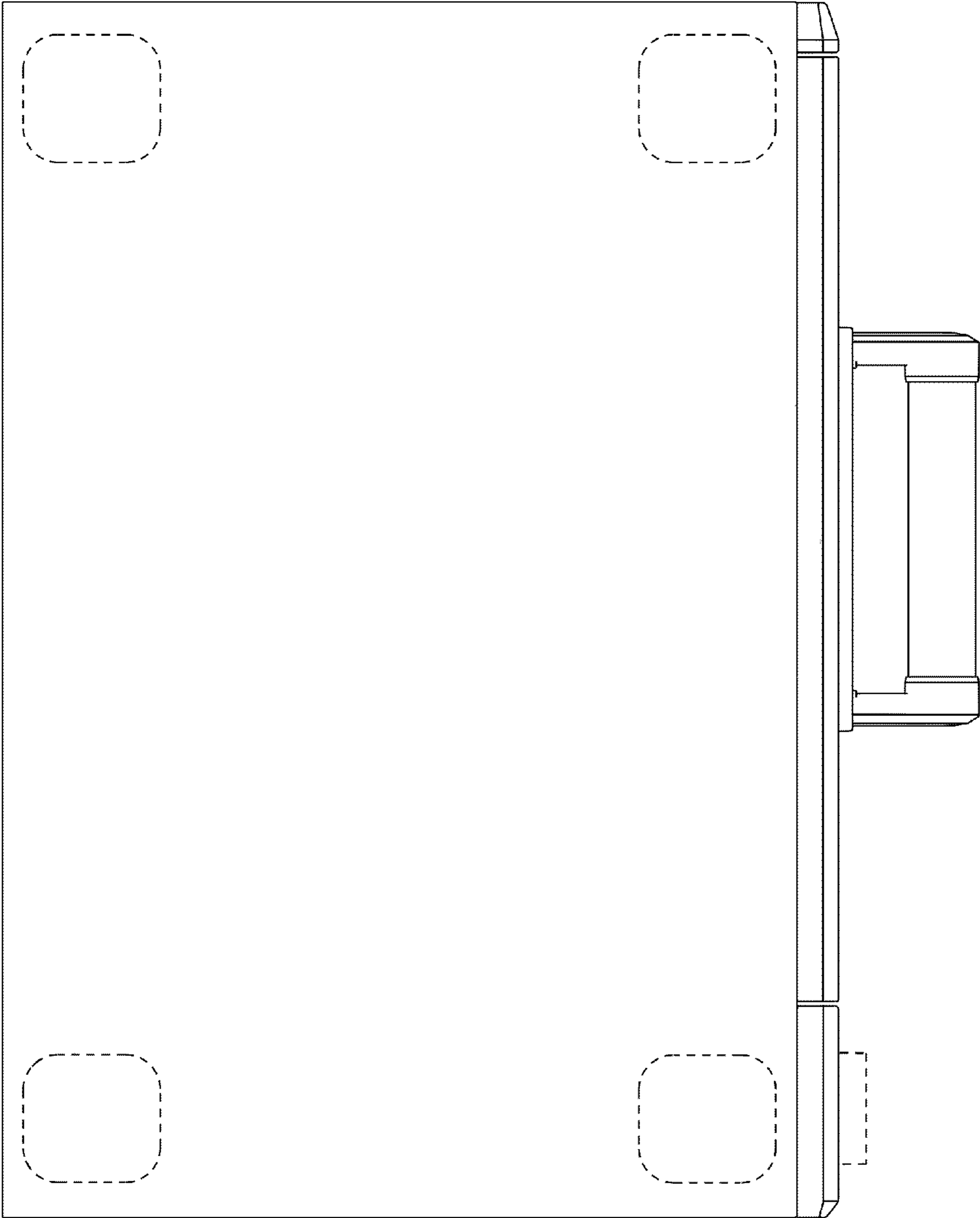


FIG. 4




FIG. 5




FIG. 6

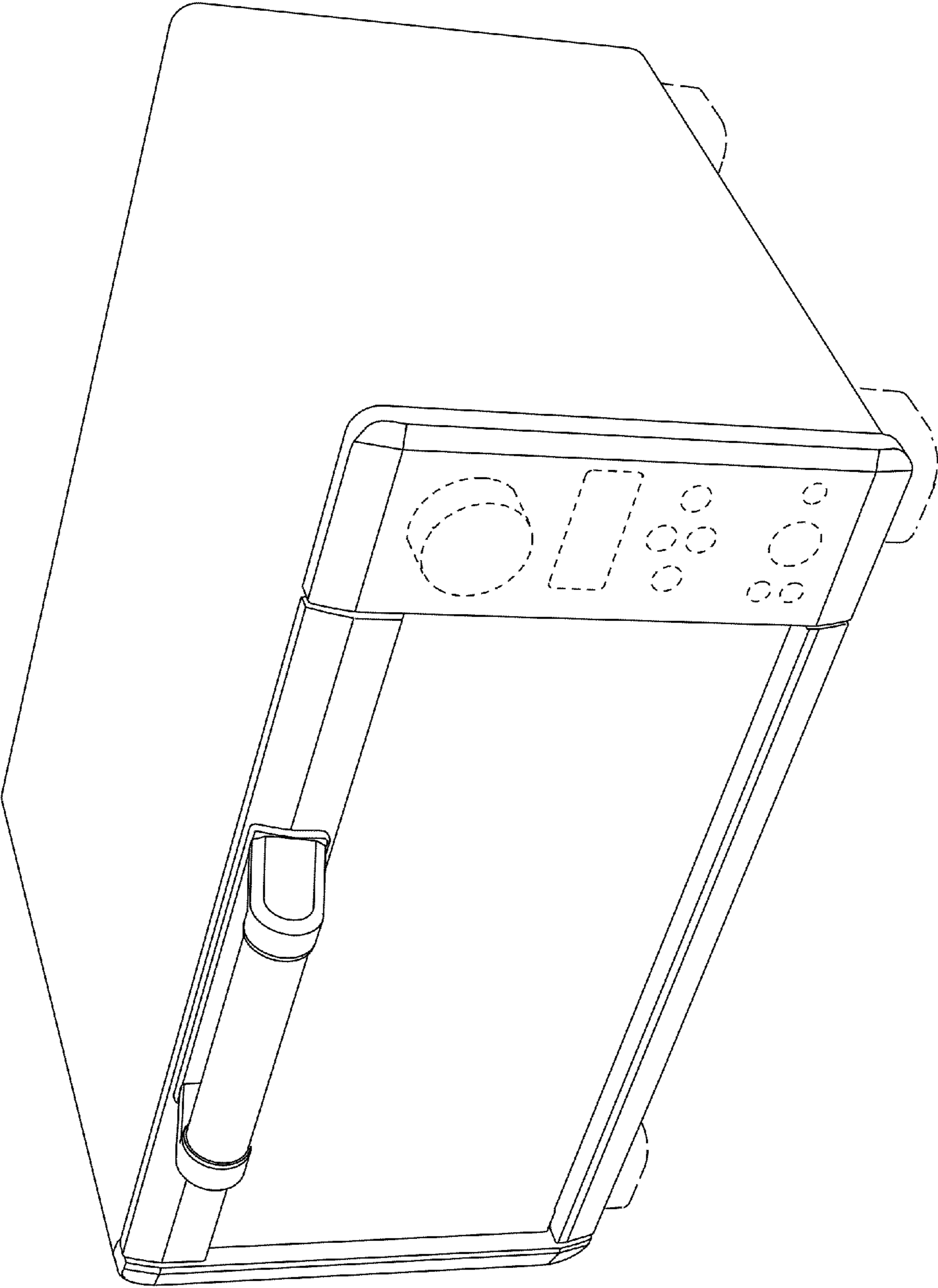


FIG. 7