



US00D670523S

(12) **United States Design Patent**
Fernandez

(10) **Patent No.:** **US D670,523 S**

(45) **Date of Patent:** **** *Nov. 13, 2012**

(54) **PILLOW**

(76) Inventor: **Rebecca May Bond Fernandez,**
Greenwood, SC (US)

(*) Notice: This patent is subject to a terminal disclaimer.

(**) Term: **14 Years**

(21) Appl. No.: **29/393,322**

(22) Filed: **Jun. 2, 2011**

(51) **LOC (9) Cl.** **06-09**

(52) **U.S. Cl.** **D6/601**

(58) **Field of Classification Search** D6/595-601,
D6/604; 5/630, 632, 633, 636-640, 644-648,
5/654, 655, 655.3, 655.9; D21/803; D24/183,
D24/184; 229/113

See application file for complete search history.

(56) **References Cited**

U.S. PATENT DOCUMENTS

| | | | | | |
|-----------|-----|---------|-----------------|-------|---------|
| 687,968 | A * | 12/1901 | Reber | | 229/113 |
| D90,747 | S | 6/1932 | Barcalo | | |
| D91,262 | S | 1/1934 | Barcalo | | |
| 4,635,306 | A | 1/1987 | Willey | | |
| D289,354 | S | 4/1987 | Willey | | |
| D315,468 | S | 3/1991 | Jenney | | |
| D336,134 | S | 6/1993 | Kalatsky | | |
| D343,754 | S | 2/1994 | Pierce et al. | | |
| D358,270 | S * | 5/1995 | Diamond | | D6/419 |
| D376,945 | S | 12/1996 | Bonaddio et al. | | |
| D389,360 | S | 1/1998 | York et al. | | |
| D390,298 | S | 2/1998 | Ince et al. | | |

| | | | | | |
|-----------|------|---------|------------|-------|--------|
| D413,476 | S * | 9/1999 | Crawford | | D6/601 |
| D441,823 | S | 5/2001 | Blackhurst | | |
| 6,643,874 | B1 * | 11/2003 | Geglein | | 5/654 |
| D503,580 | S * | 4/2005 | Donoghue | | D6/601 |
| D573,830 | S | 7/2008 | Kalatsky | | |
| D581,715 | S | 12/2008 | Scheuch | | |
| D606,355 | S | 12/2009 | Zhang | | |
| D610,852 | S | 3/2010 | Rothschild | | |

* cited by examiner

Primary Examiner — Mary Ann Calabrese

(74) *Attorney, Agent, or Firm* — QuickPatents, Inc.; Kevin Prince

(57) **CLAIM**

I claim the ornamental design for a pillow, as shown and described.

DESCRIPTION

FIG. 1 is a perspective view of a pillow, showing my new design;

FIG. 2 is a front elevational view thereof, the rear elevational view being a mirror image thereof;

FIG. 3 is a left-side elevational view thereof, the right-side elevational view being a mirror image thereof;

FIG. 4 is a top plan view thereof; and,

FIG. 5 is a bottom plan view thereof.

The broken lines showing reading material and glasses in FIG. 1 and the fasteners in FIG. 5 depict environmental matter and form no part of the claimed design. The remaining broken lines represent stitching, and are part of the claimed design.

1 Claim, 3 Drawing Sheets



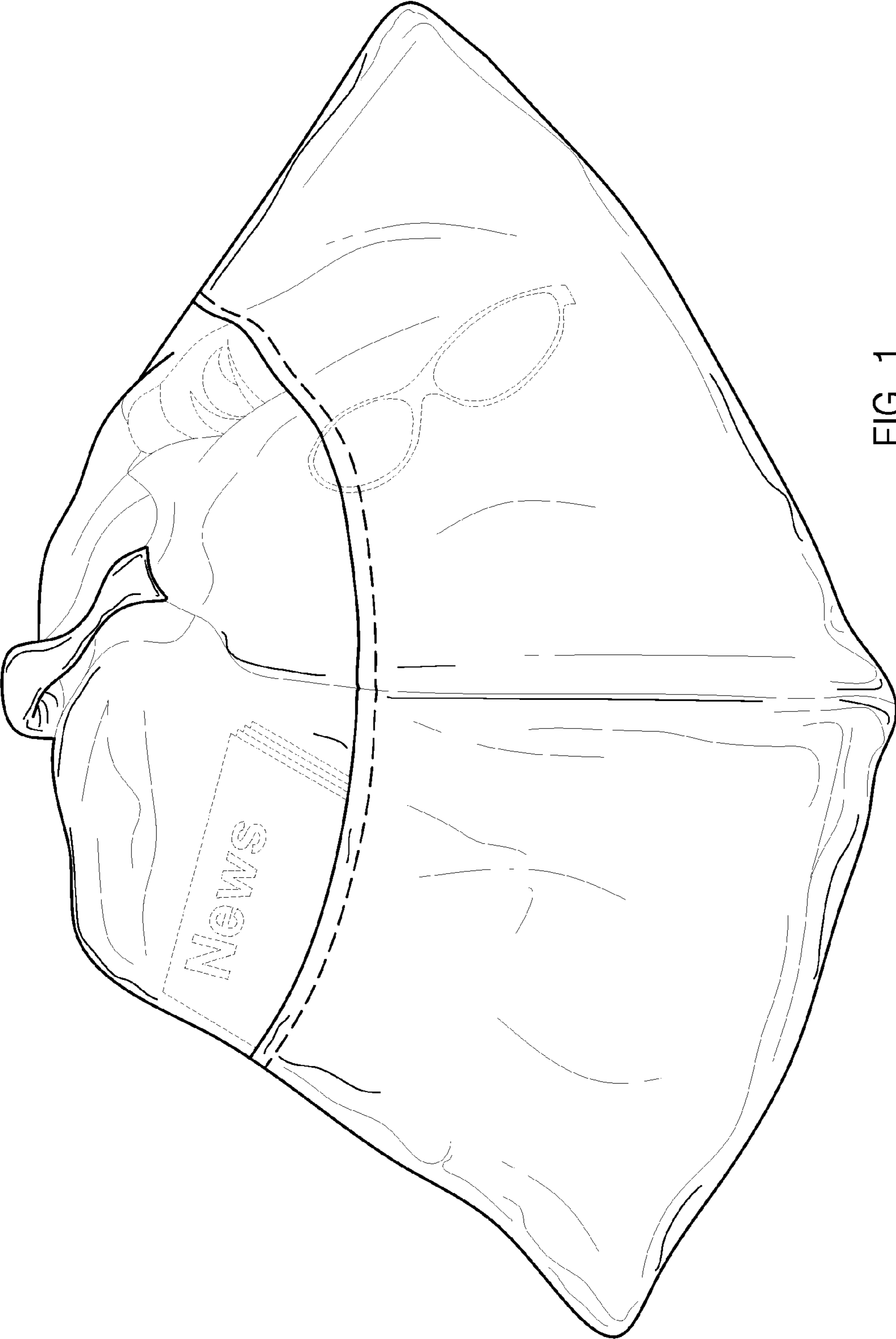


FIG. 1

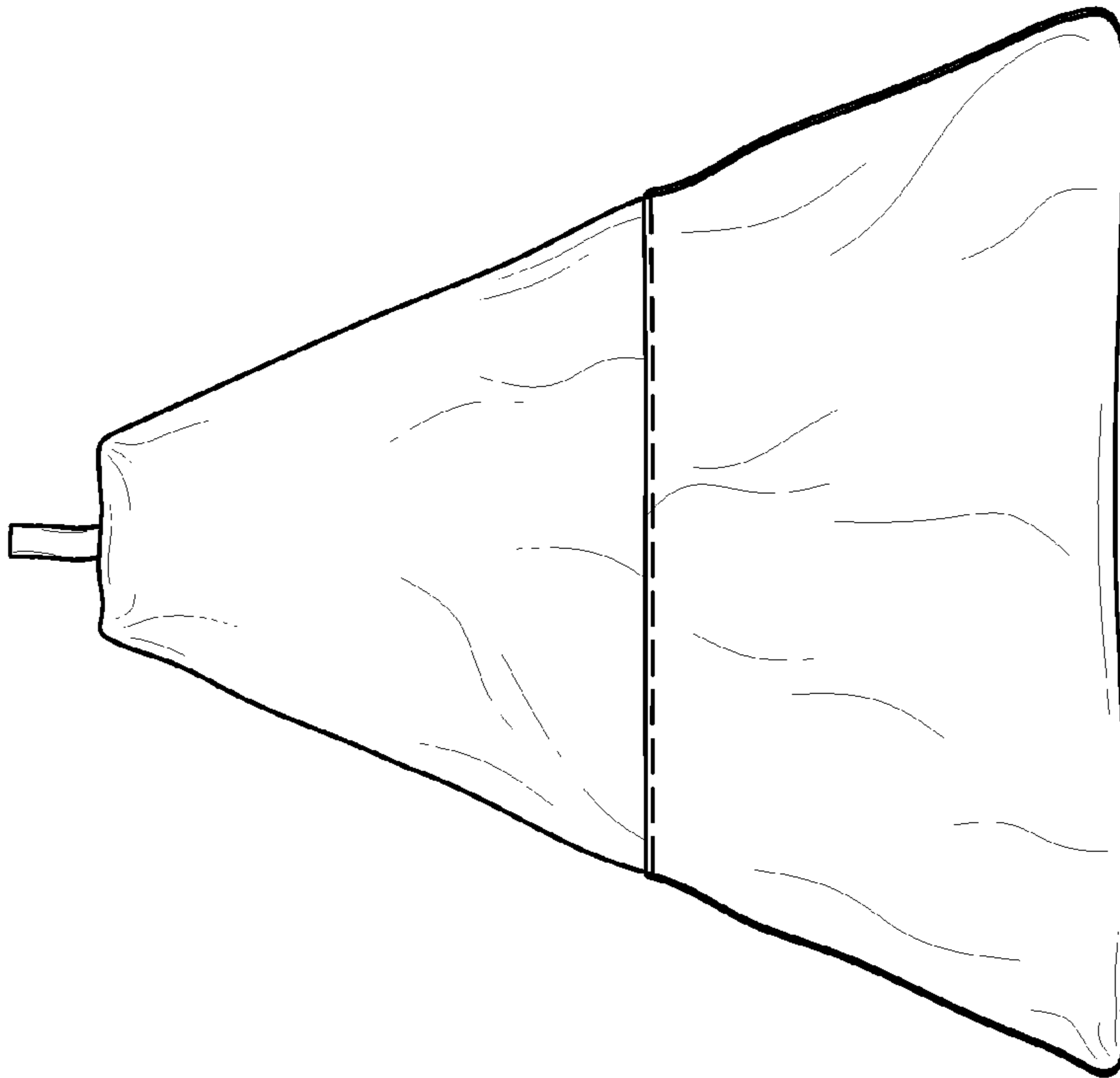


FIG. 3

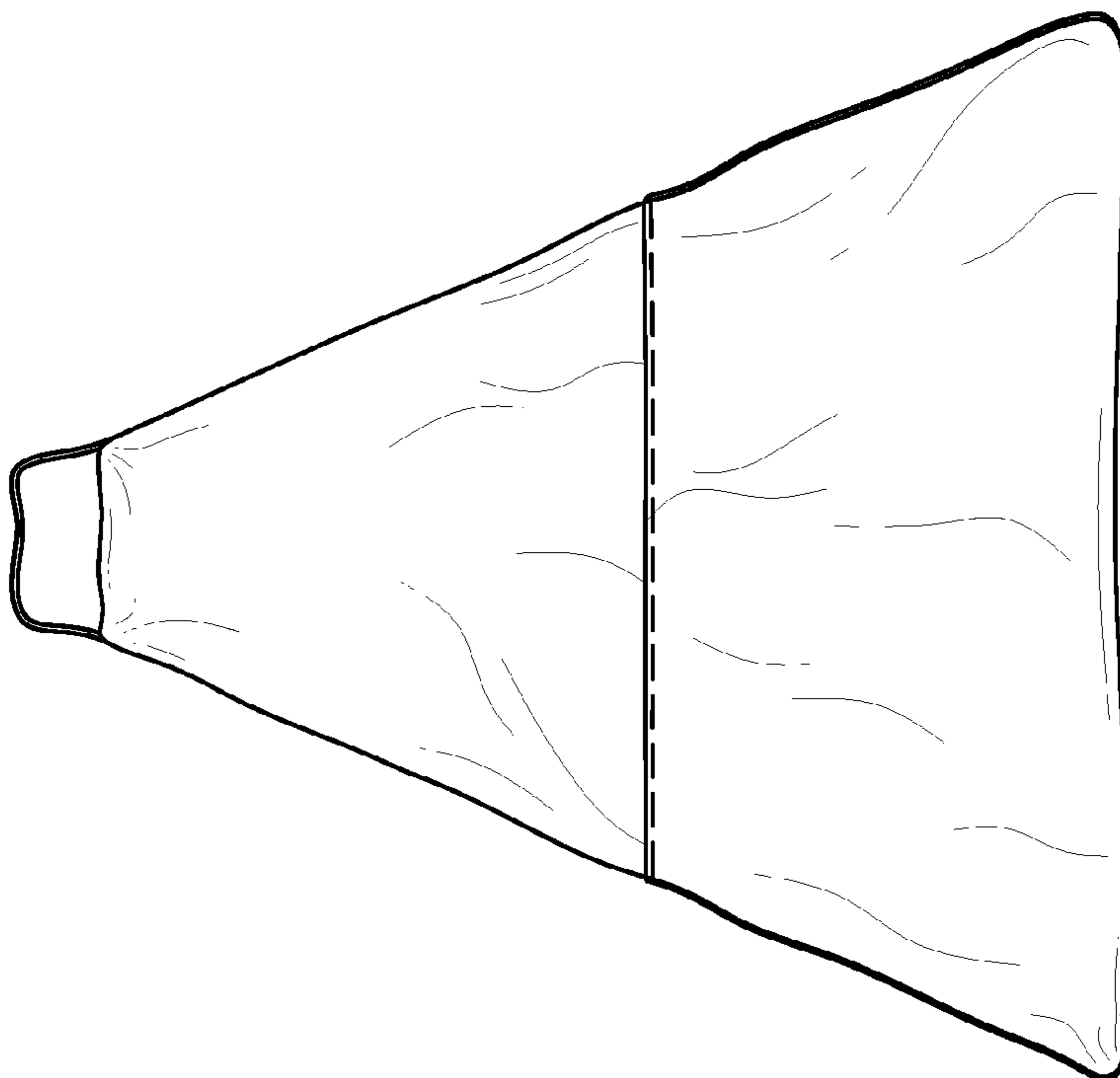


FIG. 2

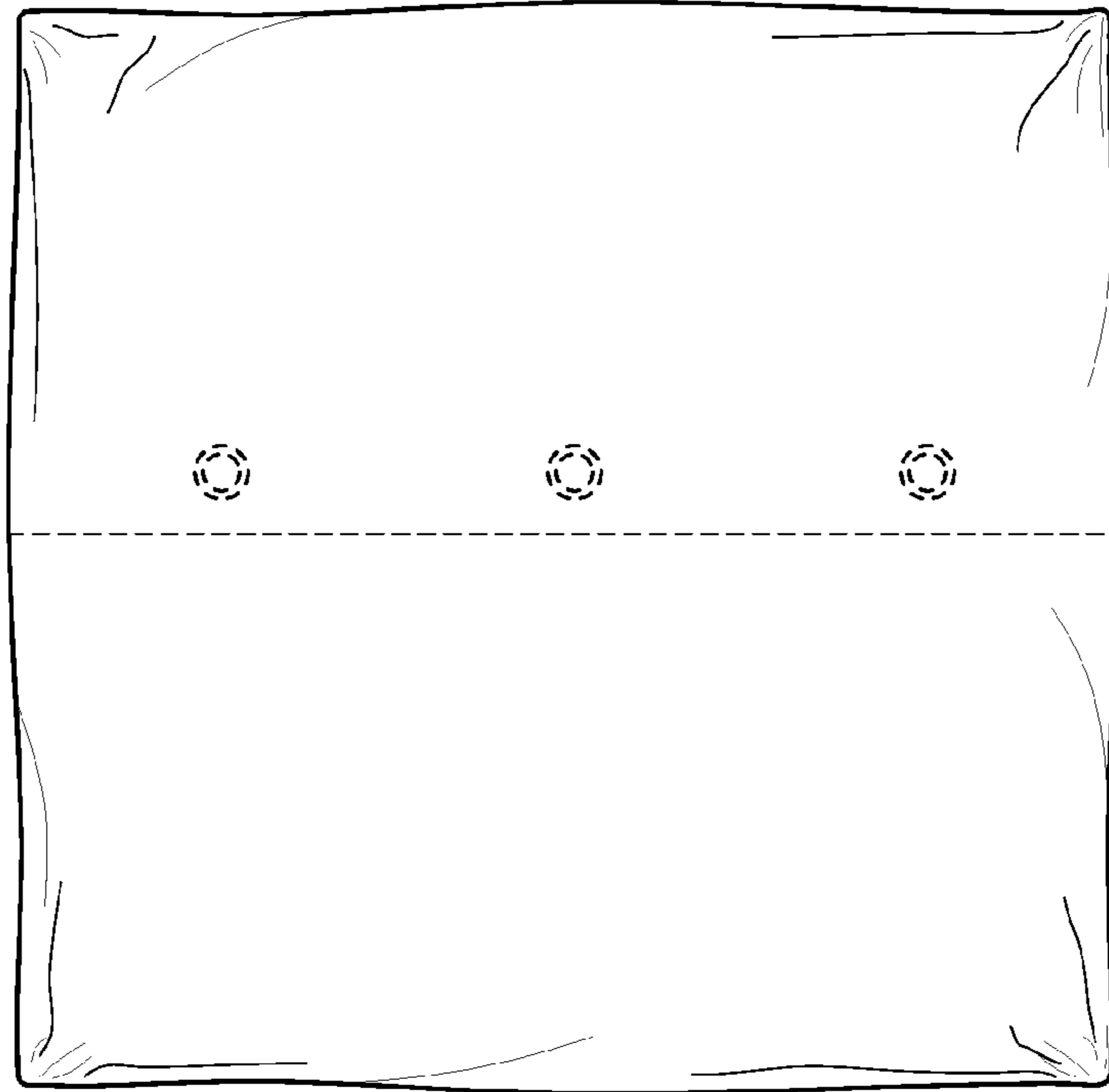


FIG. 5

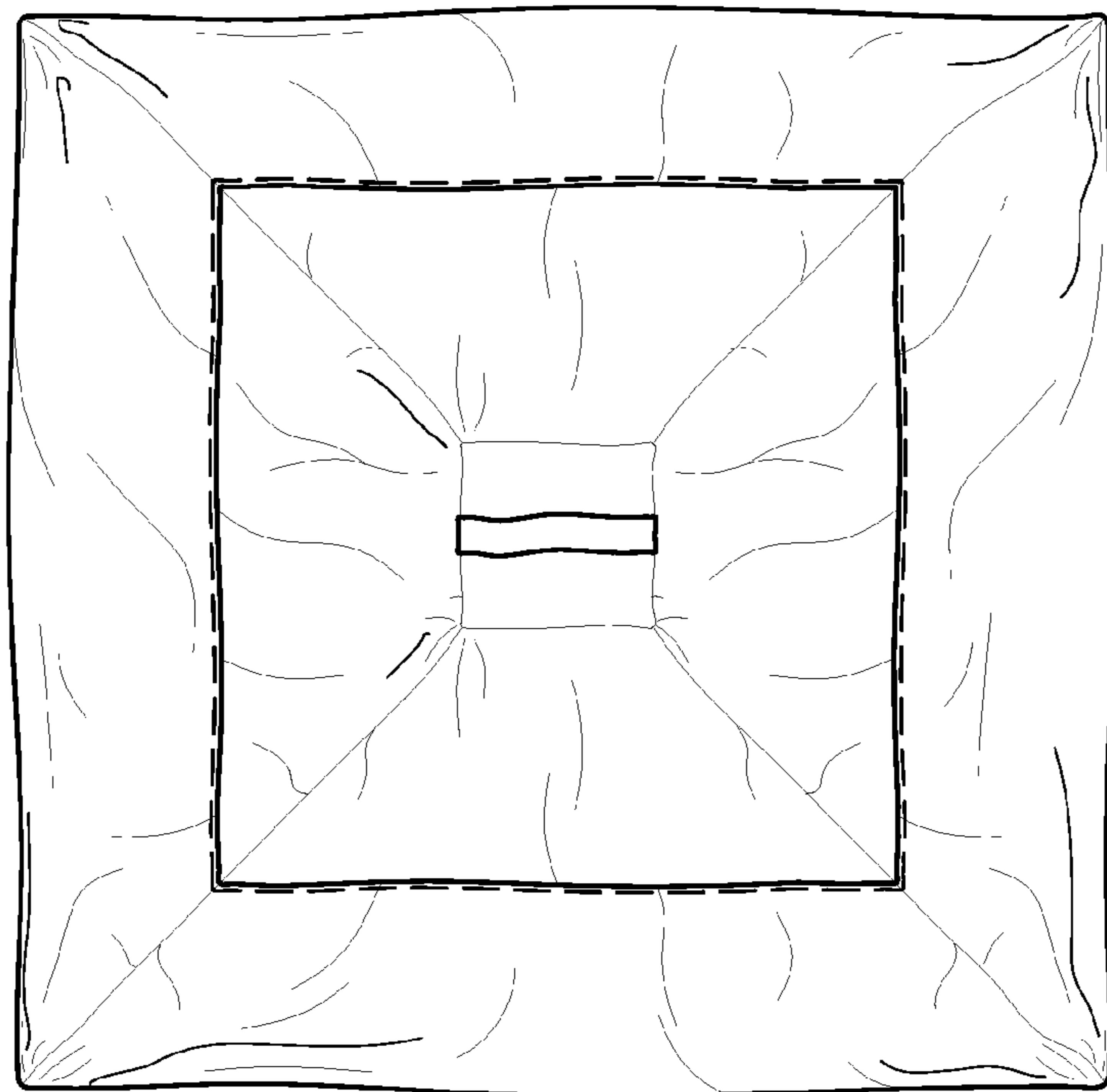


FIG. 4