



US00D670502S

(12) **United States Design Patent**
Wu

(10) **Patent No.:** **US D670,502 S**

(45) **Date of Patent:** **** Nov. 13, 2012**

(54) **TUBE**

(76) **Inventor:** **Chen-Chuan Wu**, Hsin Chuang (TW)

(**) **Term:** **14 Years**

(21) **Appl. No.:** **29/396,891**

(22) **Filed:** **Jul. 8, 2011**

(51) **LOC (9) Cl.** **03-01**

(52) **U.S. Cl.** **D3/318**

(58) **Field of Classification Search** D3/318,
D3/273, 281-282; 190/115, 18 A, 38-39;
16/113.1, 429; D19/122-125
See application file for complete search history.

(56) **References Cited**

U.S. PATENT DOCUMENTS

D91,692 S * 3/1934 Stuart D25/122
D473,663 S * 4/2003 Chou D25/122
D489,531 S * 5/2004 Oh D3/318

D498,054 S * 11/2004 Moon D3/318
D515,222 S * 2/2006 Kieffer D25/122
D560,823 S * 1/2008 Holland D25/122
D633,300 S * 3/2011 Fair D3/318

* cited by examiner

Primary Examiner — Holly Baynham

(74) *Attorney, Agent, or Firm* — Muncy, Geissler, Olds & Lowe, PLLC


(57) **CLAIM**

The ornamental design for a tube, as shown and described.

DESCRIPTION

FIG. 1 is a perspective view of a tube showing the new design;
FIG. 2 is a front view thereof;
FIG. 3 is a rear view thereof;
FIG. 4 is a left side view thereof;
FIG. 5 is a right side view thereof;
FIG. 6 is a top view thereof; and,
FIG. 7 is a bottom view thereof.

1 Claim, 6 Drawing Sheets



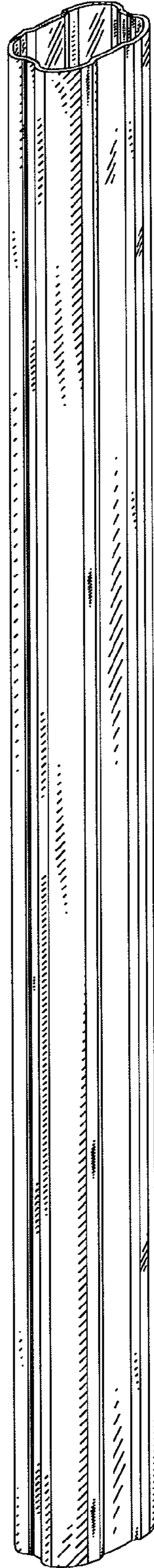


Fig. 1

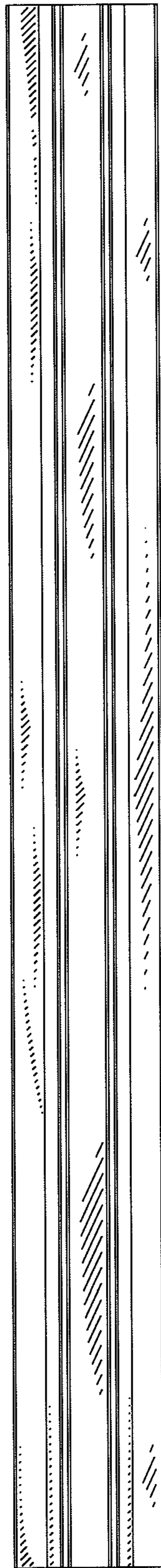


Fig. 2

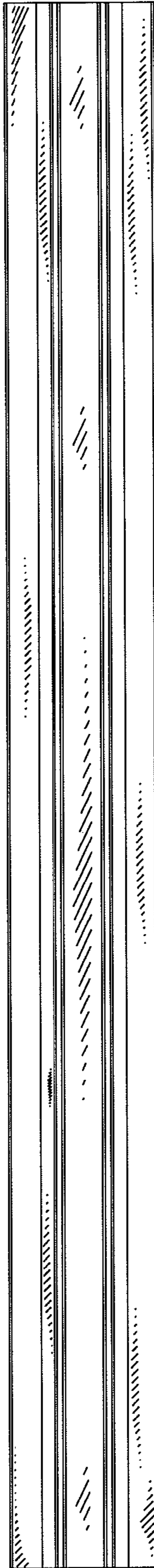


Fig. 3

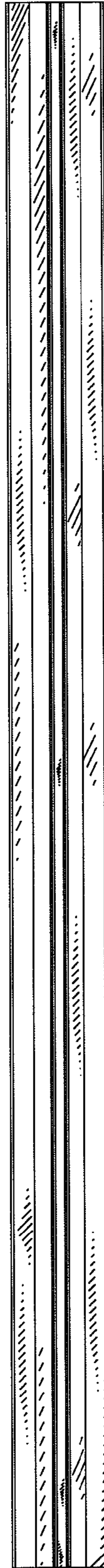


Fig. 4

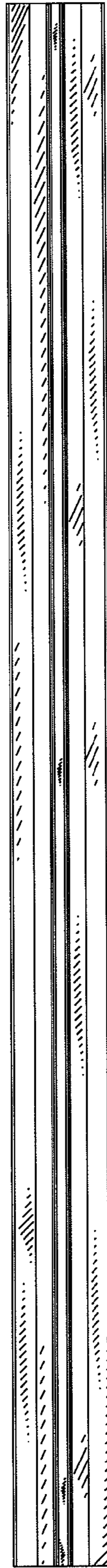


Fig. 5

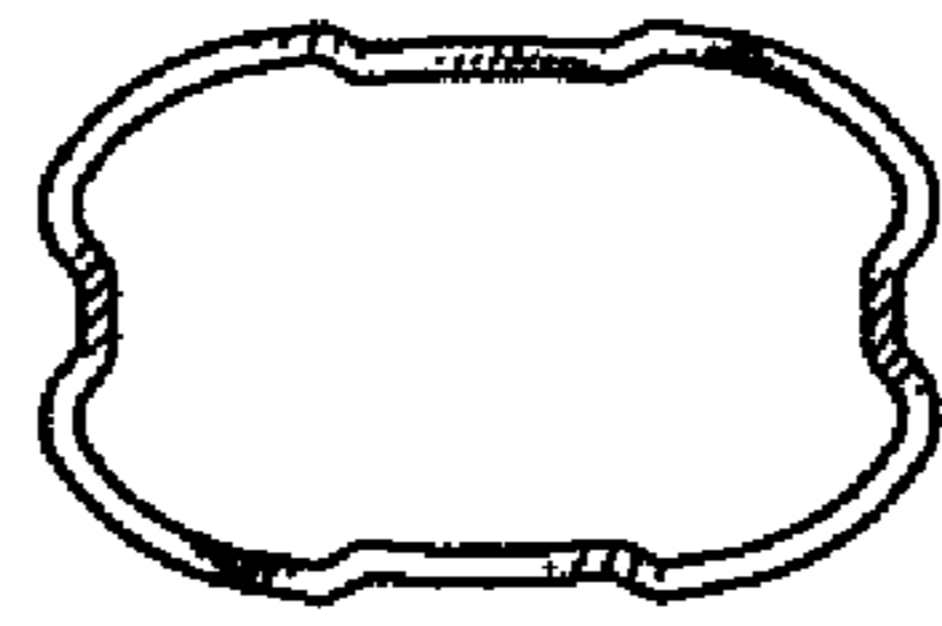


Fig. 6

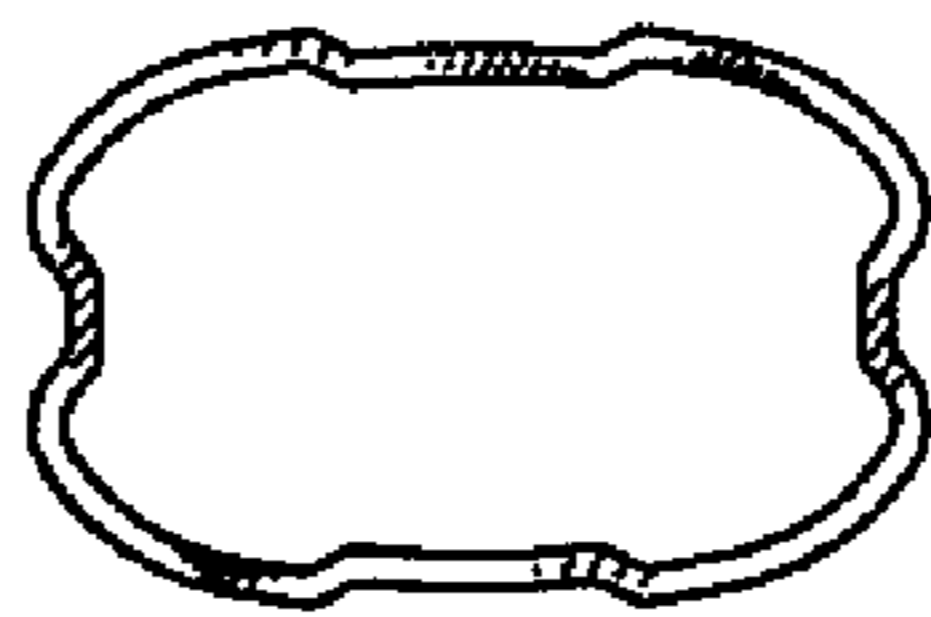


Fig. 7