



US00D670488S

(12) **United States Design Patent**
McClaskie

(10) **Patent No.:** **US D670,488 S**

(45) **Date of Patent:** **** Nov. 13, 2012**

(54) **SHOE**

(75) **Inventor:** **Thomas E. McClaskie**, Bethlehem, PA
(US)

(73) **Assignee:** **Columbia Insurance Company**,
Omaha, NE (US)

(**) **Term:** **14 Years**

(21) **Appl. No.:** **29/423,239**

(22) **Filed:** **May 30, 2012**

(51) **LOC (9) Cl.** **02-04**

(52) **U.S. Cl.** **D2/952; D2/951**

(58) **Field of Classification Search** D2/902,
D2/906, 908, 916, 918, 925, 946-962, 977;
36/3 B, 22 R, 24.5, 25 R, 28, 32 R, 34 R,
36/59 C, 67 A, 103

See application file for complete search history.

(56) **References Cited**

U.S. PATENT DOCUMENTS

D490,222 S *	5/2004	Burg et al.	D2/951
D497,704 S *	11/2004	Wu	D2/953
D513,839 S *	1/2006	McClaskie	D2/952
D557,883 S *	12/2007	McClaskie	D2/952
D558,963 S *	1/2008	McClaskie	D2/952
D591,942 S *	5/2009	McClaskie	D2/952
D593,740 S *	6/2009	McClaskie	D2/957
D599,992 S	9/2009	McClaskie	

D608,993 S *	2/2010	McClaskie	D2/952
D608,996 S *	2/2010	McClaskie	D2/952
D618,892 S	7/2010	McClaskie	
D622,488 S *	8/2010	McClaskie	D2/952
D622,943 S	9/2010	McClaskie	
D640,455 S *	6/2011	Claassen	D2/961
D643,194 S *	8/2011	Raysse	D2/951
D645,649 S *	9/2011	McClaskie	D2/951
D659,970 S *	5/2012	Liao	D2/962

* cited by examiner

Primary Examiner — T. Chase Nelson

(74) *Attorney, Agent, or Firm* — IP Attorneys Group, LLC

(57) **CLAIM**

The ornamental design for a shoe, as shown and described.

DESCRIPTION

FIG. 1 is a bottom perspective view of a shoe in accordance with the new design;

FIG. 2 is a bottom view thereof;

FIG. 3 is a top view thereof;

FIG. 4 is a left side view thereof;

FIG. 5 is a right side view thereof;

FIG. 6 is a front view thereof; and,

FIG. 7 is a rear view thereof.

The shoe upper shown in broken lines in FIGS. 1-7 is for environmental purposes only and forms no part of the claimed design. The broken lines shown in each arch area of FIGS. 1 and 2 represent boundaries of the design with the lines themselves and the areas within them forming no part of the claimed design.

1 Claim, 7 Drawing Sheets


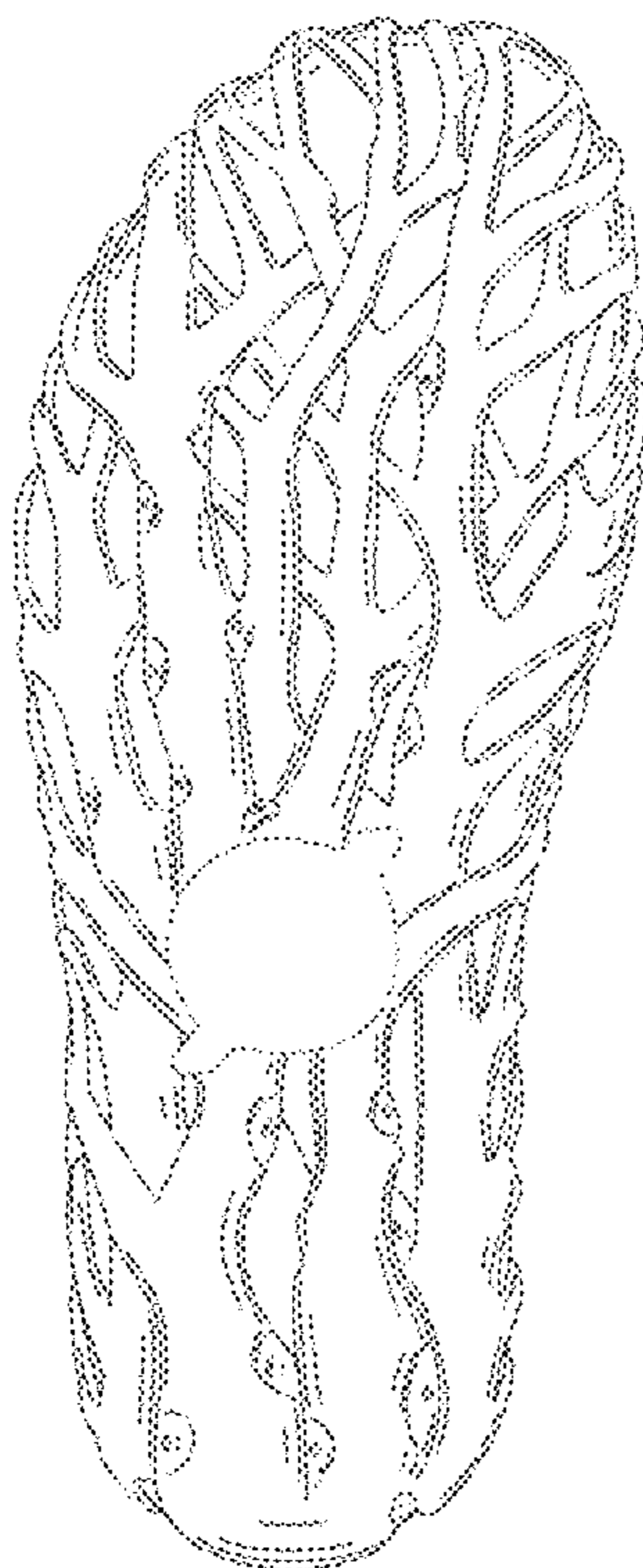




FIG. 1

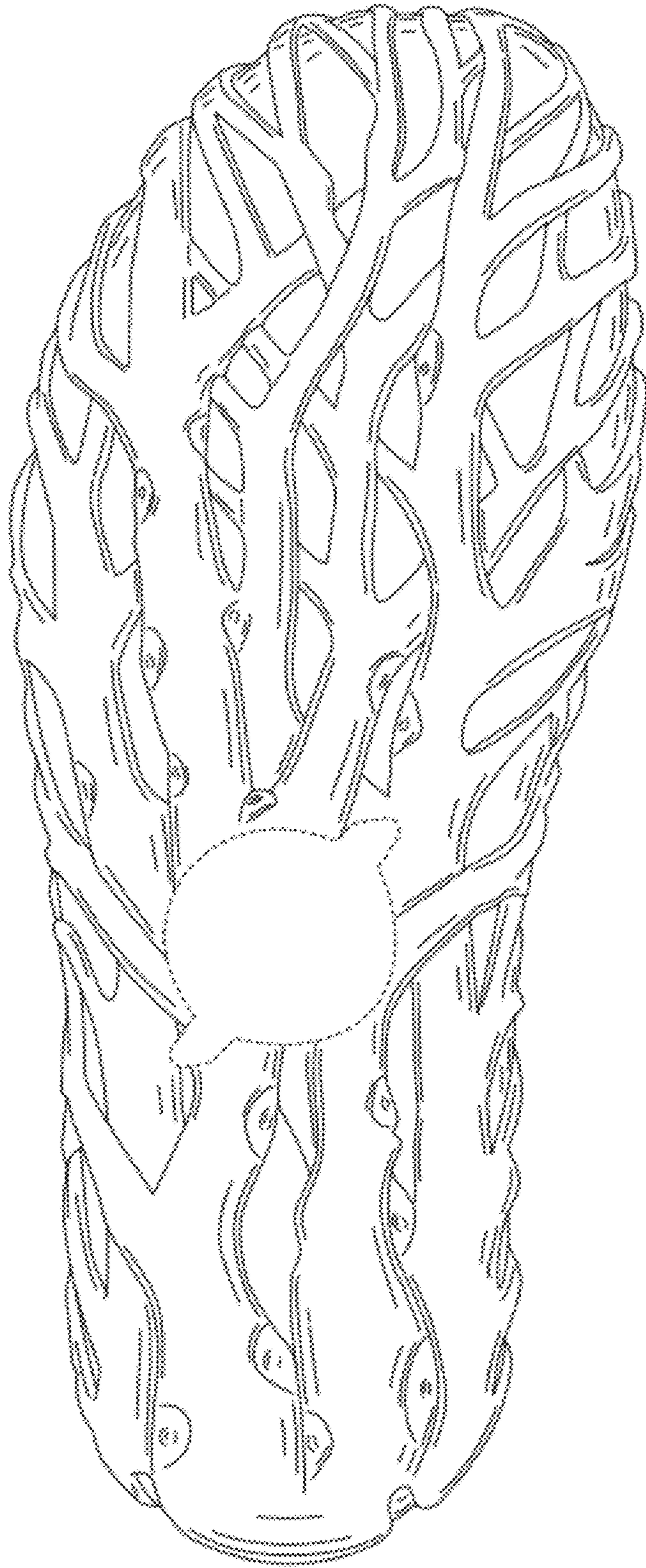


FIG. 2

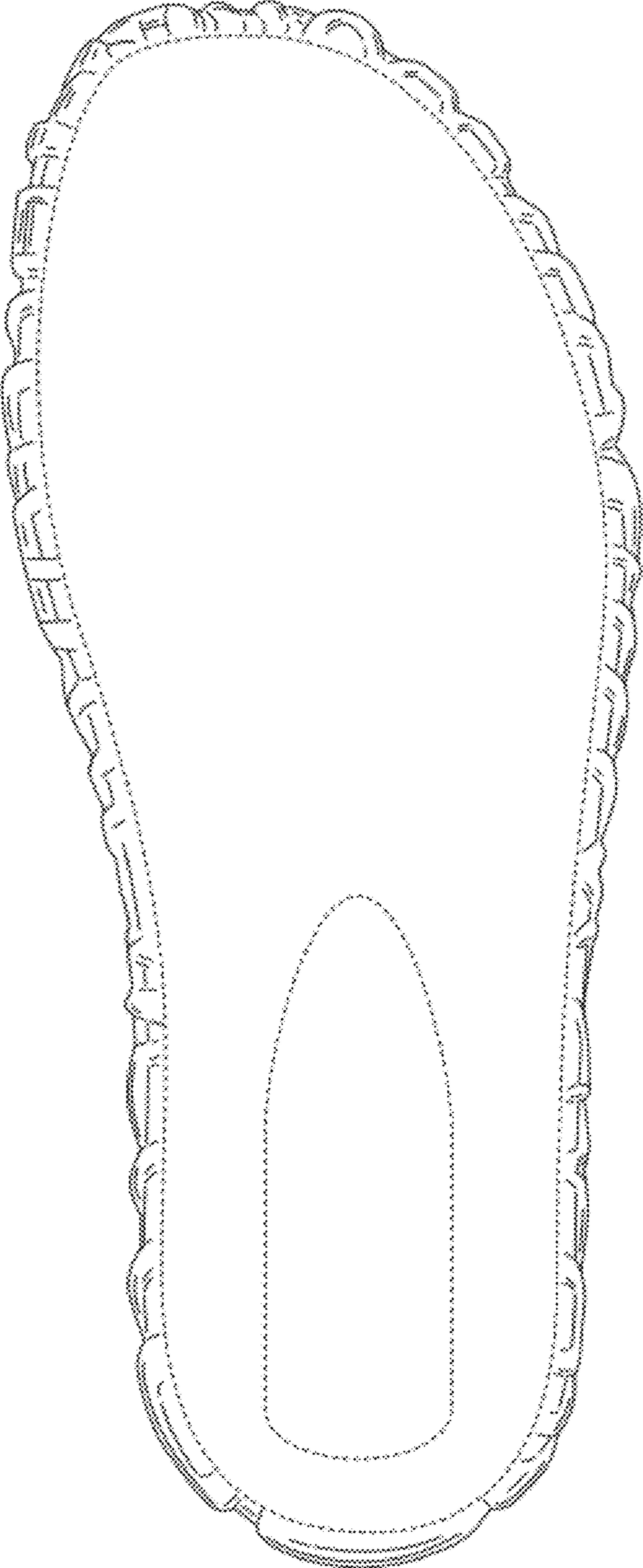


FIG. 3

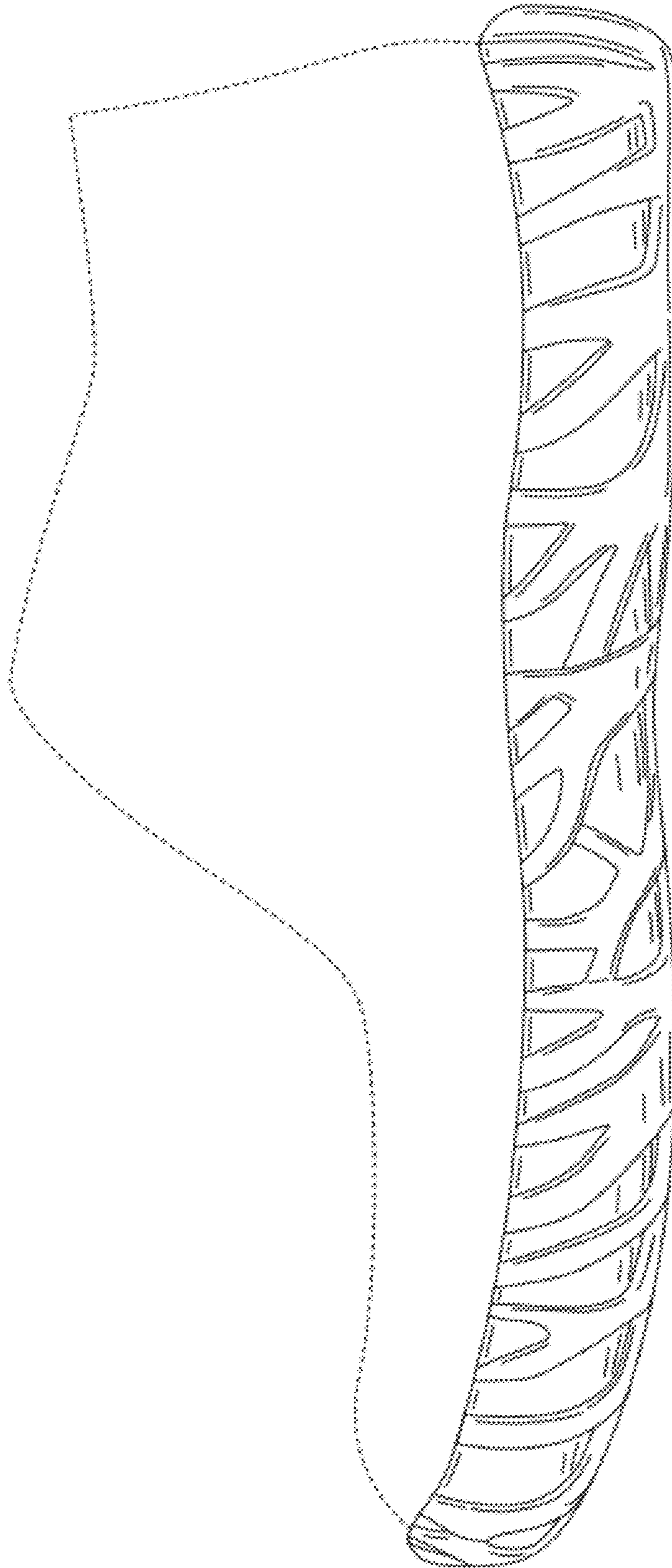


FIG. 4



FIG. 5

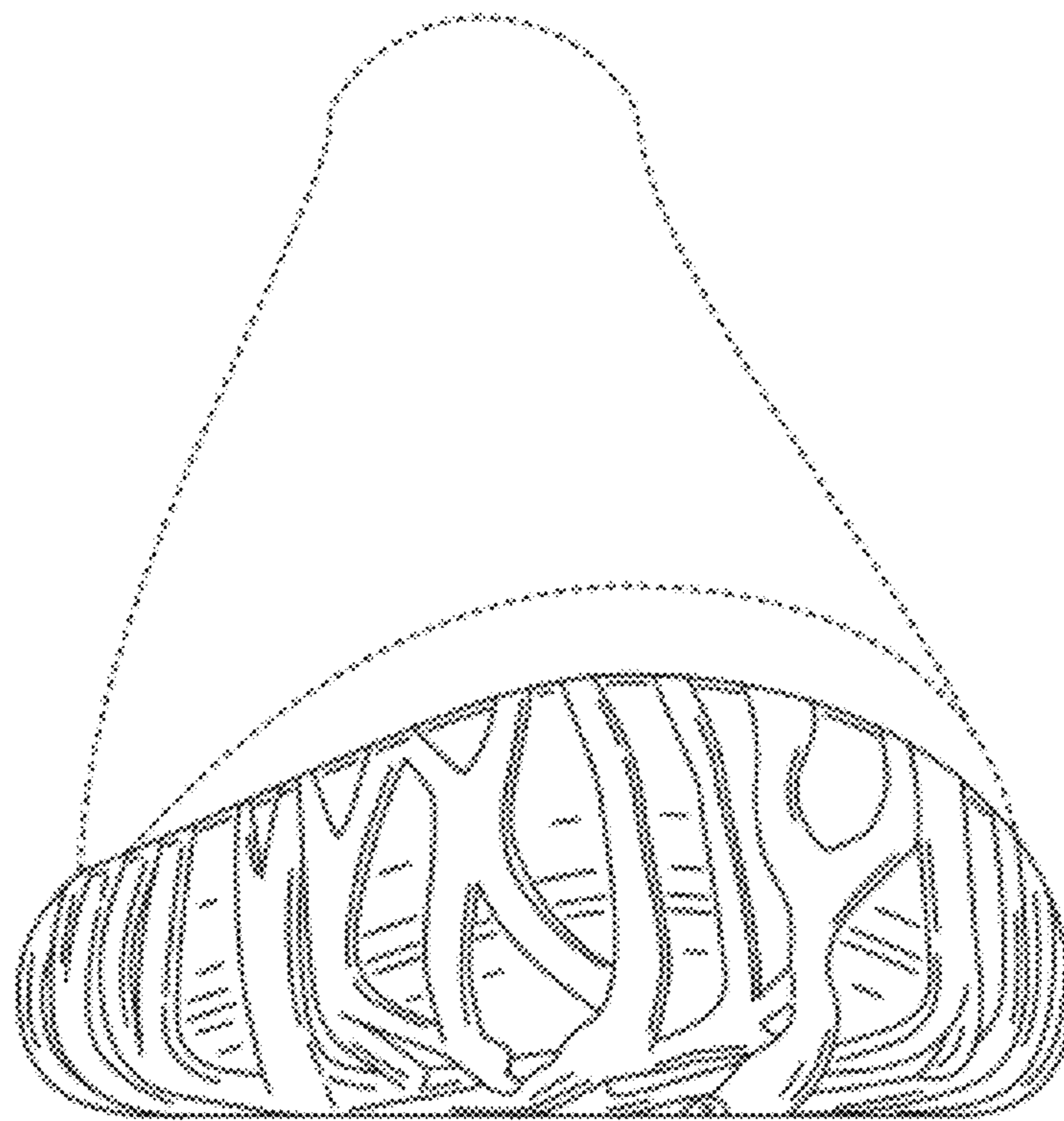


FIG. 6

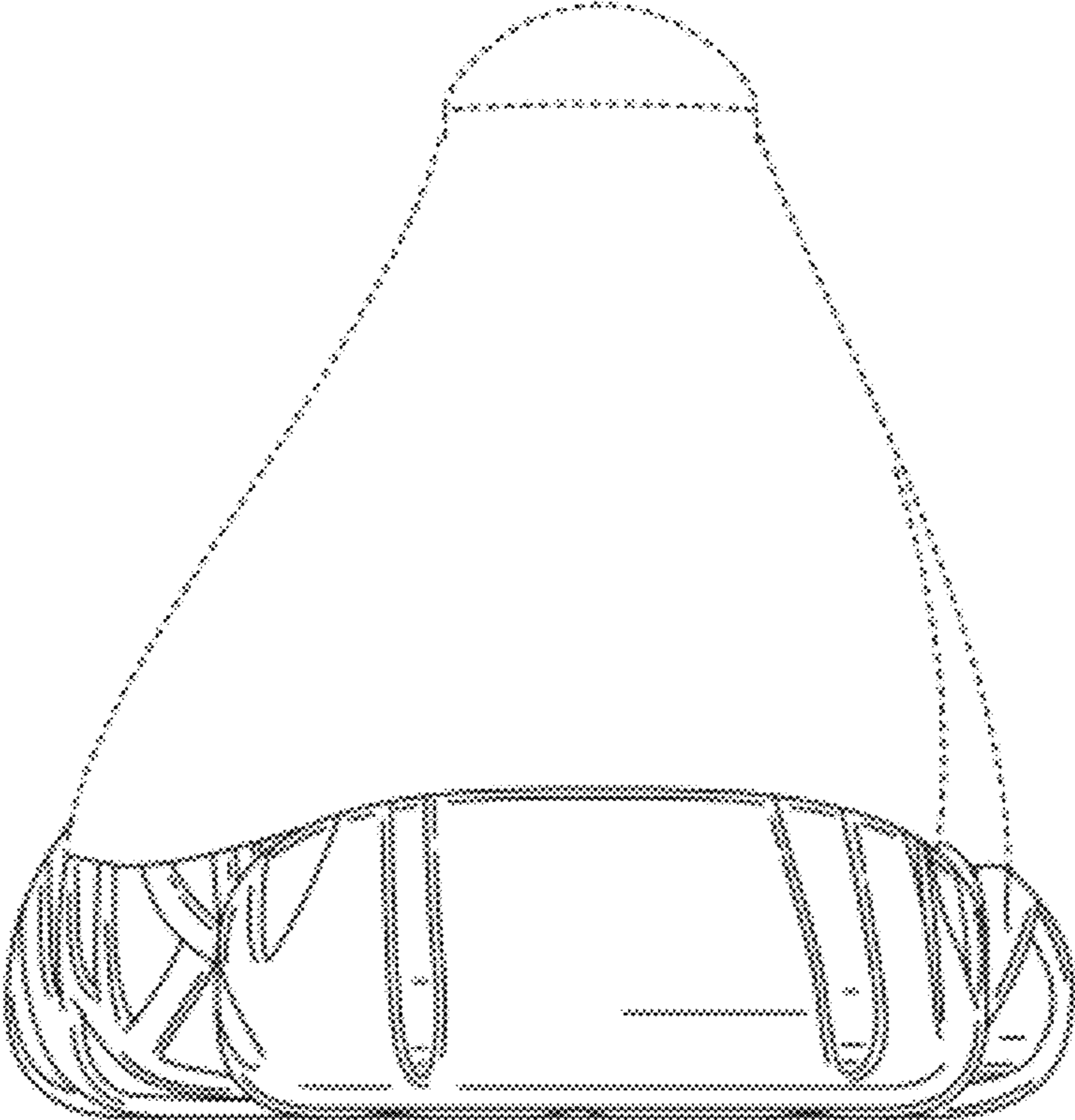


FIG. 7