



US00D670484S

(12) **United States Design Patent**
McClaskie

(10) **Patent No.:** **US D670,484 S**

(45) **Date of Patent:** **** Nov. 13, 2012**

(54) **SHOE**

(75) **Inventor:** **Thomas E. McClaskie**, Bethlehem, PA
(US)

(73) **Assignee:** **Columbia Insurance Company**,
Omaha, NE (US)

(**) **Term:** **14 Years**

(21) **Appl. No.:** **29/422,864**

(22) **Filed:** **May 24, 2012**

(51) **LOC (9) Cl.** **02-04**

(52) **U.S. Cl.** **D2/952; D2/951**

(58) **Field of Classification Search** D2/902,
D2/906, 908, 916, 918, 925, 946-962, 977;
36/3 B, 22 R, 24.5, 25 R, 28, 32 R, 34 R,
36/59 C, 67 A, 103

See application file for complete search history.

(56) **References Cited**

U.S. PATENT DOCUMENTS

D84,816 S	8/1931	Freudenberg	
D168,540 S	1/1953	Friedman et al.	
D495,856 S *	9/2004	McClaskie	D2/952
D528,747 S *	9/2006	Issler	D2/916
D548,433 S *	8/2007	McClaskie	D2/952
D584,886 S *	1/2009	Issler	D2/952
D587,439 S *	3/2009	Issler	D2/952
D588,790 S *	3/2009	Issler	D2/952
D592,388 S *	5/2009	Issler	D2/952
D600,894 S *	9/2009	Issler	D2/952
D603,149 S *	11/2009	McClaskie	D2/952
D603,591 S	11/2009	McClaskie	
D603,593 S	11/2009	McClaskie	
D604,487 S *	11/2009	McClaskie	D2/952
D608,535 S	1/2010	McClaskie	
D608,994 S *	2/2010	McClaskie	D2/952
D609,889 S *	2/2010	McClaskie	D2/952
D609,890 S *	2/2010	McClaskie	D2/952
D609,891 S *	2/2010	McClaskie	D2/952
D610,331 S *	2/2010	Issler	D2/952

D622,489 S *	8/2010	McClaskie	D2/952
D623,387 S *	9/2010	McClaskie	D2/952
D624,292 S *	9/2010	McClaskie	D2/952
D624,738 S *	10/2010	McClaskie	D2/952
D625,089 S	10/2010	McClaskie	
D625,495 S *	10/2010	McClaskie	D2/952
D625,497 S *	10/2010	McClaskie	D2/952
D625,498 S *	10/2010	McClaskie	D2/952
D625,907 S	10/2010	McClaskie	
D625,908 S	10/2010	McClaskie	
D626,319 S	11/2010	McClaskie	
D627,547 S *	11/2010	McClaskie	D2/952
D653,023 S *	1/2012	McClaskie	D2/952
D653,435 S *	2/2012	McClaskie	D2/952
D653,436 S *	2/2012	McClaskie	D2/952
D654,256 S *	2/2012	McClaskie	D2/951

* cited by examiner

Primary Examiner — T. Chase Nelson

(74) *Attorney, Agent, or Firm* — IP Attorneys Group, LLC

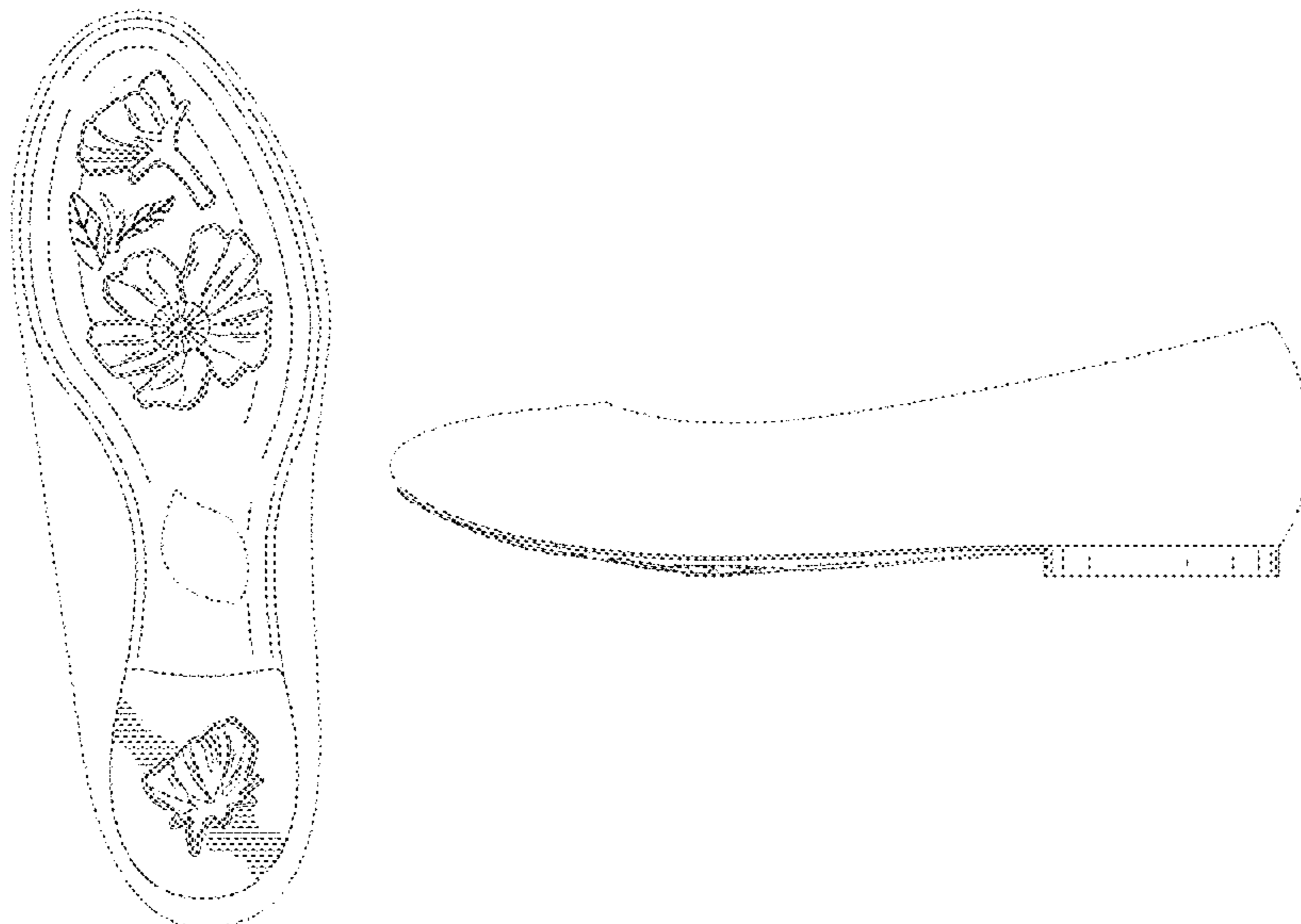
(57) **CLAIM**

The ornamental design for a shoe, as shown and described.

DESCRIPTION

FIG. 1 is a bottom perspective view of a shoe in accordance with the new design;
 FIG. 2 is a bottom view thereof;
 FIG. 3 is a top view thereof;
 FIG. 4 is a right side view thereof;
 FIG. 5 is a left side view thereof;
 FIG. 6 is a front view thereof;
 FIG. 7 is a rear view thereof; and,
 FIG. 8 is an enlarged view of the area labeled "8" in FIG. 1.
 The shoe upper shown in broken lines in FIGS. 1-7 is for environmental purposes only and forms no part of the claimed design. The broken lines shown in each arch area of FIGS. 1, 2, 4, and 5 represent boundaries of the design, with the lines themselves and the areas within them forming no part of the claimed design.

1 Claim, 7 Drawing Sheets



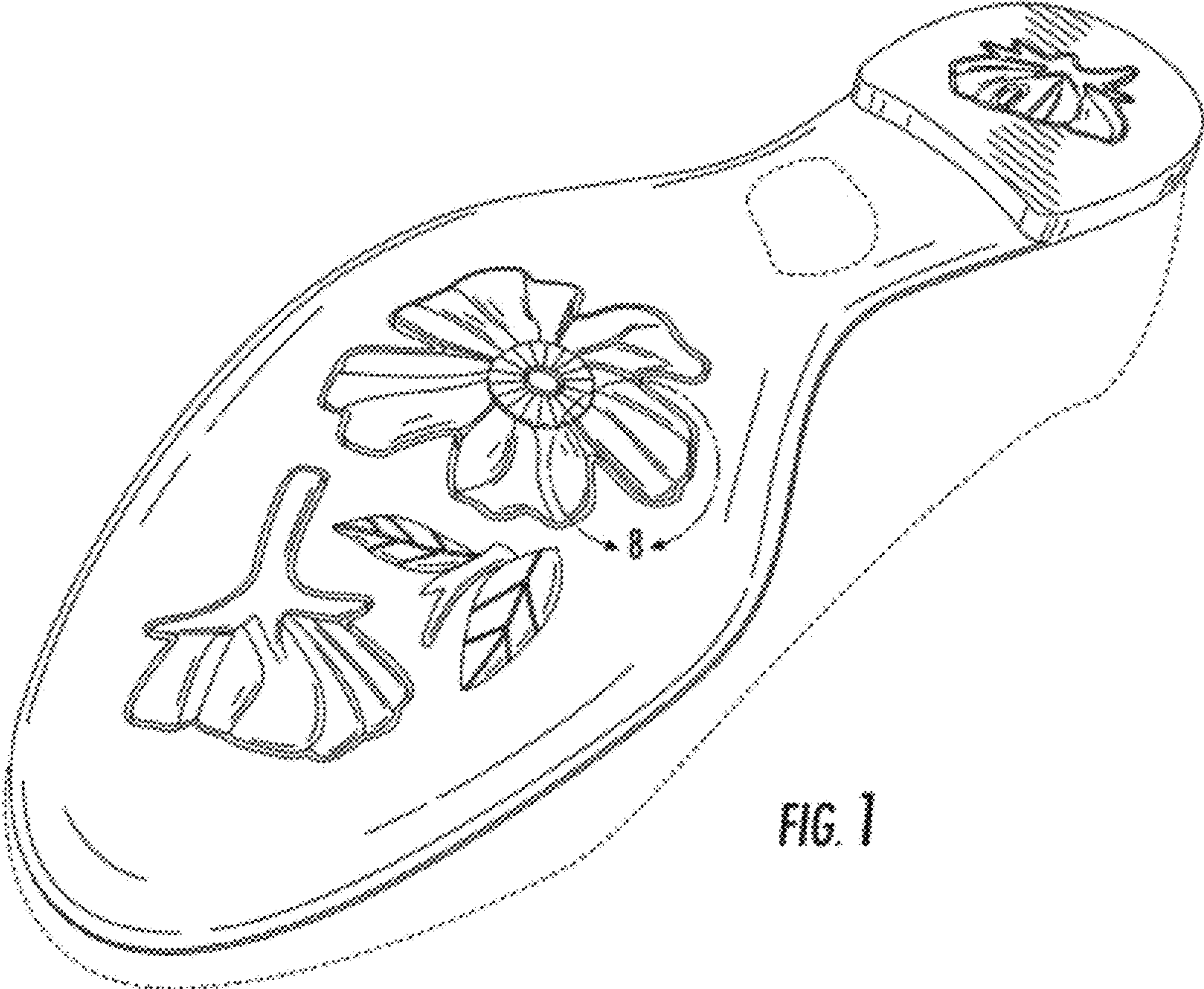


FIG. 1

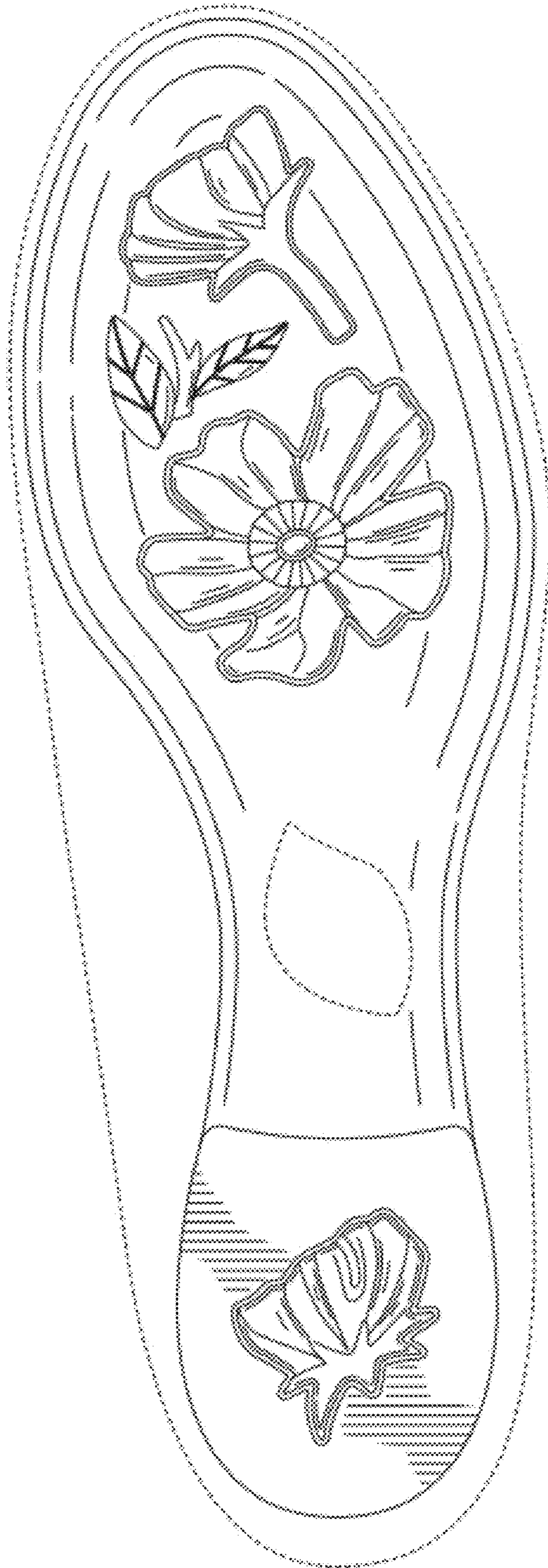


FIG. 2

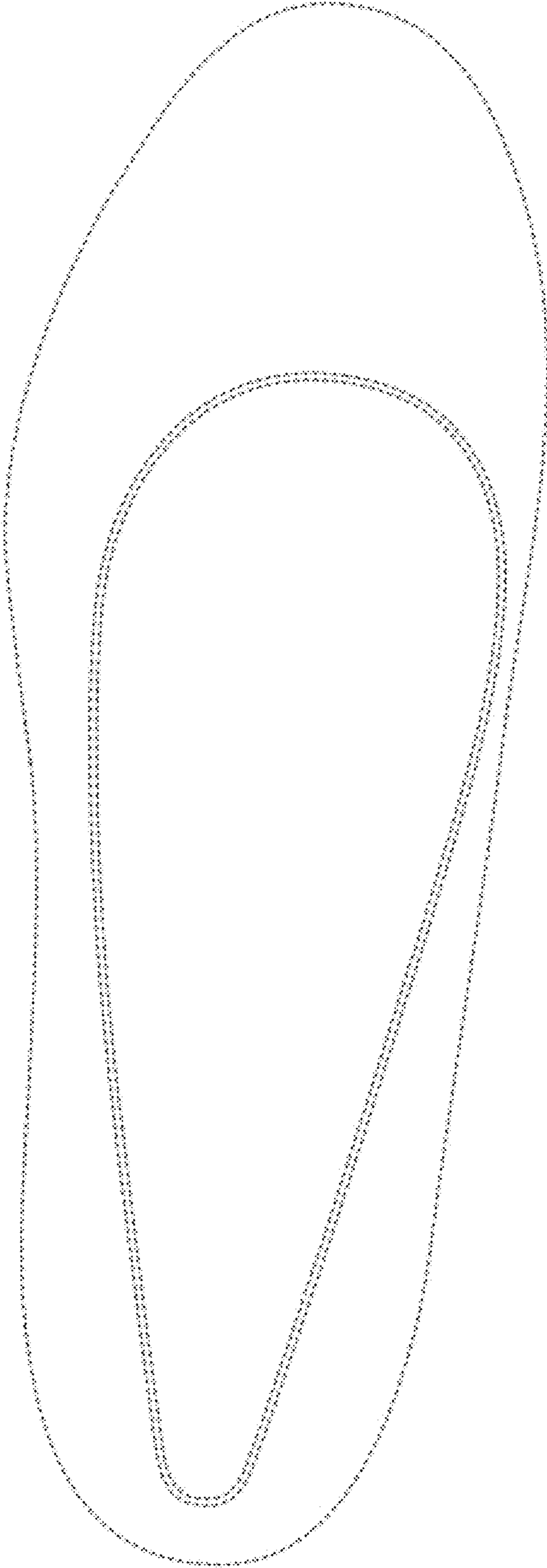


FIG. 3

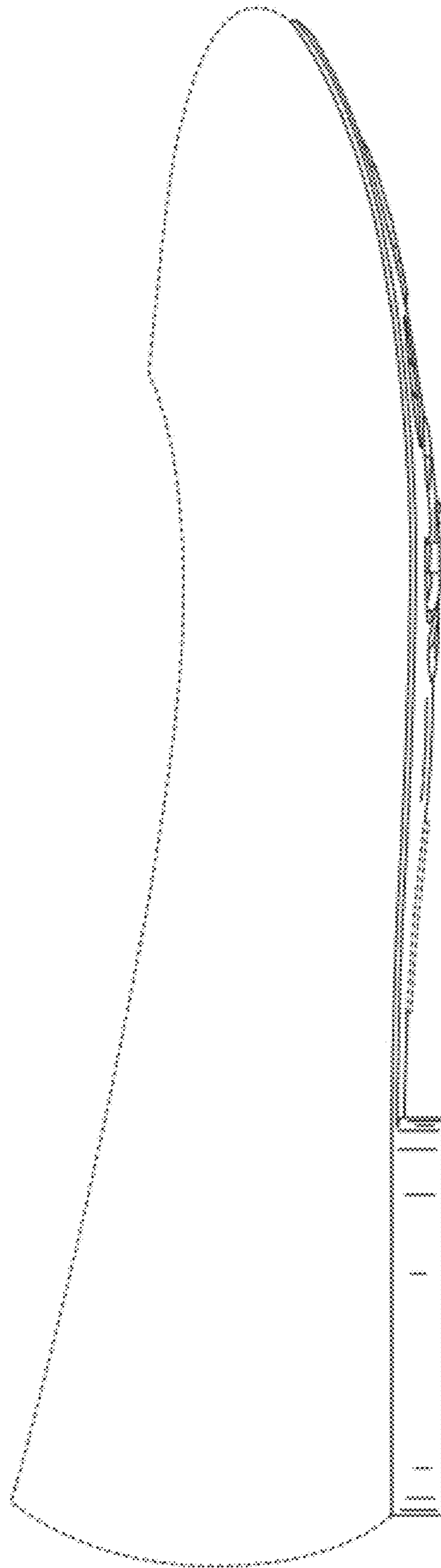


FIG. 4

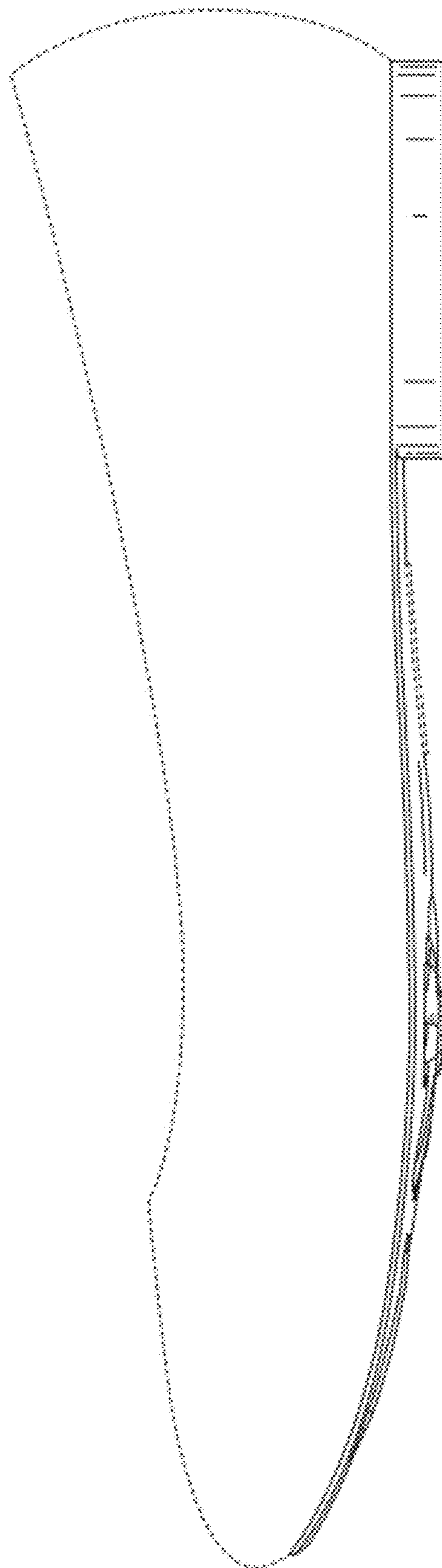


FIG. 5

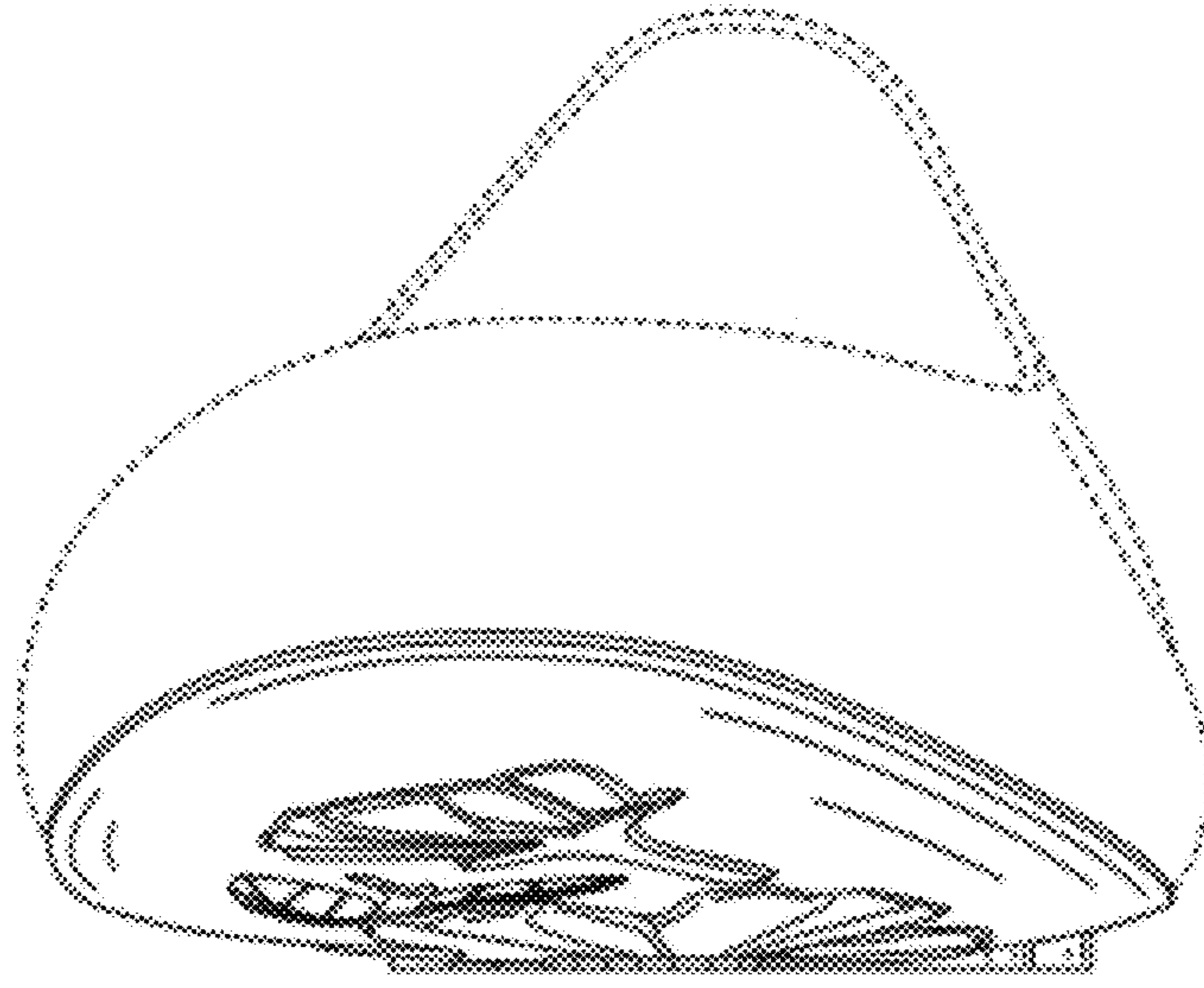


FIG. 6

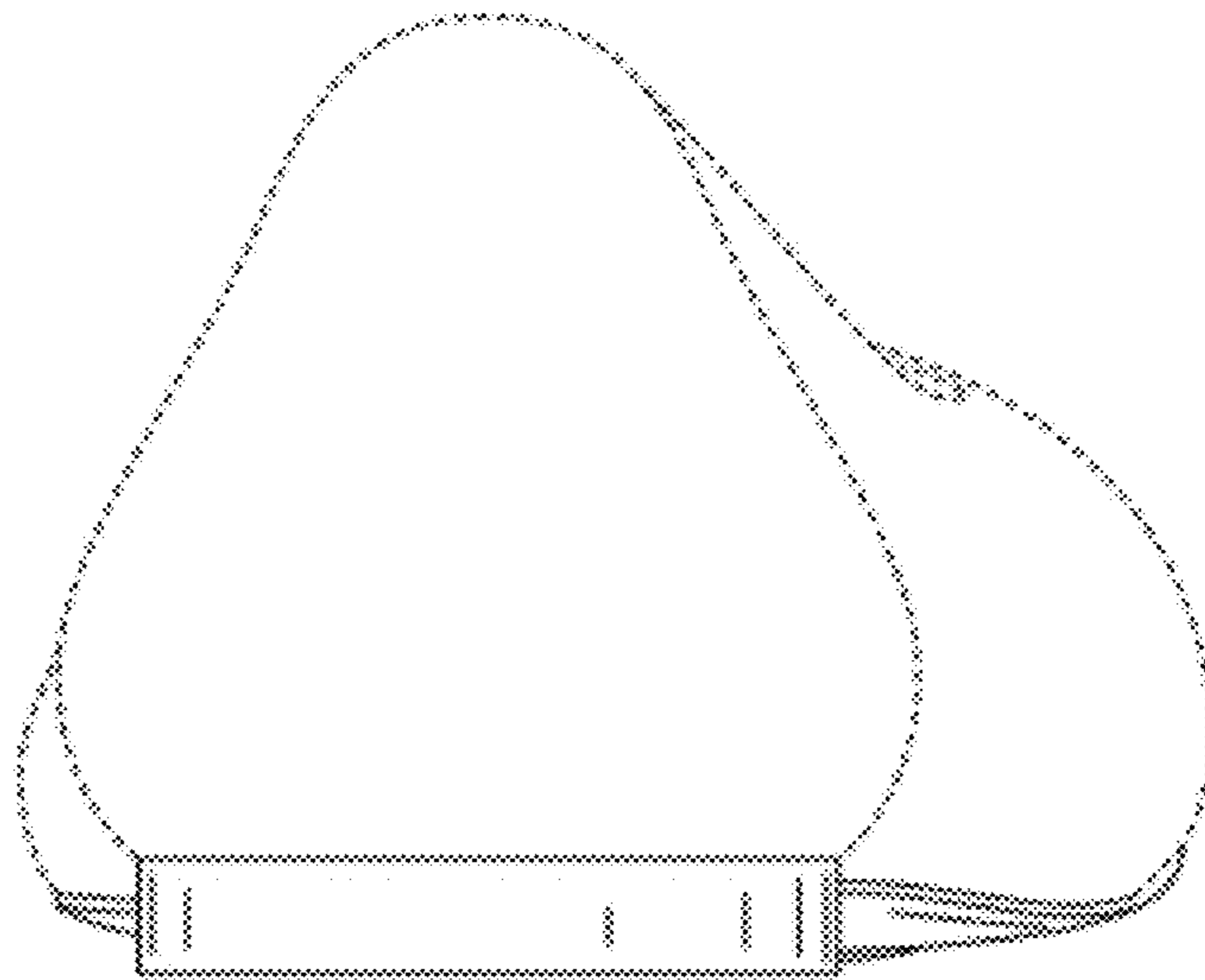


FIG. 7

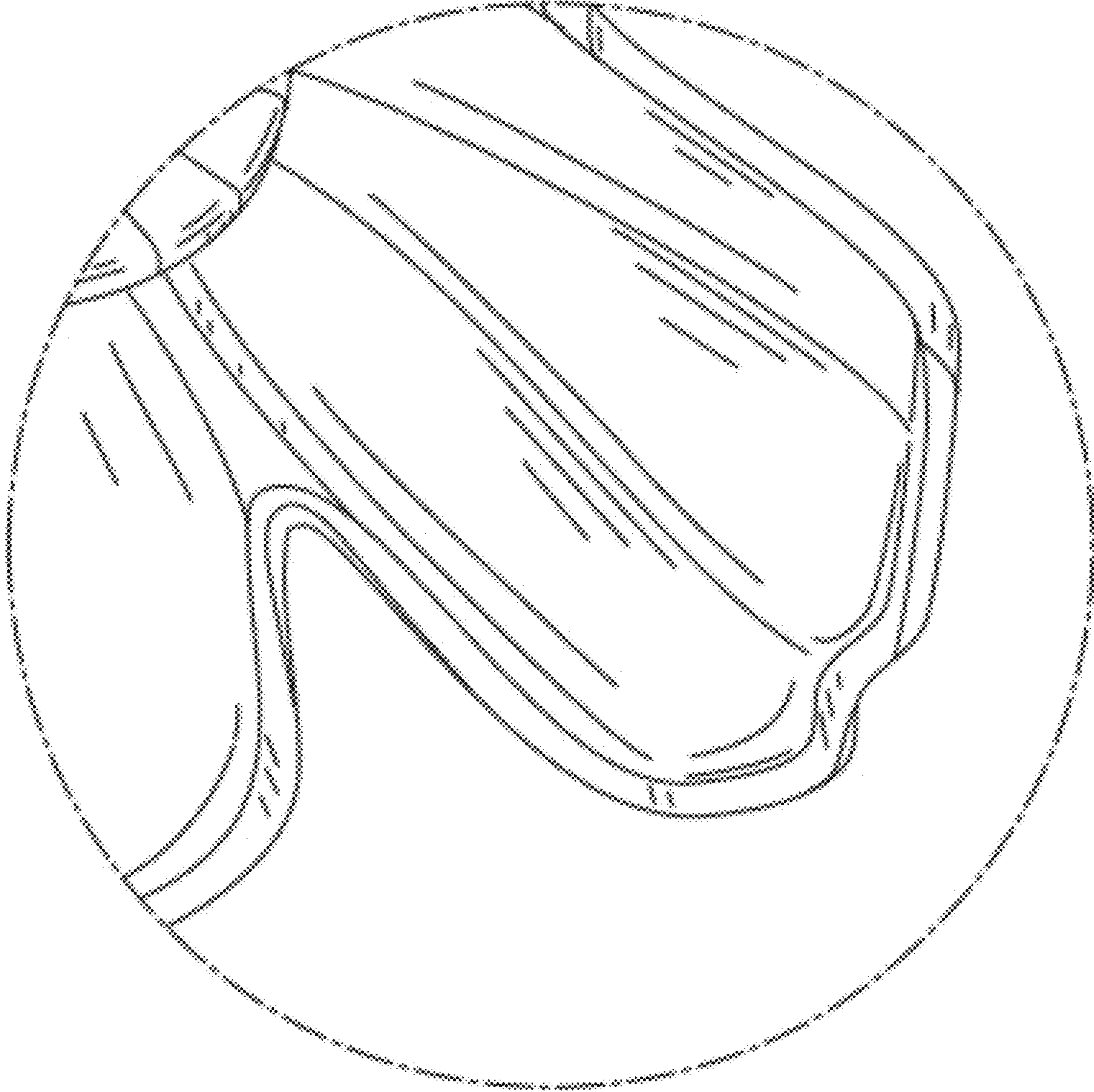


FIG. 8