



US00D670481S

(12) **United States Design Patent**
Wolf

(10) **Patent No.:** **US D670,481 S**

(45) **Date of Patent:** **** Nov. 13, 2012**

(54) **SHOE TOE CAPS**

(76) Inventor: **Christina Wolf**, Fort Worth, TX (US)

(**) Term: **14 Years**

(21) Appl. No.: **29/373,535**

(22) Filed: **Apr. 21, 2011**

(51) **LOC (9) Cl.** **02-99**

(52) **U.S. Cl.** **D2/946; D2/976; D28/56**

(58) **Field of Classification Search** **D2/946,**
D2/976; D28/4, 56; 36/16-138
See application file for complete search history.

(56) **References Cited**

U.S. PATENT DOCUMENTS

| | | | | | |
|-----------|-----|---------|------------|-------|--------|
| 1,942,332 | A * | 1/1934 | Hamberg | | D28/56 |
| 2,607,356 | A * | 8/1952 | Lewis | | D28/56 |
| 2,864,384 | A * | 12/1958 | Walter | | D28/56 |
| 2,941,535 | A * | 6/1960 | Lappe | | D28/56 |
| 4,346,720 | A * | 8/1982 | Hokama | | D28/56 |
| D295,451 | S * | 4/1988 | Mast | | D28/56 |
| D349,975 | S * | 8/1994 | Bannett | | D28/56 |
| D384,440 | S * | 9/1997 | Meyerovich | | D28/56 |

| | | | | | |
|----------|-----|---------|------------------|-------|--------|
| D387,488 | S * | 12/1997 | Meyerovich | | D28/56 |
| D397,514 | S * | 8/1998 | Shilinsky et al. | | D28/56 |
| D488,261 | S * | 4/2004 | Sorensen | | D28/56 |

* cited by examiner

Primary Examiner — Dominic Simone

(74) *Attorney, Agent, or Firm* — Brett Trout

(57) **CLAIM**

The ornamental design for a shoe toe caps, as shown and described.

DESCRIPTION

FIG. 1 is a top perspective view of the shoe toe caps showing my new design;

FIG. 2 is a top view thereof;

FIG. 3 is a front view of the shoe toe caps of FIG. 1;

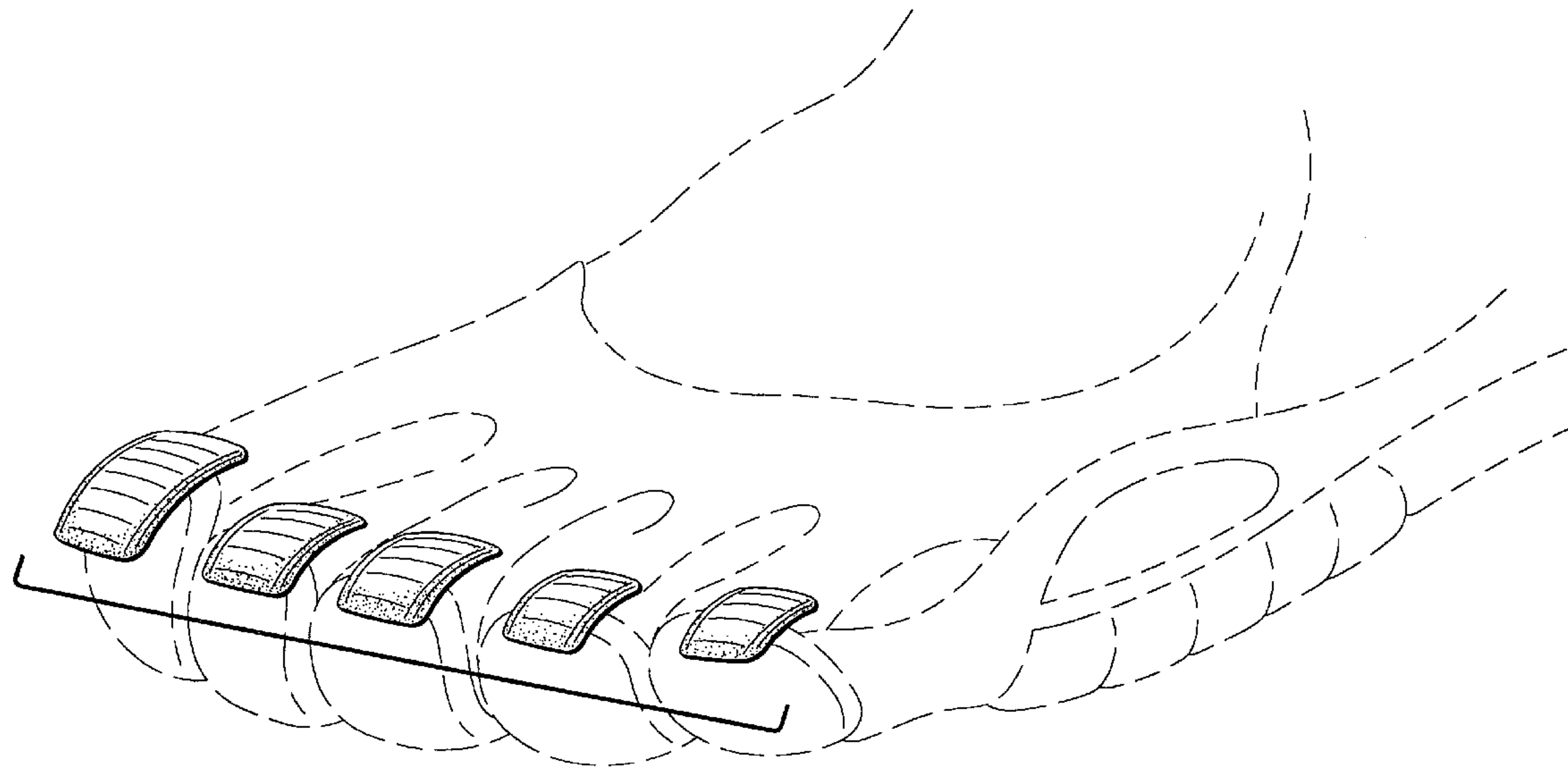
FIG. 4 is a rear view of the shoe toe caps of FIG. 1; and,

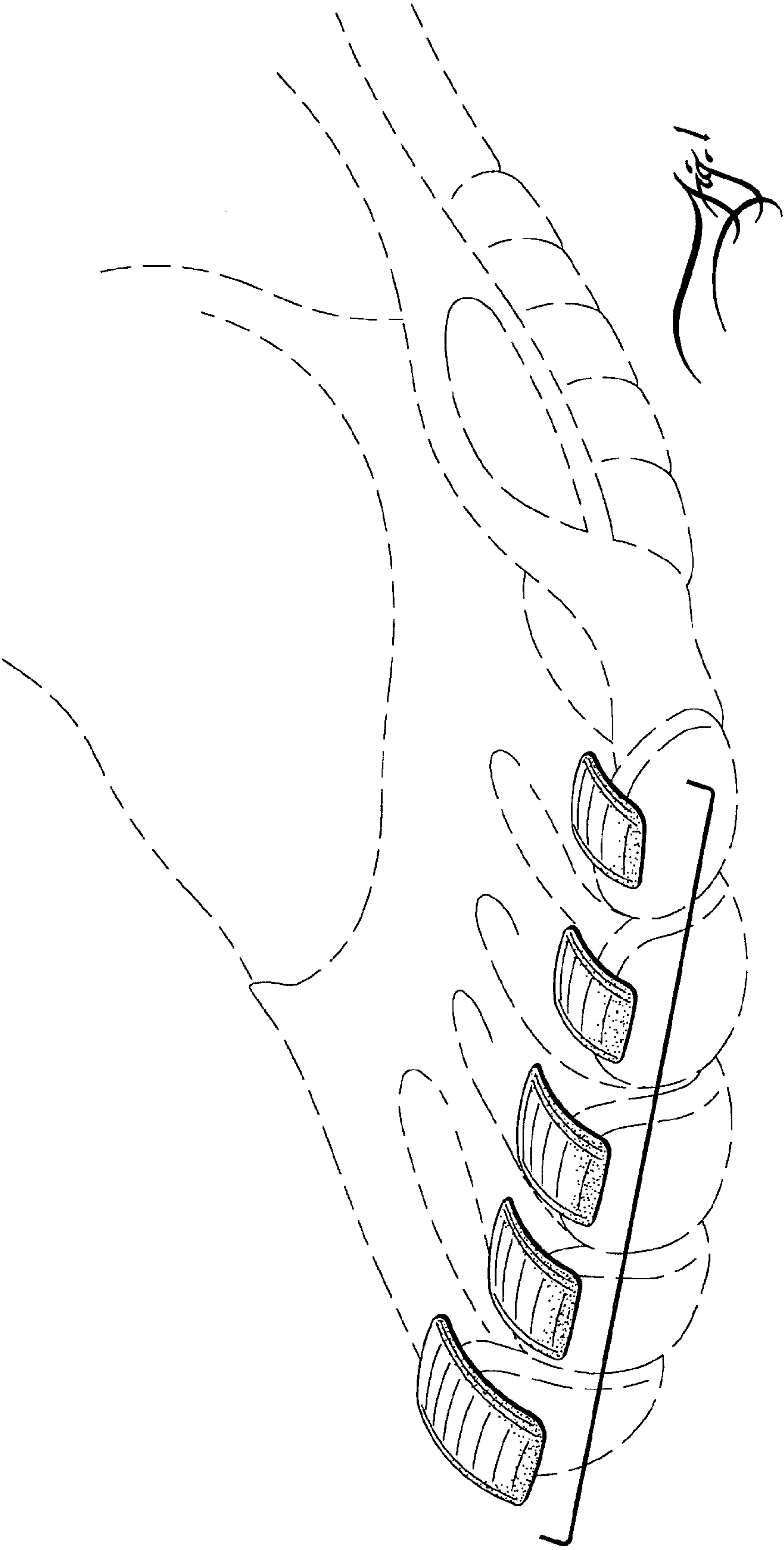
FIG. 5 is a side view of the shoe toe caps of FIG. 1.

The broken line showing of a portion of a shoe in FIGS. 1 and 2 is for illustrative purposes only and forms no part of the claimed design.

The shoe toe caps are shown on a left shoe, however it is understood that the shoe toe caps for the right shoe would be a mirror image thereof.

1 Claim, 3 Drawing Sheets





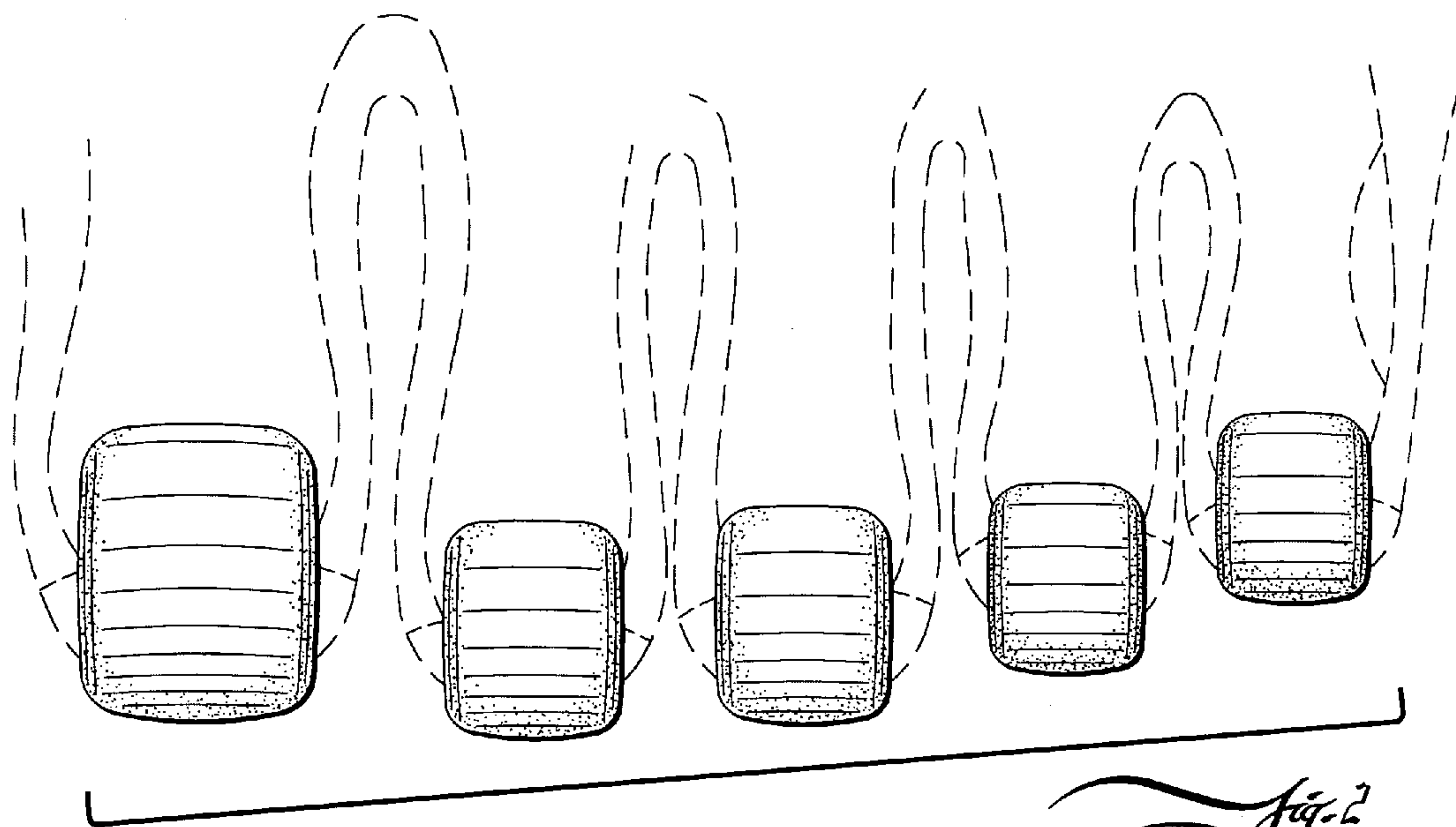


Fig. 2




Fig. 3

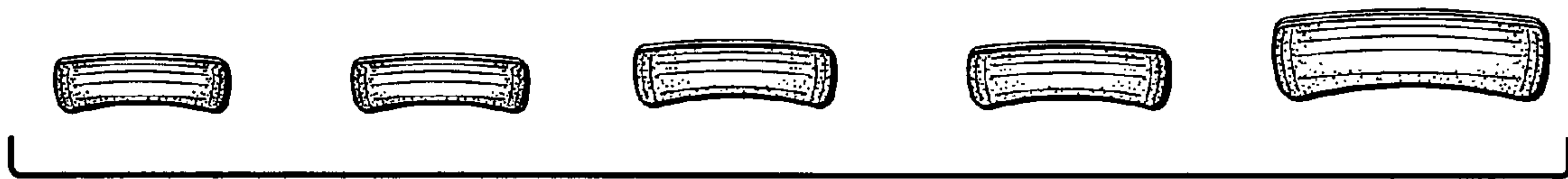


Fig. 4

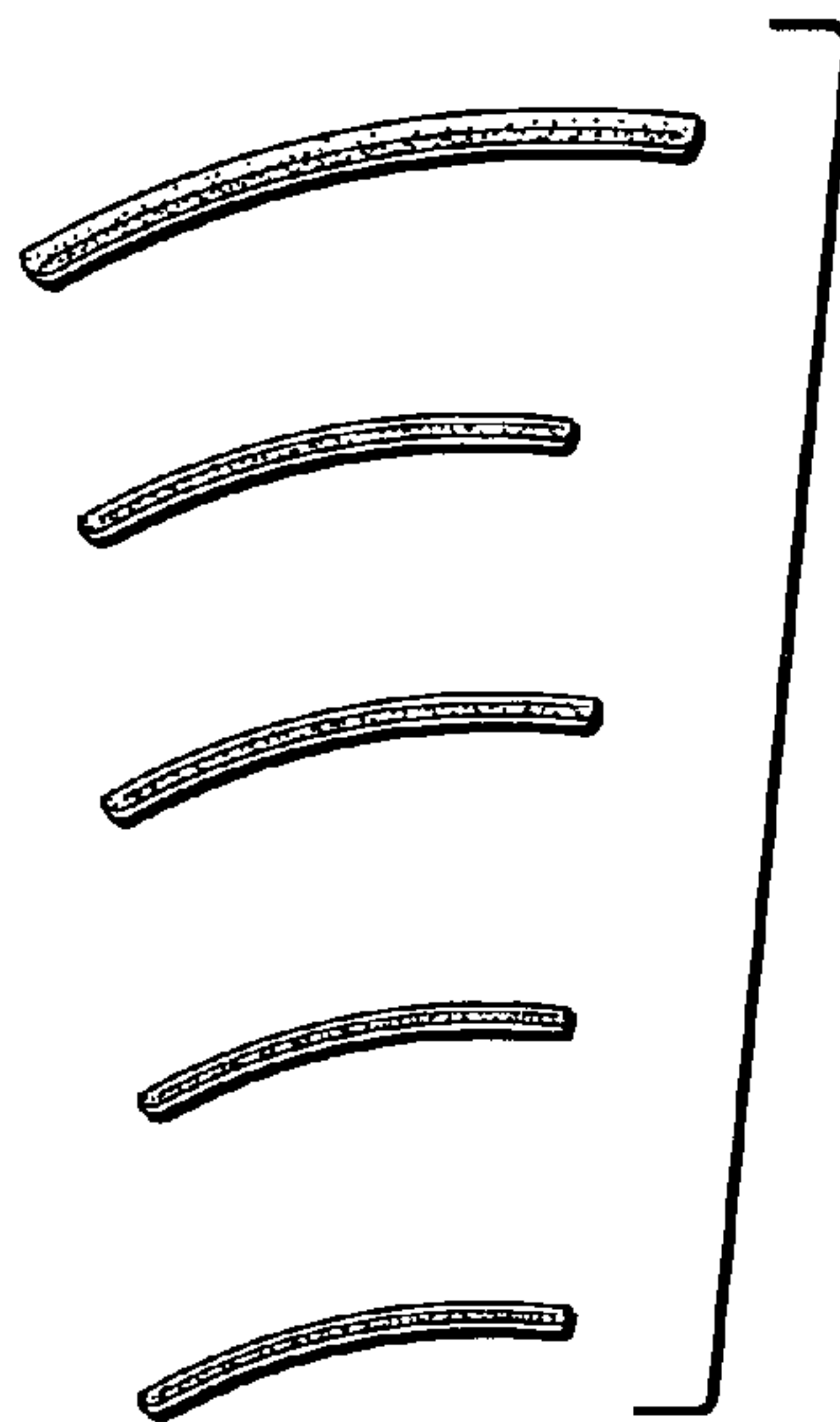


Fig. 5