



US00D670480S

(12) **United States Design Patent**
Hardy

(10) **Patent No.:** **US D670,480 S**

(45) **Date of Patent:** **** Nov. 13, 2012**

(54) **SHOE**

(75) **Inventor:** **Pierre Hardy, Paris (FR)**

(73) **Assignee:** **Hermes Sellier (Societe Par Actions Simpliffee), Paris (FR)**

(**) **Term:** **14 Years**

(21) **Appl. No.:** **29/384,694**

(22) **Filed:** **Feb. 2, 2011**

(30) **Foreign Application Priority Data**

Aug. 5, 2010 (WO) DM/074 187

(51) **LOC (9) Cl.** **02-04**

(52) **U.S. Cl.** **D2/929; D2/933**

(58) **Field of Classification Search** D2/896,
D2/897, 910, 911, 925-942, 946, 969, 971;
36/1, 83, 8.3, 45-58, 104, 108, 76 R
See application file for complete search history.

(56) **References Cited**

U.S. PATENT DOCUMENTS

D46,625 S *	11/1914	Sonerin	D2/929
D80,577 S *	2/1930	Morali	D2/934
D80,905 S *	4/1930	Morali	D2/933
D93,597 S *	10/1934	Apt	D2/932
D94,222 S *	1/1935	Kessler	D2/933
D94,275 S *	1/1935	Levine	D2/933
D94,856 S *	3/1935	Samuels	D2/897
D96,057 S *	6/1935	Scacco	D2/931
D127,531 S *	5/1941	Wolock	D2/940
D223,329 S	4/1972	Oshima		
D258,772 S	4/1981	Norton et al.		
D278,093 S	3/1985	Ueda		
4,584,783 A	4/1986	Dobbin		
D449,426 S	10/2001	Pollastrelli		
D474,580 S	5/2003	Pollastrelli		

D475,508 S	6/2003	Pollastrelli		
D503,519 S	4/2005	Della Valle		
D530,497 S *	10/2006	Kelsey	D2/971
D574,582 S	8/2008	Della Valle		
D575,037 S	8/2008	Della Valle		
D577,179 S	9/2008	Della Valle		
D577,180 S	9/2008	Della Valle		
D577,181 S	9/2008	Della Valle		
D628,777 S	12/2010	Bourdin et al.		
D628,778 S	12/2010	Hardy		
D636,155 S	4/2011	Della Valle et al.		
D636,156 S	4/2011	Della Valle et al.		
D643,187 S	8/2011	Hardy		

OTHER PUBLICATIONS

US Notice of Allowance dated Feb. 17, 2012 as received in corresponding U.S. Appl. No. 29/384,692, 13 pages.

* cited by examiner

Primary Examiner — Dominic Simone

(74) *Attorney, Agent, or Firm* — Foley & Lardner LLP

(57) **CLAIM**

I claim the ornamental design for a shoe, as shown and described.

DESCRIPTION

FIG. 1 is a front side view of a shoe according to my new design;
FIG. 2 is a rear side view of the shoe shown in FIG. 1;
FIG. 3 is a right side view of the shoe shown in FIG. 1;
FIG. 4 is a left side view of the shoe shown in FIG. 1;
FIG. 5 is a top side view of the shoe shown in FIG. 1;
FIG. 6 is a bottom side view of the shoe shown in FIG. 1; and,
FIG. 7 is a front perspective view of the shoe shown in FIG. 1.
The ornamental design which is claimed is shown in solid lines in the drawings.

1 Claim, 7 Drawing Sheets



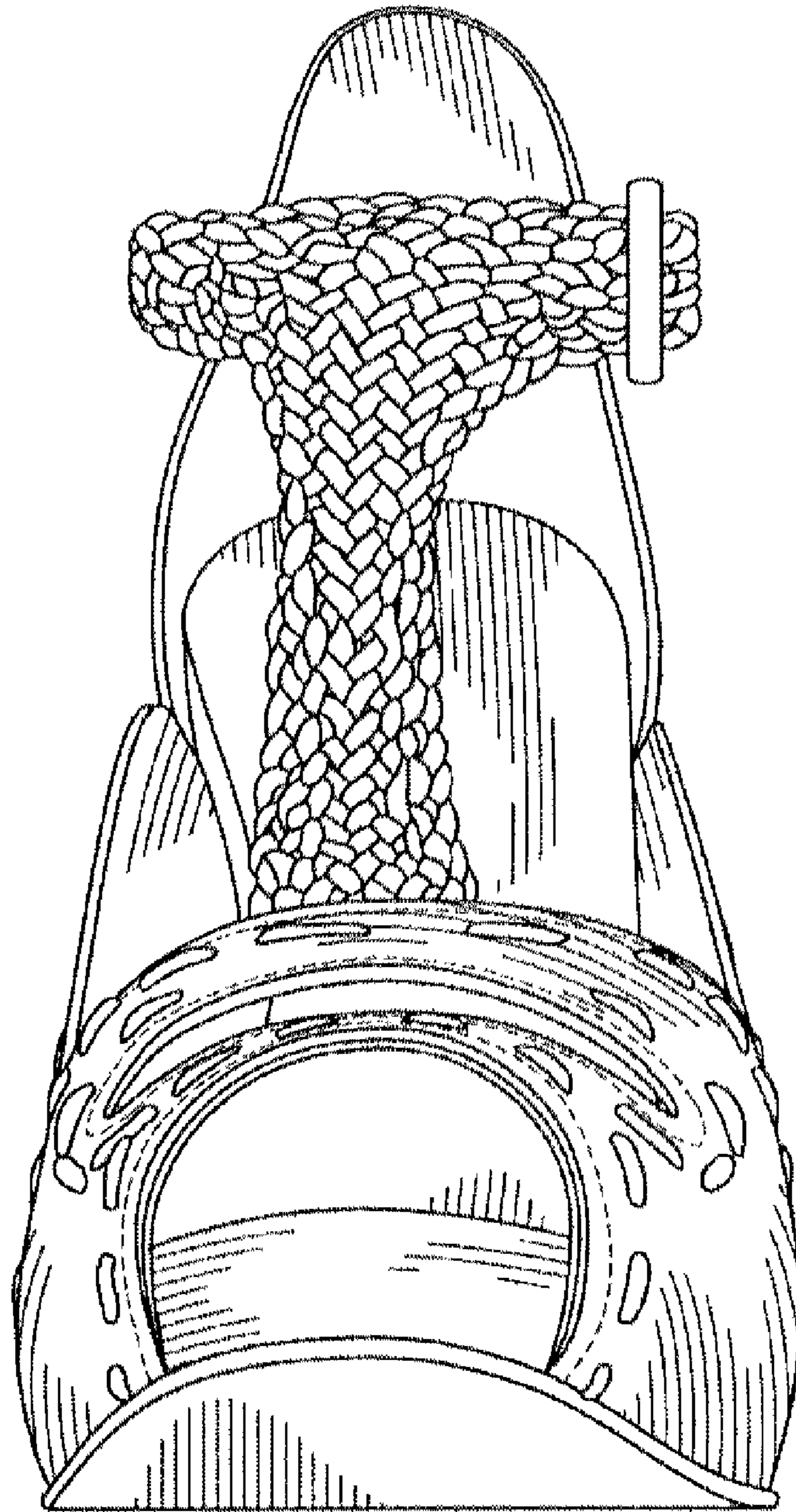


FIG. 1

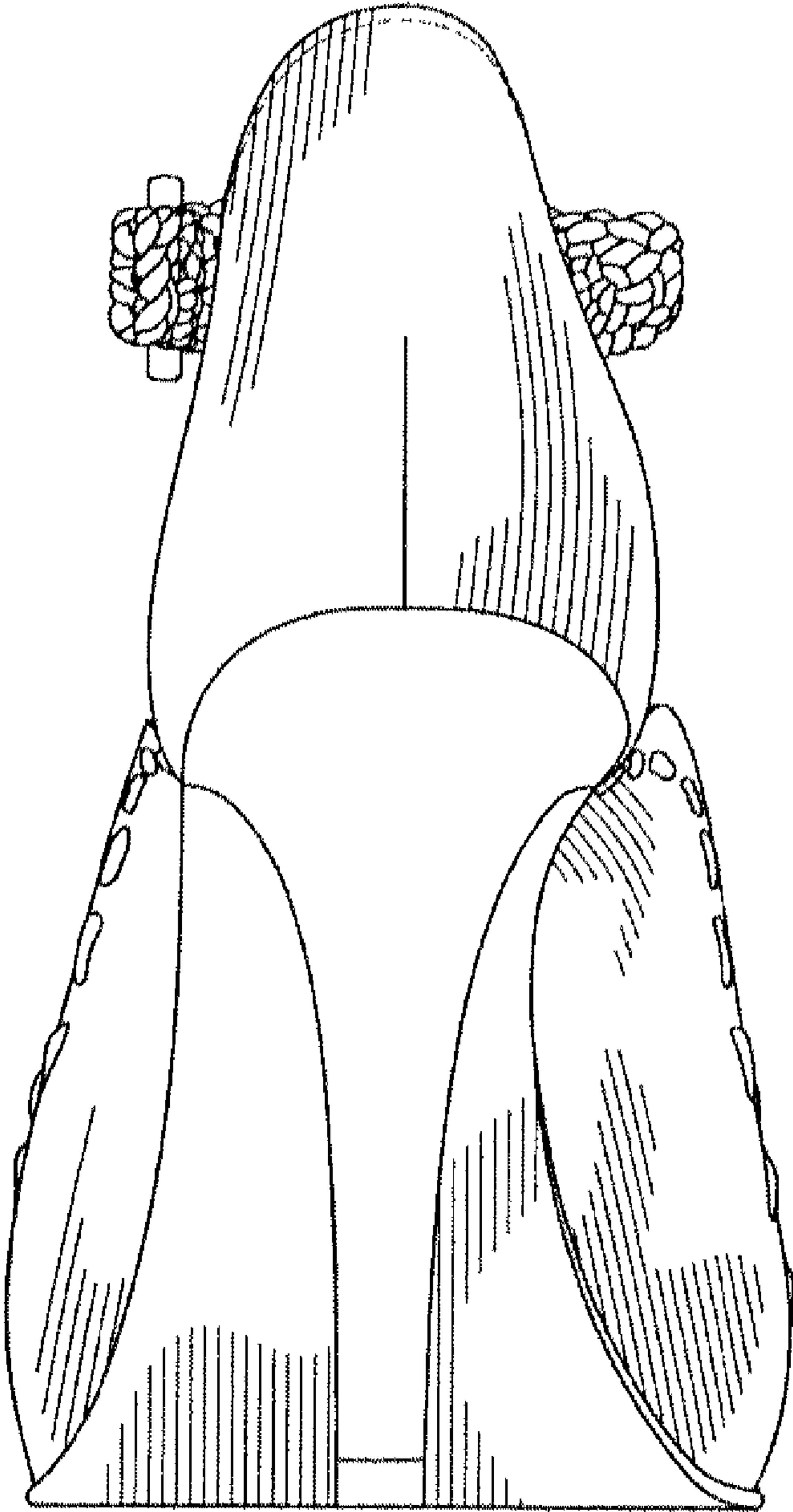


FIG. 2




FIG. 3

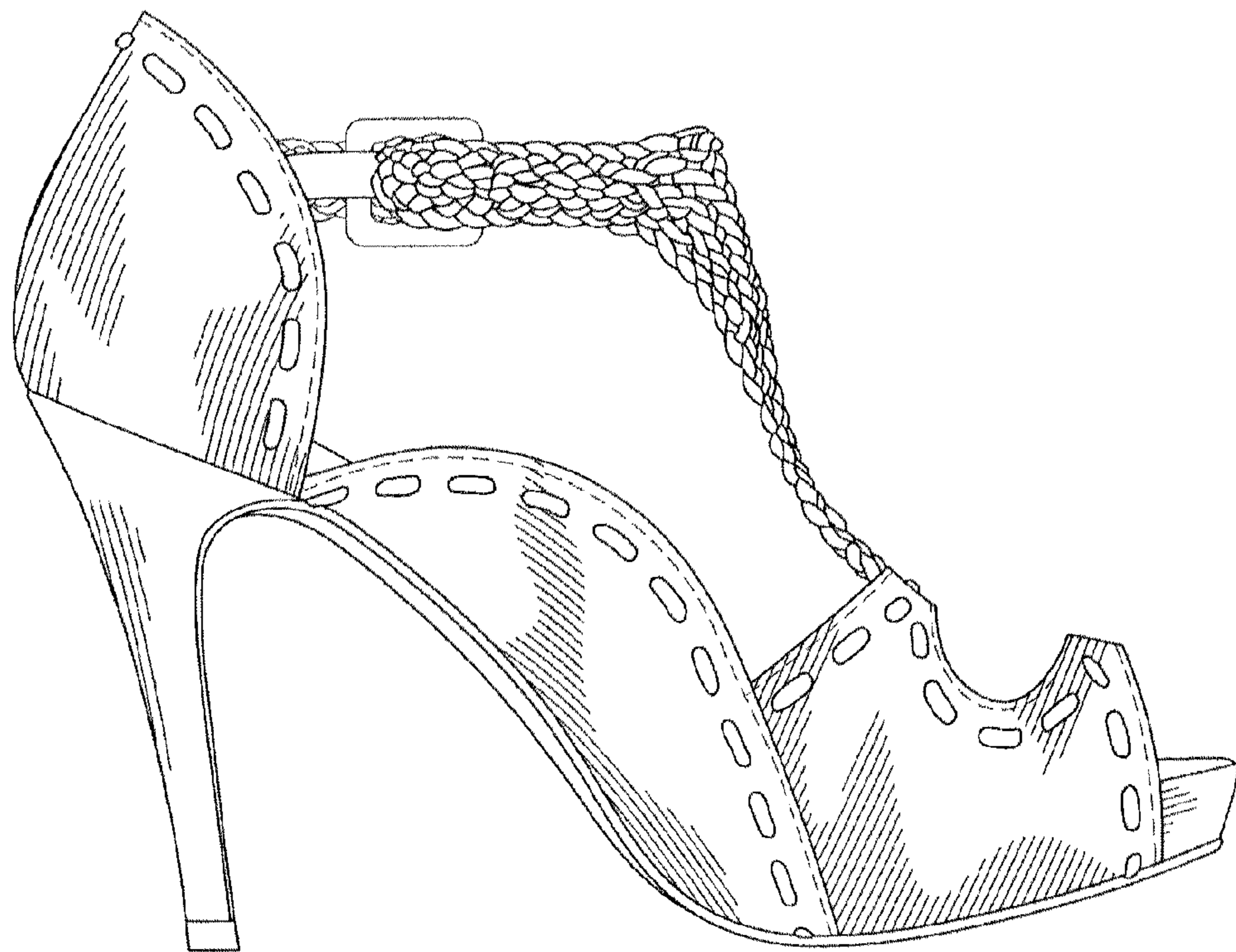


FIG. 4

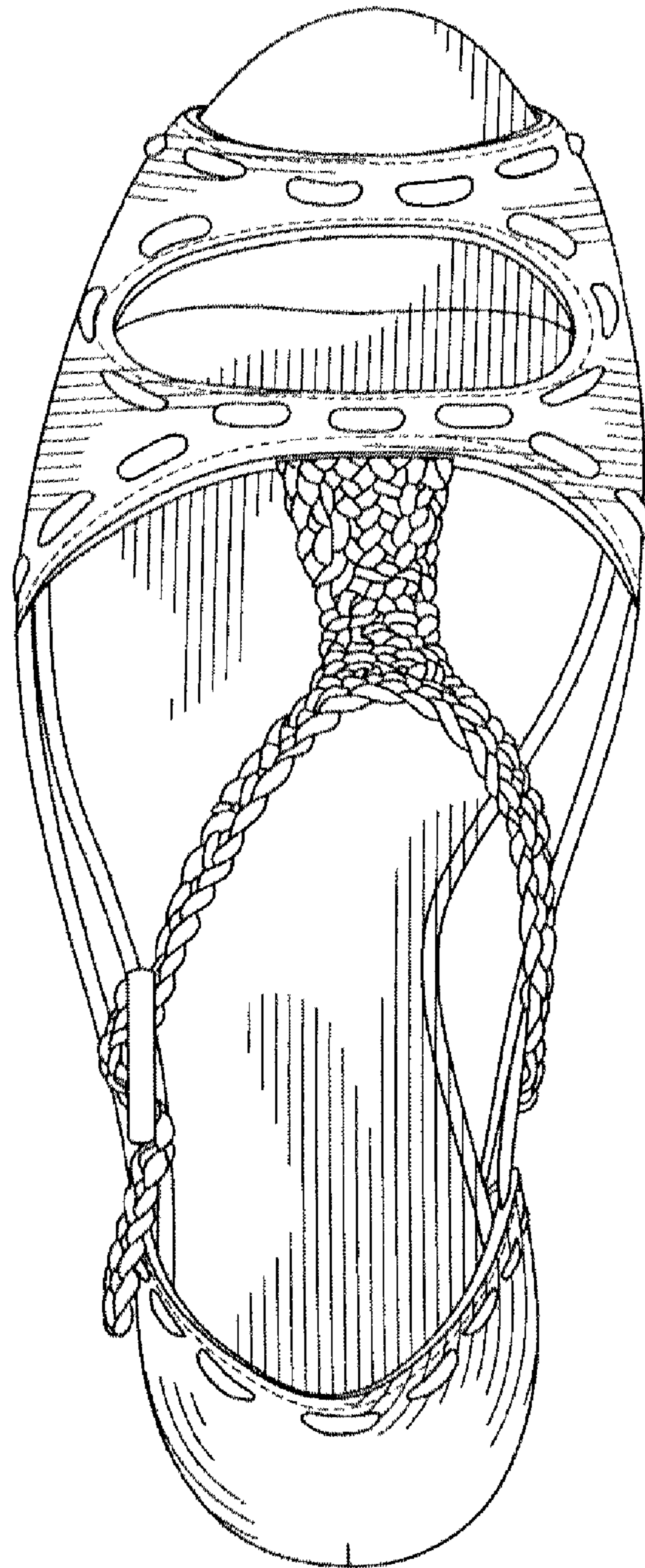


FIG. 5

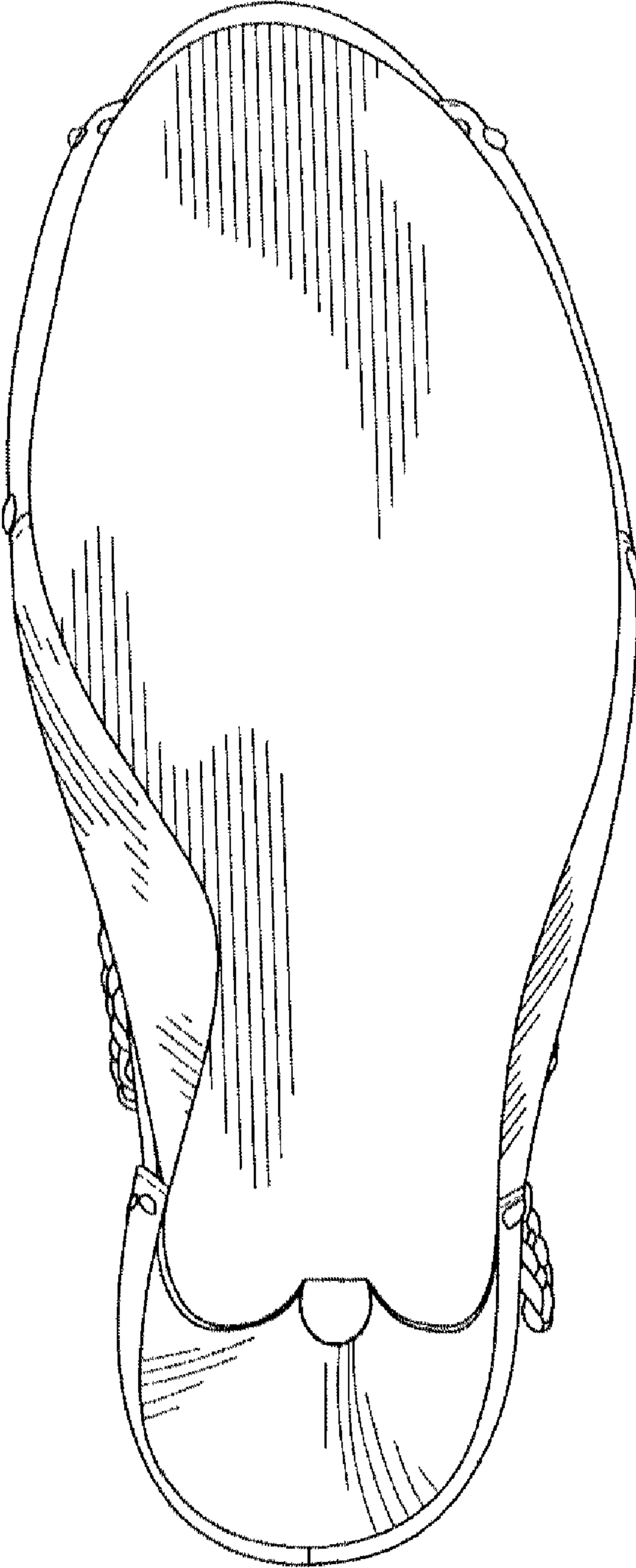


FIG. 6



FIG. 7