



US00D670477S

(12) **United States Design Patent**
Russotti

(10) **Patent No.:** **US D670,477 S**

(45) **Date of Patent:** **** Nov. 13, 2012**

(54) **SHIRT**

(76) **Inventor:** **Jeremy Russotti, Windsor, CA (US)**

(**) **Term:** **14 Years**

(21) **Appl. No.:** **29/420,941**

(22) **Filed:** **May 15, 2012**

(51) **LOC (9) Cl.** **02-02**

(52) **U.S. Cl.** **D2/840**

(58) **Field of Classification Search** D2/717,
D2/731, 749-751, 753, 840, 841, 844, 847,
D2/849; 2/90, 105, 106, 108, 113-116
See application file for complete search history.

(56) **References Cited**

U.S. PATENT DOCUMENTS

D87,209	S	*	6/1932	Geuting	D2/753
3,074,714	A	*	1/1963	Carter	2/74
D217,422	S	*	5/1970	Traeger	D2/844
4,772,503	A	*	9/1988	Donsky	428/79
4,909,769	A	*	3/1990	Paterson	446/28
D361,196	S	*	8/1995	Yoshida	D2/844
5,840,224	A	*	11/1998	Thary	264/46.4
D455,246	S	*	4/2002	Wilson	D2/717
D597,731	S	*	8/2009	Accardi	D2/717

D642,359	S	*	8/2011	Cullen et al.	D2/844
D647,281	S	*	10/2011	Beeler	D2/717
D658,851	S	*	5/2012	Persaud	D2/717

OTHER PUBLICATIONS

Coroflot. Steven Rhodes. <http://www.coroflot.com/stevenrhodes/illustration>. Aug. 2009. "upside the head—t-shirt design submission for "threadless"".*

* cited by examiner

Primary Examiner — Rashida Johnson

(74) *Attorney, Agent, or Firm* — Welsh Flaxman & Gitler LLC

(57) **CLAIM**

The ornamental design for a shirt, as shown and described.

DESCRIPTION

FIG. 1 is a front elevational view of a shirt showing an upside down head extending from the neck of the shirt.

FIG. 2 is a rear elevational view of the shirt shown in FIG. 1.

FIG. 3 is a right side view of the shirt shown in FIG. 1.

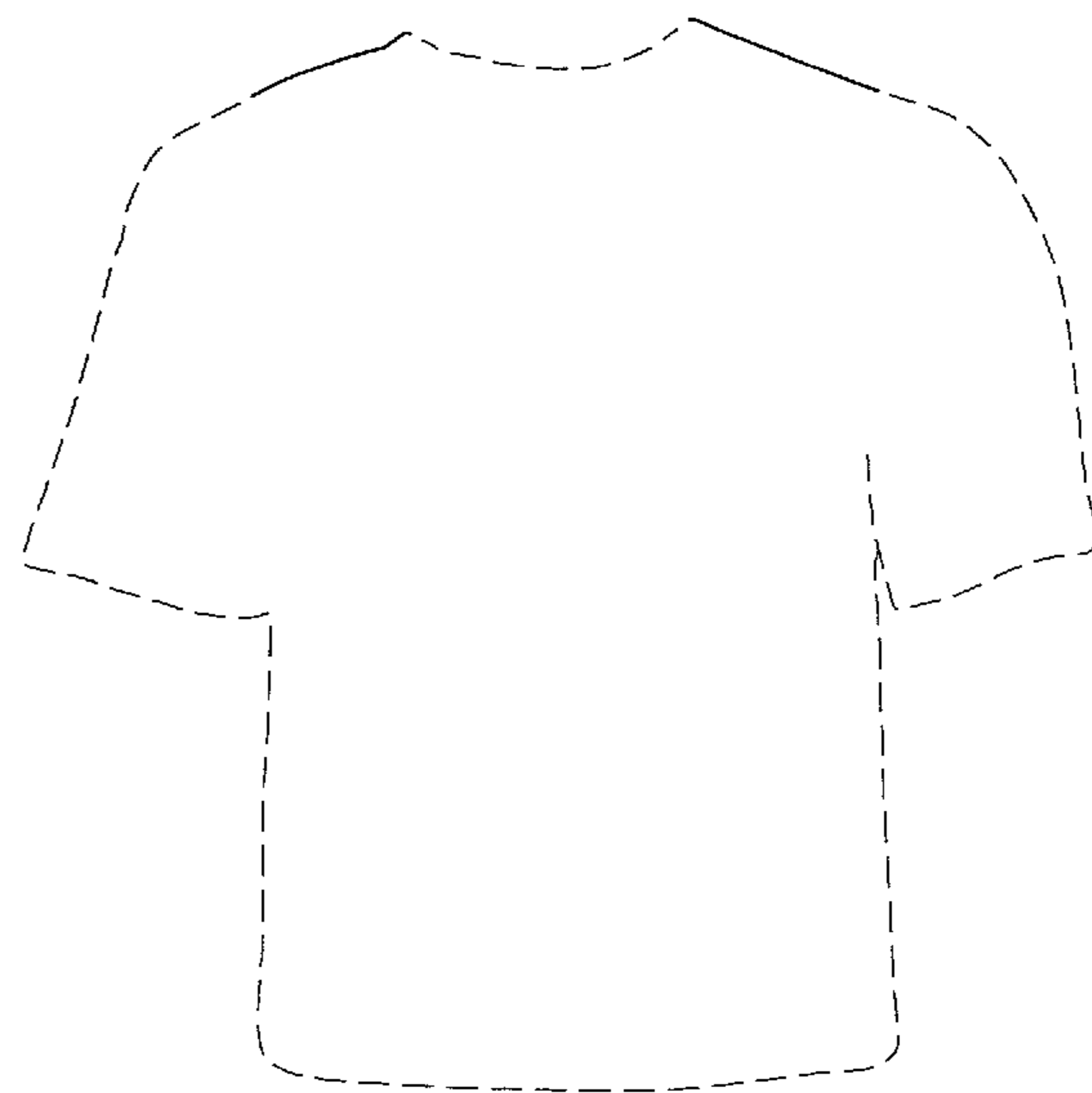
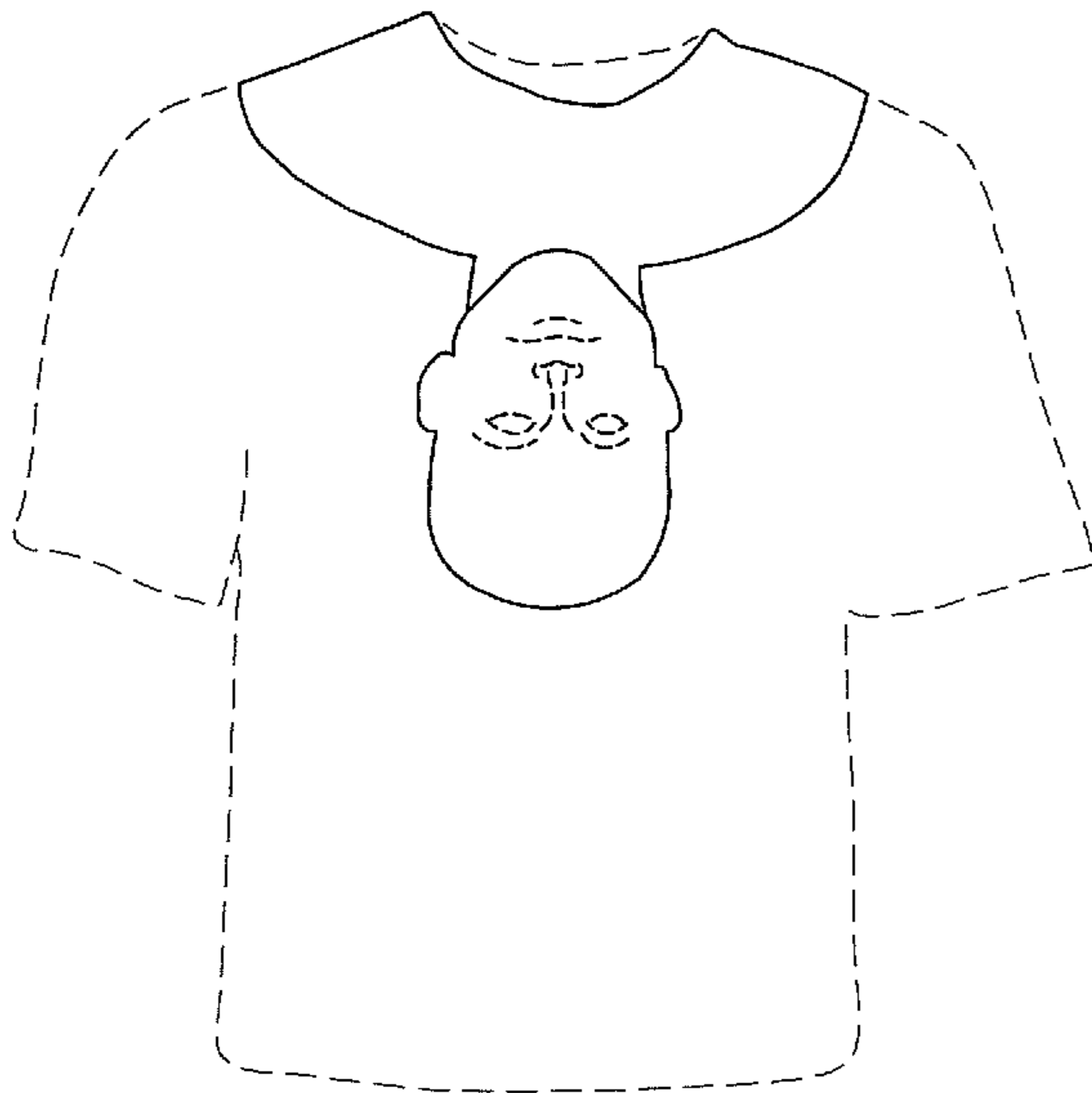
FIG. 4 is a left side view of the shirt shown in FIG. 1.

FIG. 5 is a top view of the shirt shown in FIG. 1; and,

FIG. 6 is a bottom view of the shirt as shown in FIG. 1.

The elements shown in broken lines are for illustrative purposes only and form no part of the claimed design.

1 Claim, 2 Drawing Sheets



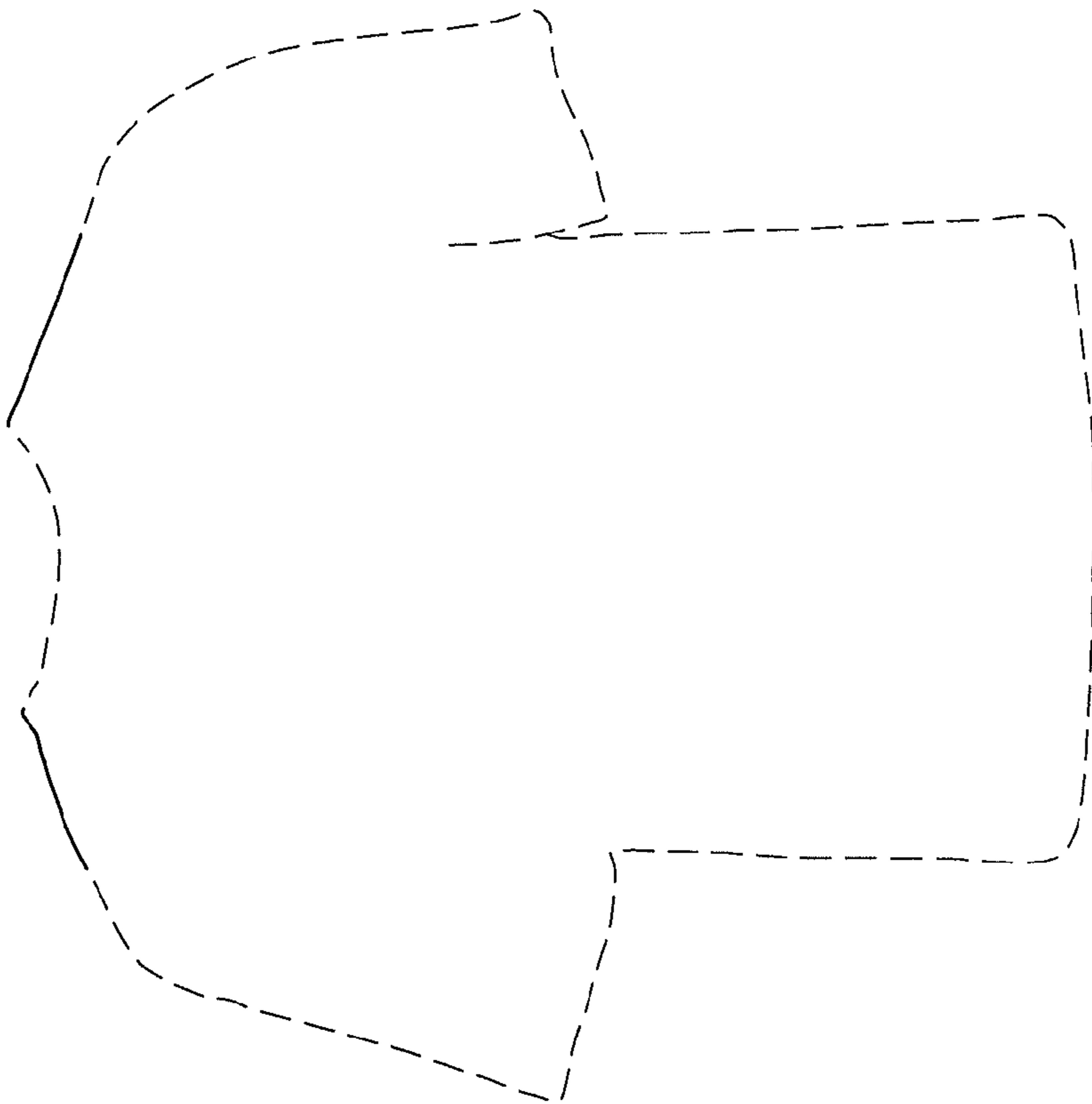


FIG. 2

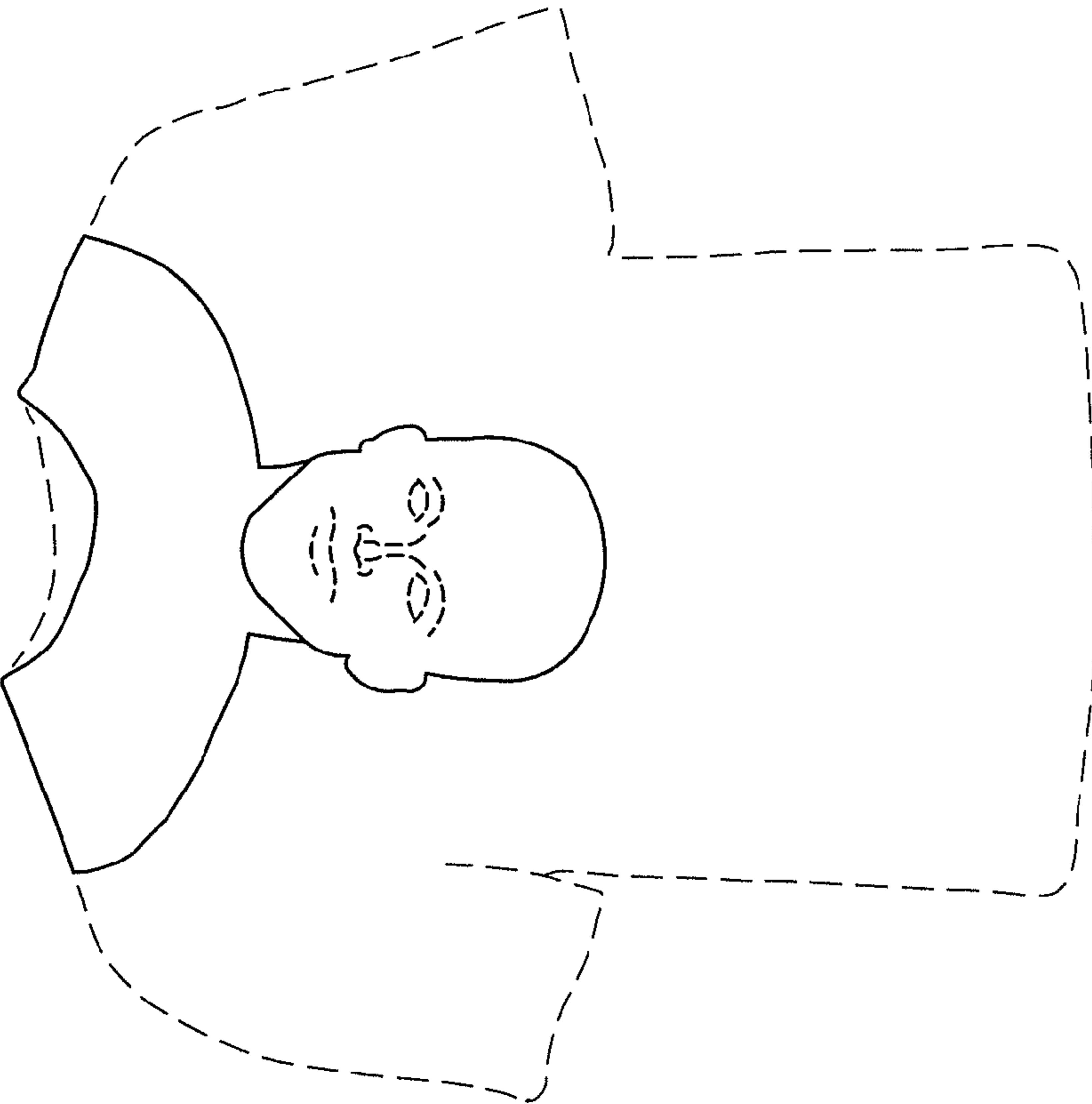


FIG. 1




FIG. 3
FIG. 4



FIG. 5



FIG. 6