



US00D670466S

(12) **United States Design Patent**
Cho et al.

(10) **Patent No.:** **US D670,466 S**
(45) **Date of Patent:** **** Nov. 6, 2012**

(54) **VACUUM CLEANER**

(75) Inventors: **Chul-yong Cho**, Seoul (KR); **Min Hyoug Boo**, Seoul (KR)

(73) Assignee: **Samsung Electronics Co., Ltd.**, Suwon-si (KR)

(**) Term: **14 Years**

(21) Appl. No.: **29/383,616**

(22) Filed: **Jan. 20, 2011**

(51) **LOC (9) Cl.** **15-05**

(52) **U.S. Cl.** **D32/22**

(58) **Field of Classification Search** D32/16,
D32/17, 22, 31, 34; 15/347, 353, 320, 340.2,
15/350-351, 363, 410-411, 327.1, 71.1,
15/79.1, 79.2; 55/337, 459.1, DIG. 3, 429
See application file for complete search history.

(56) **References Cited**

U.S. PATENT DOCUMENTS

D381,143	S	*	7/1997	Luebbering	D32/31
6,146,434	A	*	11/2000	Scalfani et al.	55/334
D437,666	S	*	2/2001	Park	D32/22
6,571,421	B1	*	6/2003	Sham et al.	15/320

D515,259	S	*	2/2006	Maruyama et al.	D32/22
7,329,293	B2	*	2/2008	Griffiths	55/300
D615,717	S	*	5/2010	Butts et al.	D32/22
7,921,507	B2	*	4/2011	Oh et al.	15/320
D643,980	S	*	8/2011	Kim et al.	D32/22
D646,857	S	*	10/2011	Spencer et al.	D32/22
D646,858	S	*	10/2011	Smith	D32/22

* cited by examiner

Primary Examiner — Ruth McInroy

(74) *Attorney, Agent, or Firm* — Ladas & Parry LLP

(57) **CLAIM**

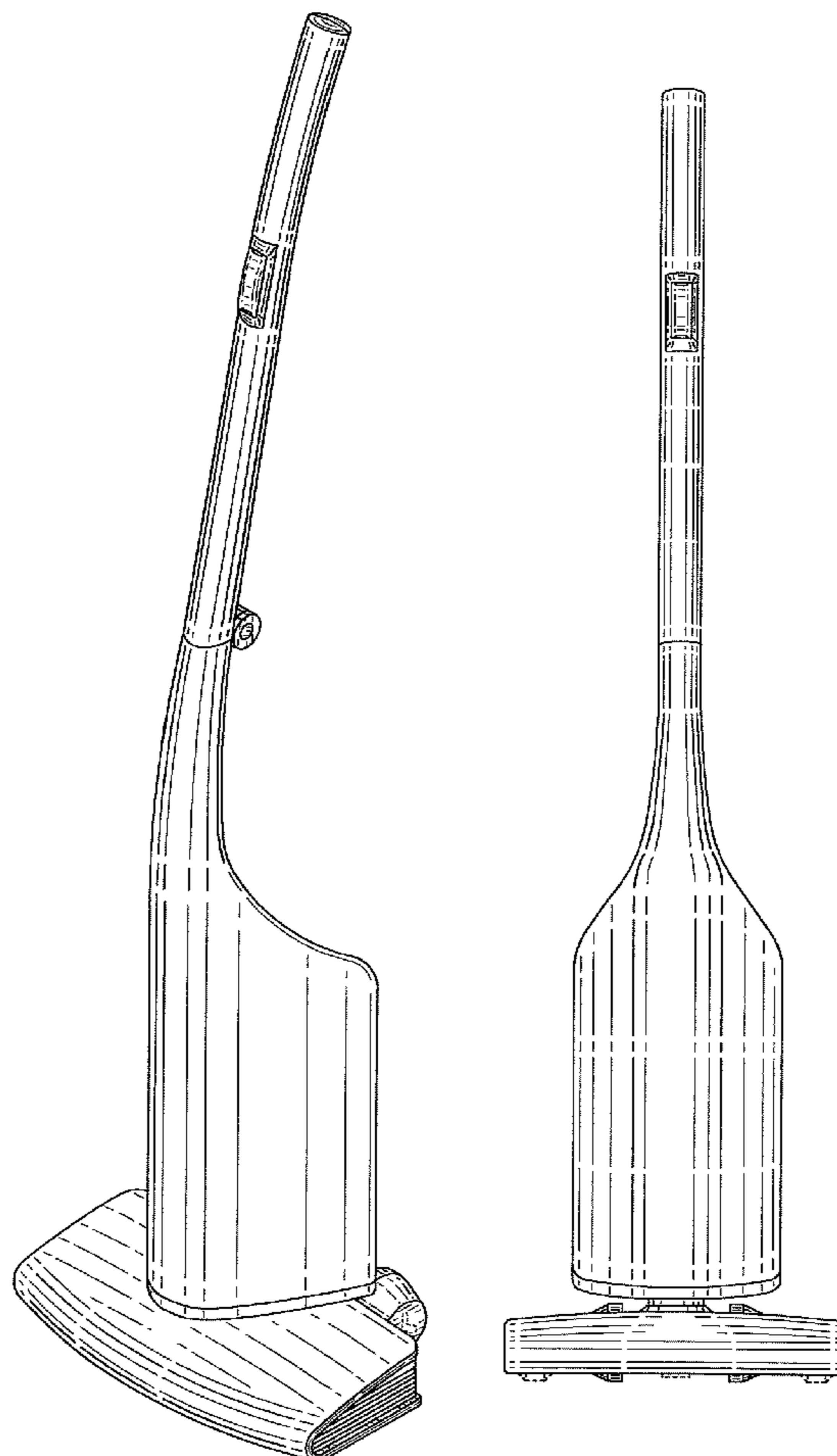
We claim the ornamental design for a vacuum cleaner, as shown and described.

DESCRIPTION

FIG. 1 is a top, front, and right-side perspective view of a vacuum cleaner showing our new design; FIG. 2 is a front elevational view thereof; FIG. 3 is a rear elevational view thereof; FIG. 4 is a left side elevational view thereof; FIG. 5 is a right side elevational view thereof; and, FIG. 6 is a top plan view thereof.

The details shown in broken lines form no part of the claimed design.

1 Claim, 6 Drawing Sheets



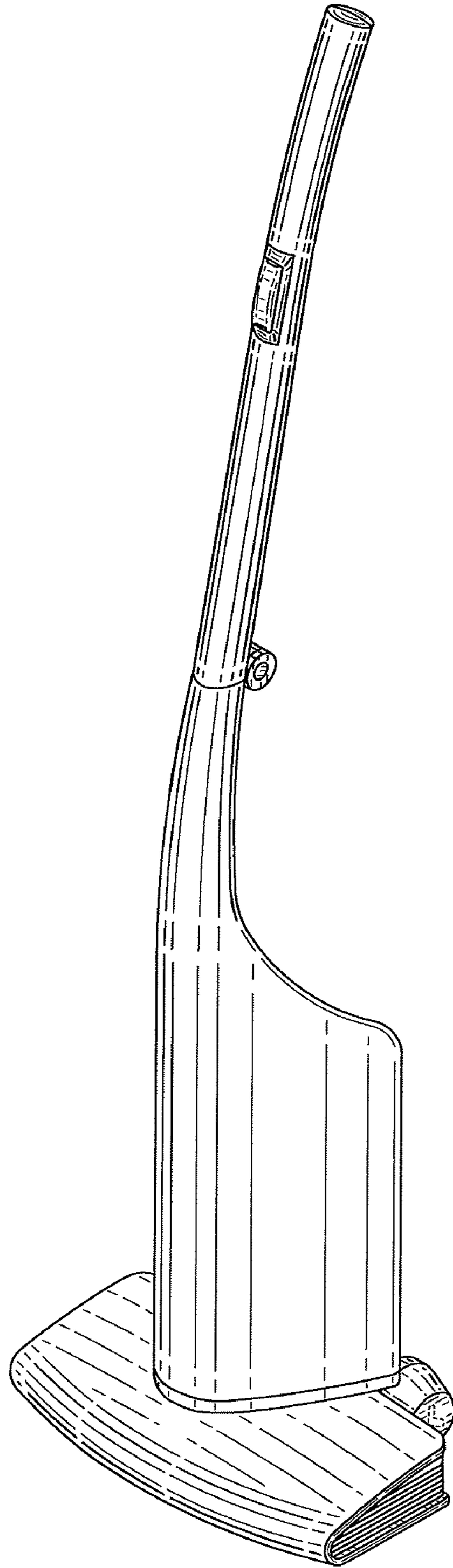


FIG. 1

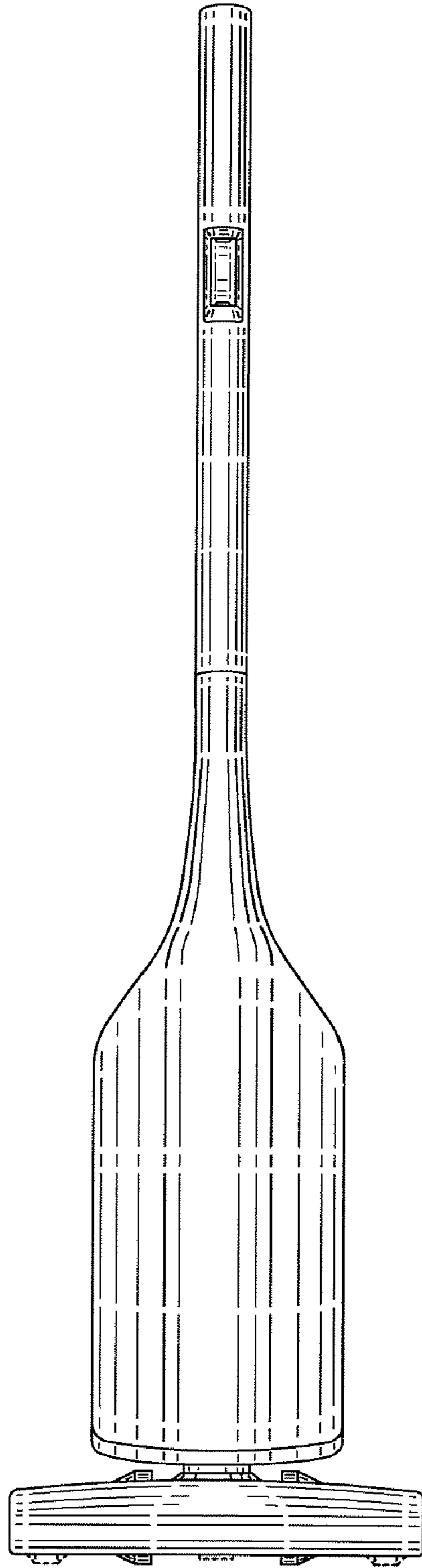


FIG. 2

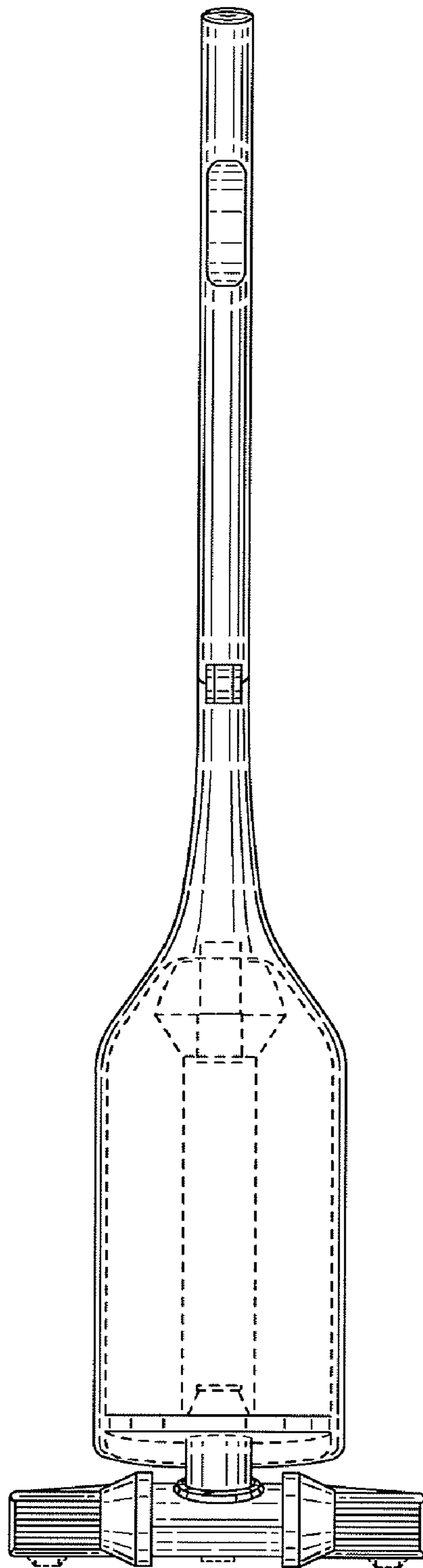


FIG. 3

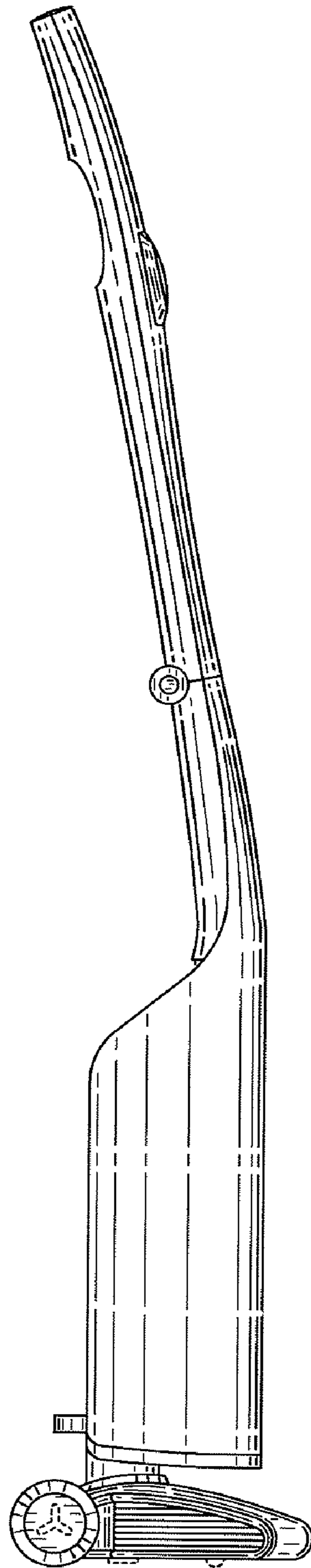


FIG. 4

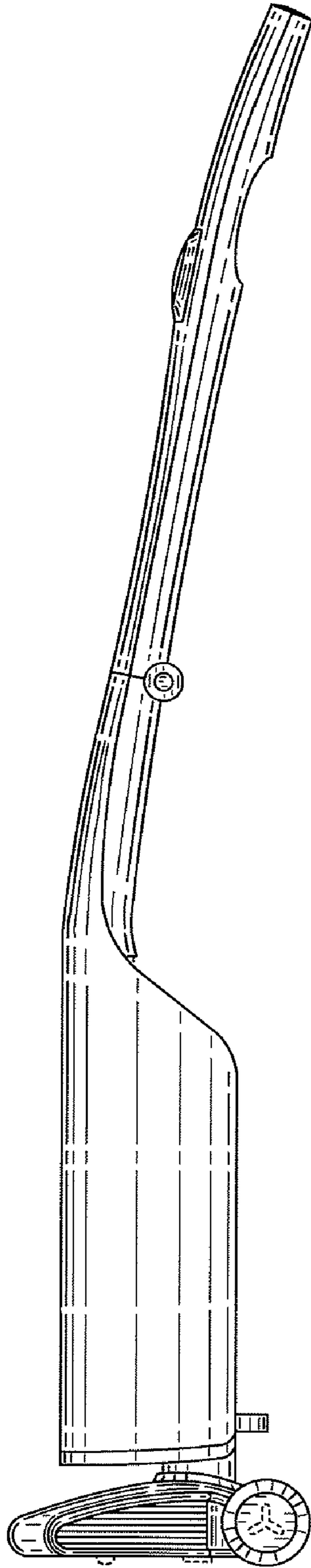


FIG. 5

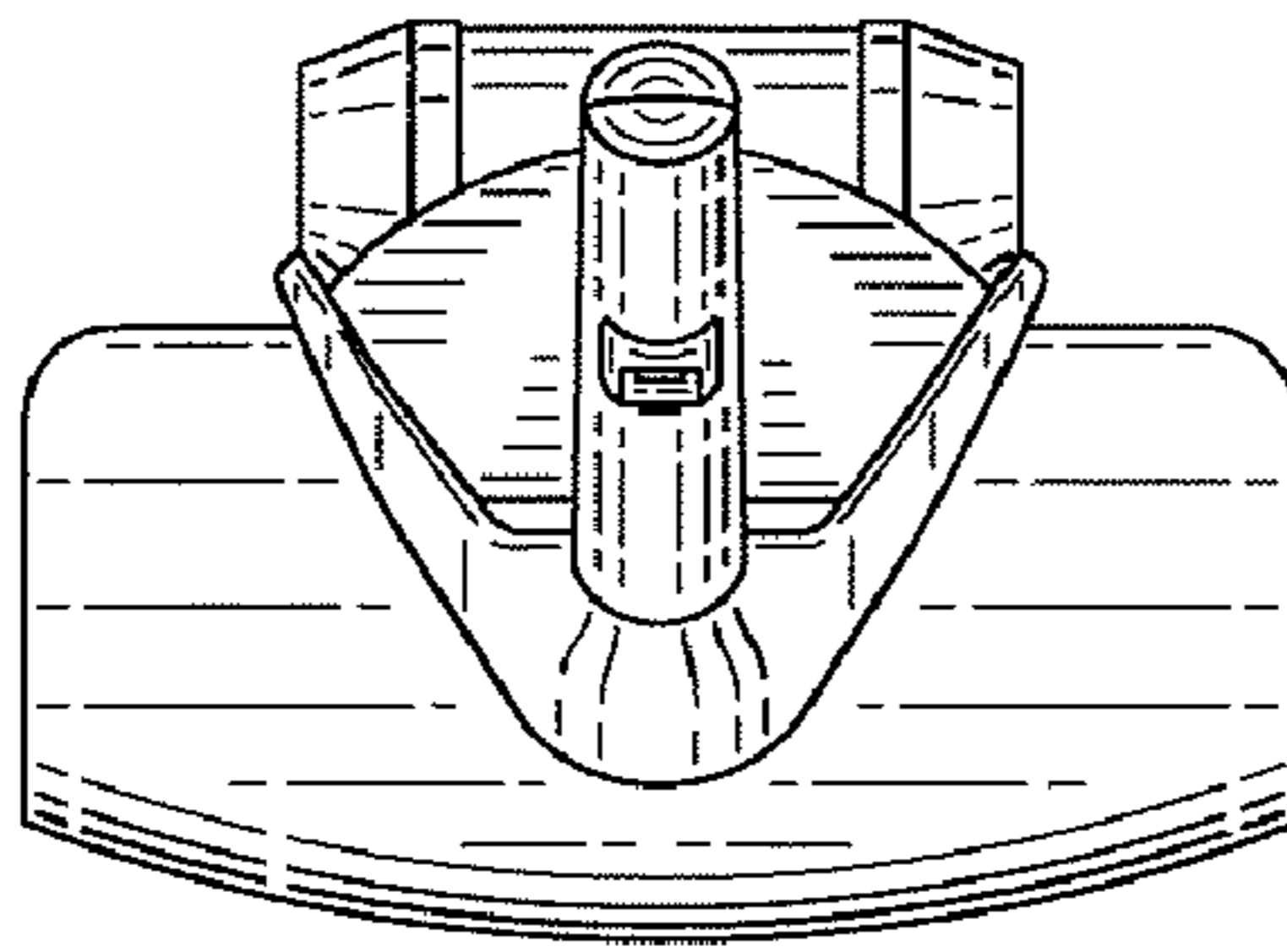


FIG. 6