



US00D670442S

(12) **United States Design Patent**
Ho

(10) **Patent No.:** **US D670,442 S**
(45) **Date of Patent:** **** Nov. 6, 2012**

(54) **SAFETY HELMET**

(76) **Inventor:** **Chang-Hsien Ho**, Taoyuan County
(TW)

(**) **Term:** **14 Years**

(21) **Appl. No.:** **29/400,791**

(22) **Filed:** **Sep. 1, 2011**

(51) **LOC (9) Cl.** **02-03**

(52) **U.S. Cl.** **D29/102**

(58) **Field of Classification Search** D29/102-107,
D29/122; 2/421-425, 410-411, 5, 6.1, 6.3,
2/6.5-6.7

See application file for complete search history.

(56) **References Cited**

U.S. PATENT DOCUMENTS

D186,652 S *	11/1959	Hale	D29/104
D436,695 S *	1/2001	Ho	D29/102
D452,942 S *	1/2002	Ho	D29/102
D535,059 S *	1/2007	Lam	D29/102
D572,865 S *	7/2008	Baker	D29/102
D575,457 S *	8/2008	Ho et al.	D29/102
D602,640 S *	10/2009	Ho	D29/102

D602,641 S *	10/2009	Ho	D29/102
D602,642 S *	10/2009	Ho	D29/102
D602,643 S *	10/2009	Ho	D29/102
D602,644 S *	10/2009	Ho	D29/102
D608,504 S *	1/2010	Baker	D29/102

* cited by examiner

Primary Examiner — Ruth McInroy

(74) *Attorney, Agent, or Firm* — Rosenberg, Klein & Lee

(57) **CLAIM**

I claim the ornamental design for a safety helmet, as shown and described.

DESCRIPTION

FIG. 1 is a front side perspective view showing my new design for a safety helmet;

FIG. 2 is a rear side perspective view thereof;

FIG. 3 is a front elevation view thereof;

FIG. 4 is a rear elevation view thereof;

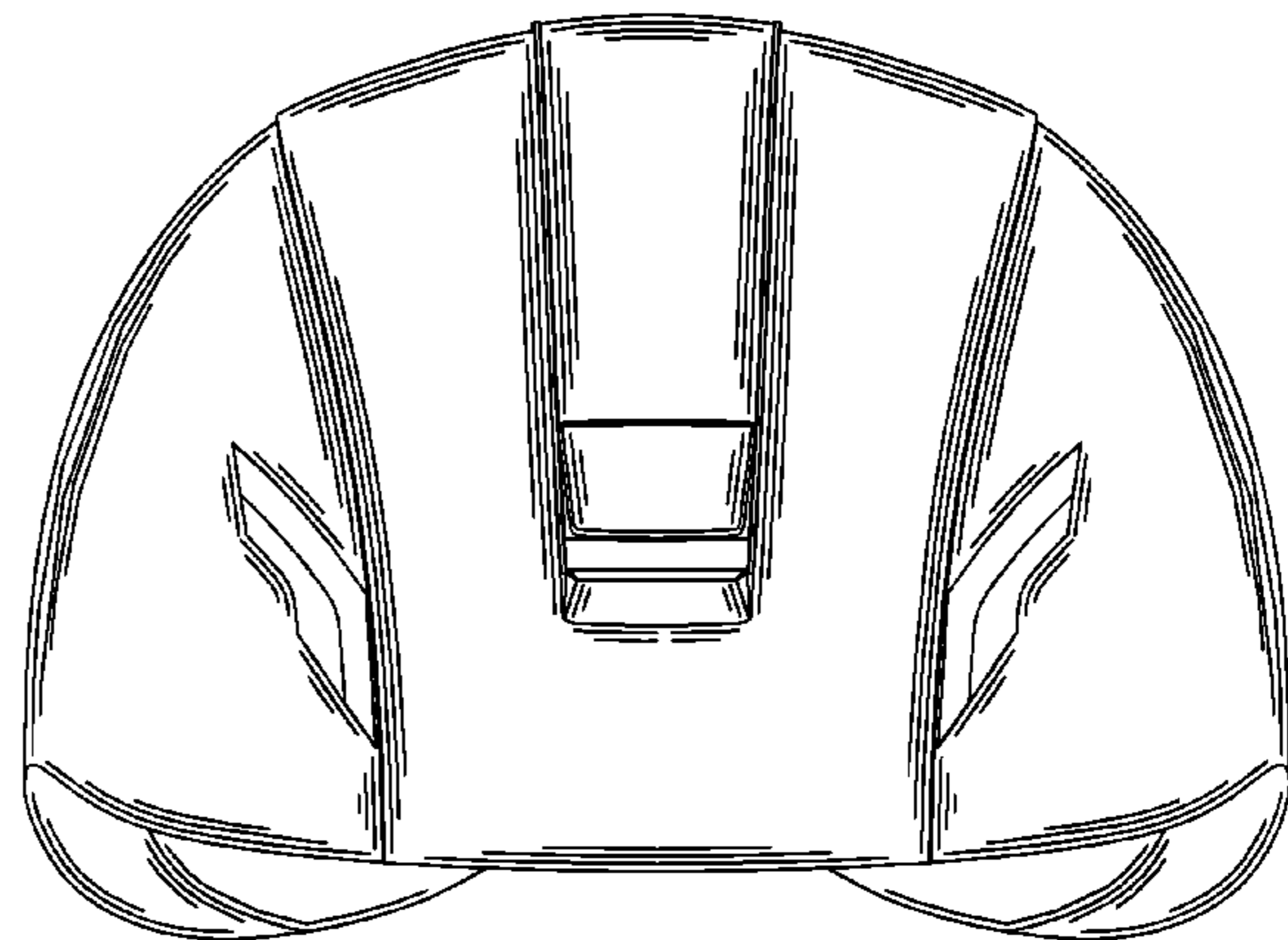

FIG. 5 is a left side elevation view thereof;

FIG. 6 is a right side elevation view thereof;

FIG. 7 is a top view thereof; and,

FIG. 8 is a perspective view thereof; the visor shown in broken lines forms no part of the claimed design.

1 Claim, 8 Drawing Sheets






Fig. 1



Fig. 2

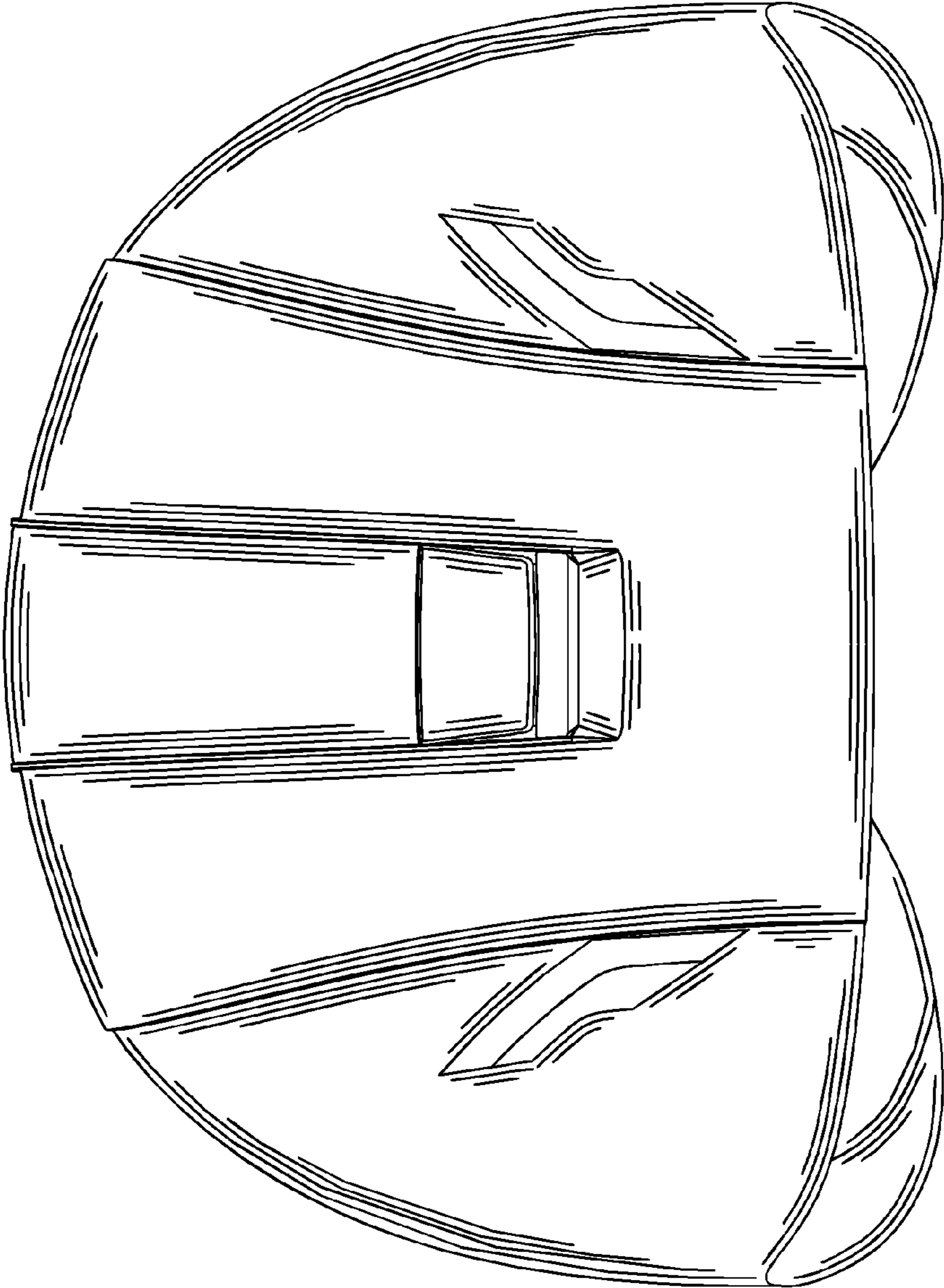


Fig. 3




Fig. 4




Fig. 5




Fig. 6

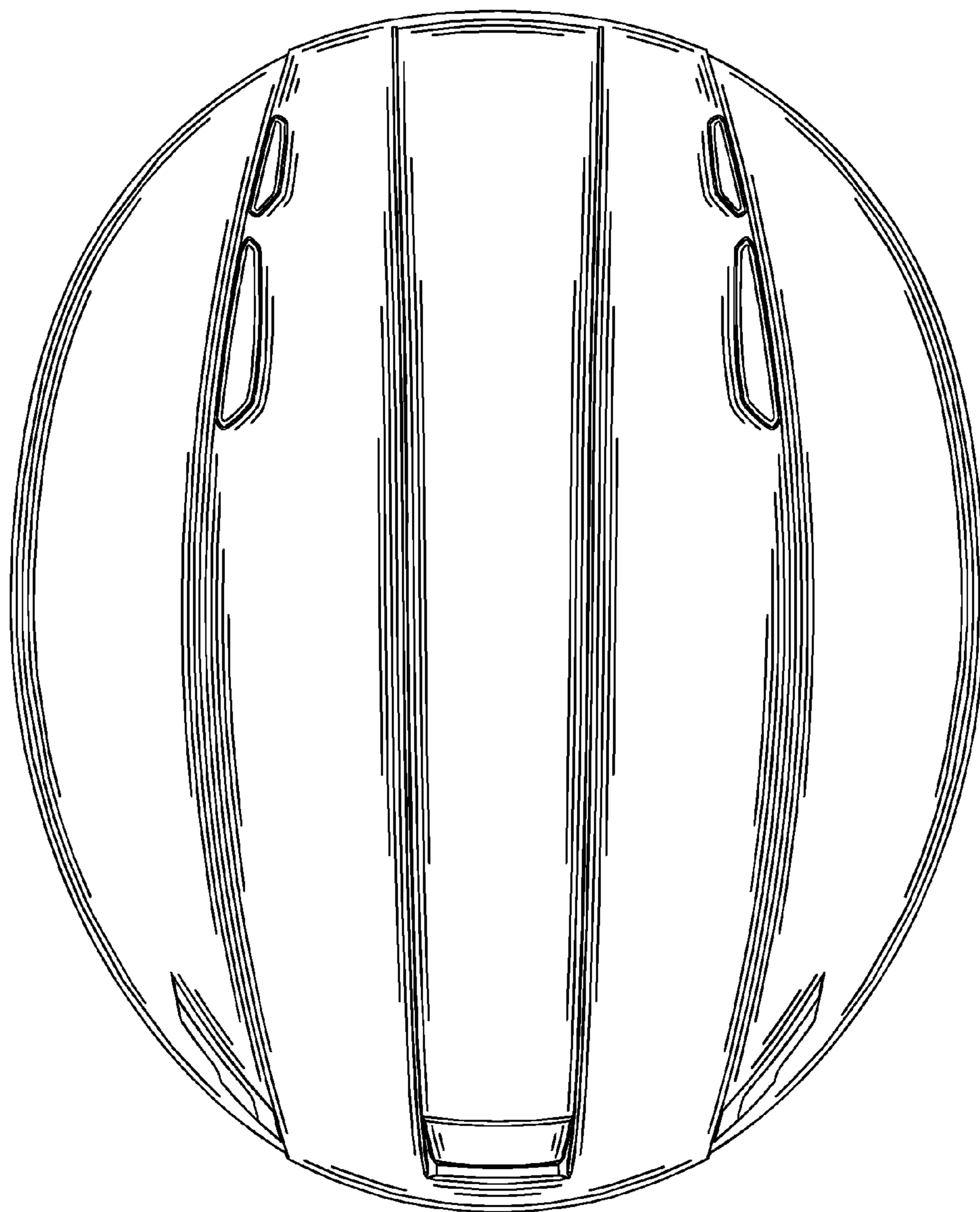


Fig. 7




Fig. 8