



US00D670433S

(12) **United States Design Patent**  
**Keong**

(10) **Patent No.:** **US D670,433 S**  
(45) **Date of Patent:** **\*\* Nov. 6, 2012**

(54) **HAIR STYLING DEVICE**

(75) Inventor: **Wai Ho Michael Keong**, Hong Kong  
(CN)

(73) Assignee: **Kenford Industrial Company Ltd.**,  
New Territories (HK)

(\*\*) Term: **14 Years**

(21) Appl. No.: **29/426,050**

(22) Filed: **Jun. 29, 2012**

(51) **LOC (9) Cl.** ..... **28-03**

(52) **U.S. Cl.** ..... **D28/35**

(58) **Field of Classification Search** ..... D28/35-38;  
132/223-272; 219/222, 225-226  
See application file for complete search history.

(56) **References Cited**

**U.S. PATENT DOCUMENTS**

6,223,753	B1 *	5/2001	Lo	.....	132/224
6,354,305	B1 *	3/2002	Janouch et al.	.....	132/232
6,627,852	B1 *	9/2003	Savone	.....	219/225
D493,916	S *	8/2004	Ceva	.....	D28/35

D561,934	S *	2/2008	Miller et al.	.....	D28/10
7,490,615	B2 *	2/2009	Rizzuto	.....	132/129
D606,252	S *	12/2009	Leung	.....	D28/35
D609,857	S *	2/2010	Schmitz	.....	D28/35
D643,974	S *	8/2011	Renault	.....	D28/35

\* cited by examiner

*Primary Examiner* — Jennifer Rivard

(74) *Attorney, Agent, or Firm* — Rabin & Berdo, P.C.

(57) **CLAIM**

The ornamental design for a hair styling device, as shown and described.

**DESCRIPTION**

FIG. 1 is a left view of a showing my new design; hair styling device

FIG. 2 is a right view thereof;

FIG. 3 is a front side view thereof;

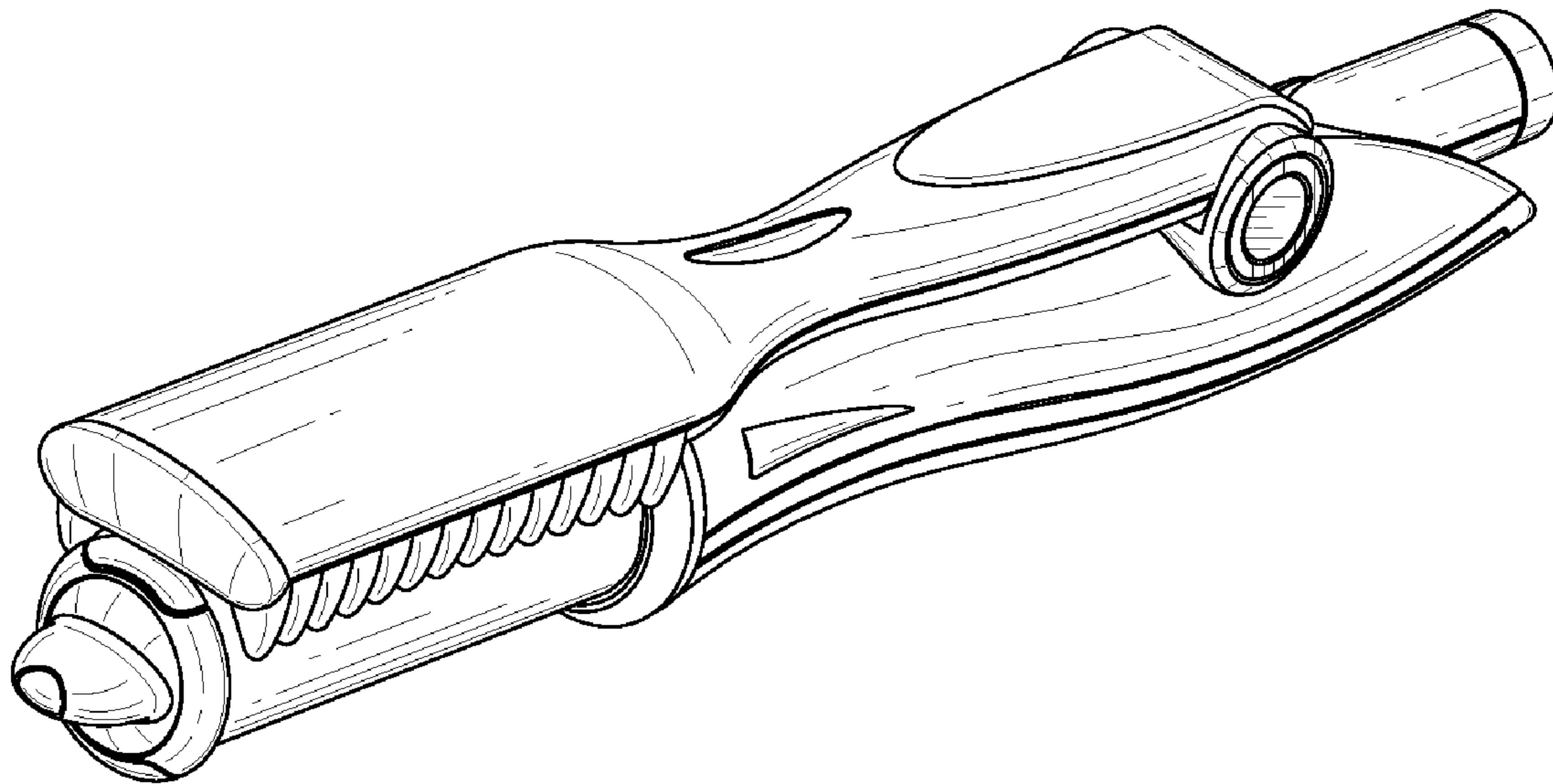
FIG. 4 is a rear side view thereof;

FIG. 5 is a bottom plan view thereof;

FIG. 6 is a top plan view thereof; and,

FIG. 7 is a perspective view thereof.

**1 Claim, 4 Drawing Sheets**



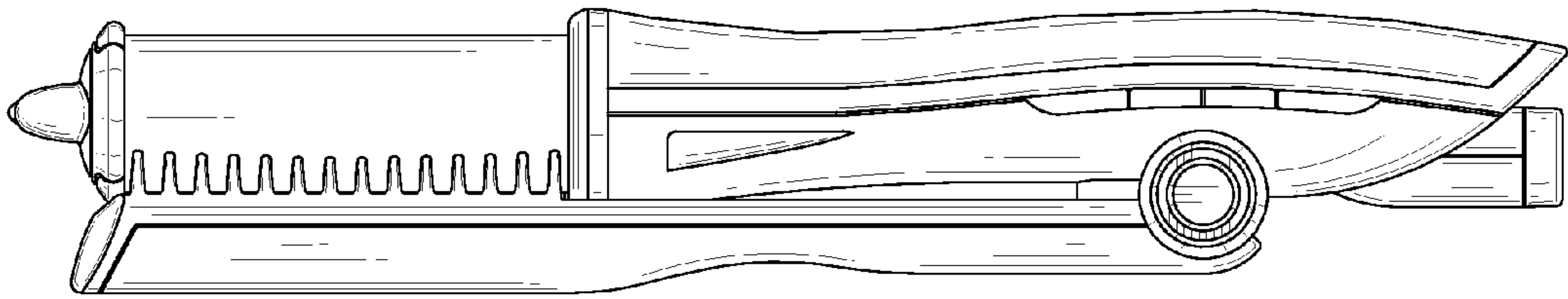


FIG. 1

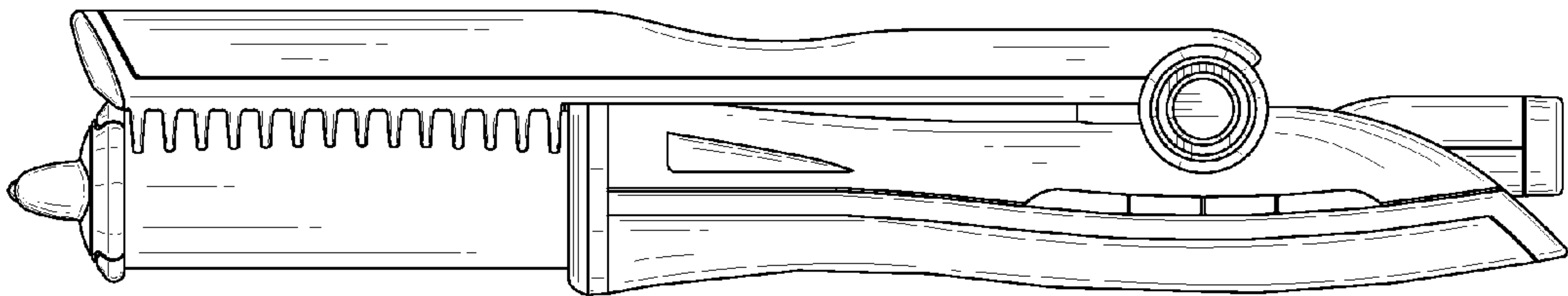


FIG. 2

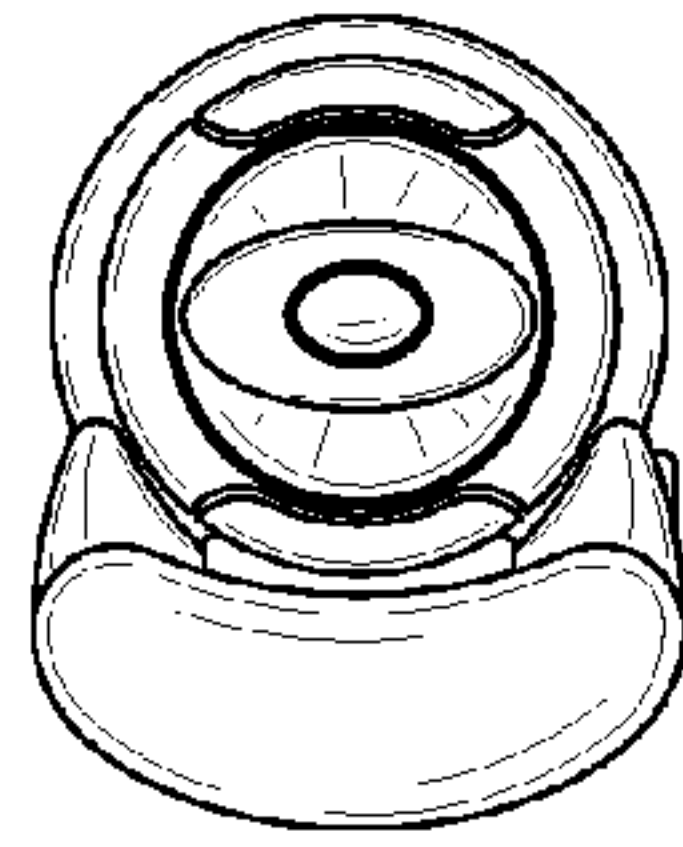


FIG. 3

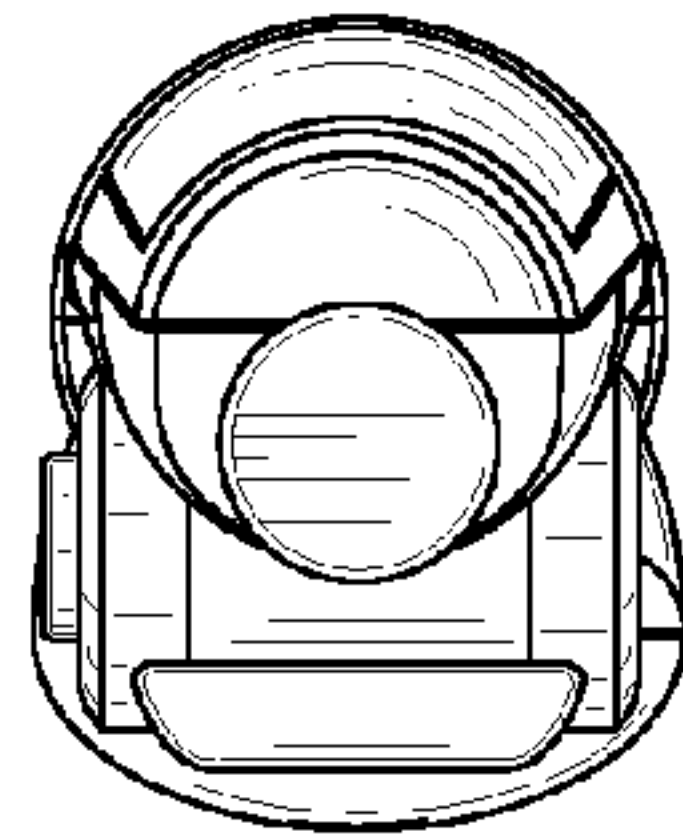


FIG. 4



FIG. 5

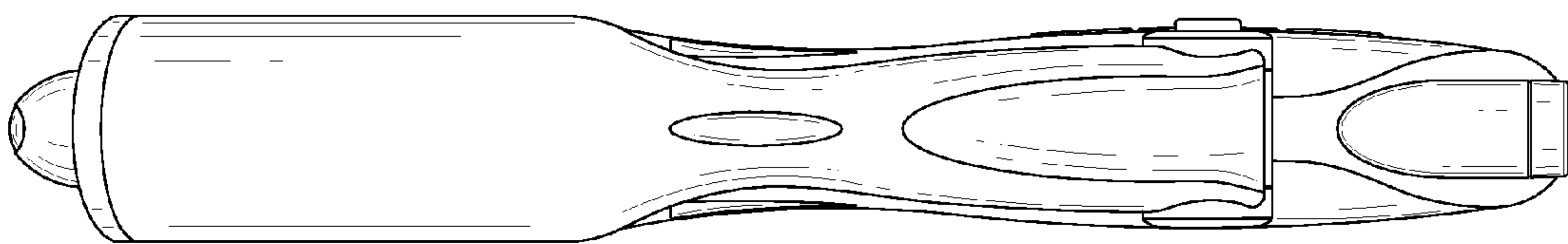


FIG. 6

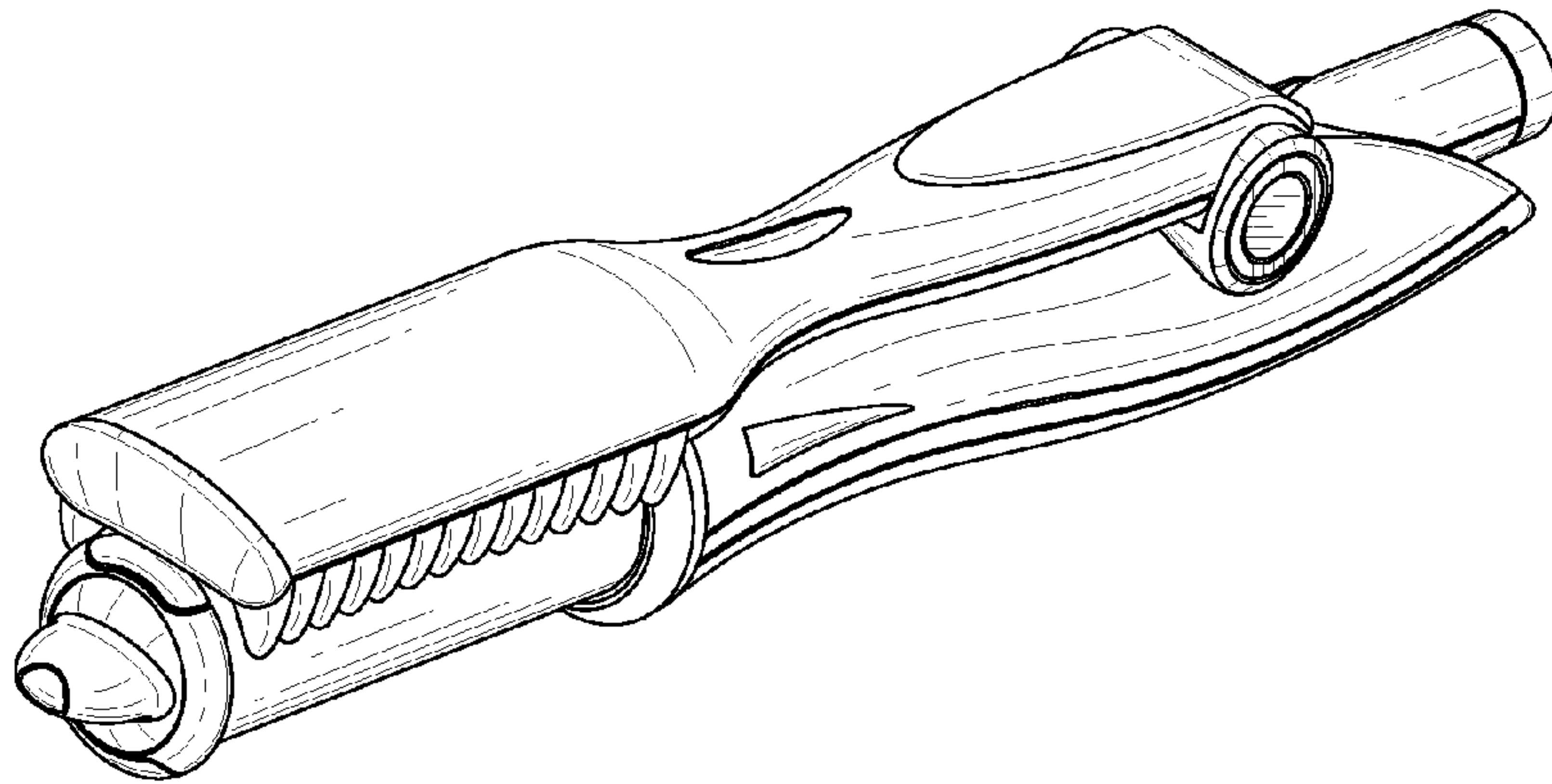


FIG. 7