



US00D670420S

(12) **United States Design Patent**
Hui

(10) **Patent No.:** **US D670,420 S**

(45) **Date of Patent:** **** Nov. 6, 2012**

(54) **FLOOR LAMP WITH SHELVES**

(75) **Inventor:** **Gary Hui**, Hong Kong (CN)

(73) **Assignee:** **Mastercraft USA, Inc.**

(**) **Term:** **14 Years**

(21) **Appl. No.:** **29/372,387**

(22) **Filed:** **Nov. 15, 2010**

(51) **LOC (9) Cl.** **26-05**

(52) **U.S. Cl.** **D26/51**

(58) **Field of Classification Search** D26/51,
D26/58, 93, 96, 101, 104, 105–110, 112;
362/33, 145, 161, 410–415, 253; D6/449–490
See application file for complete search history.

(56) **References Cited**

U.S. PATENT DOCUMENTS

D50,857 S *	5/1917	West et al.	D26/110
D158,907 S *	6/1950	Stiffel	D26/106
D204,793 S *	5/1966	Rodriguez	D26/63
D211,277 S *	6/1968	Layton	D26/104
D212,641 S *	11/1968	Mok et al.	D26/93
3,689,762 A *	9/1972	Shatan	362/311.04
D244,793 S *	6/1977	Ruud	D26/108
D328,956 S *	8/1992	Leonard	D26/104
D333,361 S *	2/1993	Eddings	D26/93

D417,928 S *	12/1999	Camacho	D26/106
D589,194 S *	3/2009	Sabernig	D26/67
D600,395 S *	9/2009	Salatto-Rose	D26/93
D648,058 S *	11/2011	Chen	D26/93

* cited by examiner

Primary Examiner — Ian Simmons

Assistant Examiner — Carissa C Fitts

(74) *Attorney, Agent, or Firm* — Dennis B. Haase

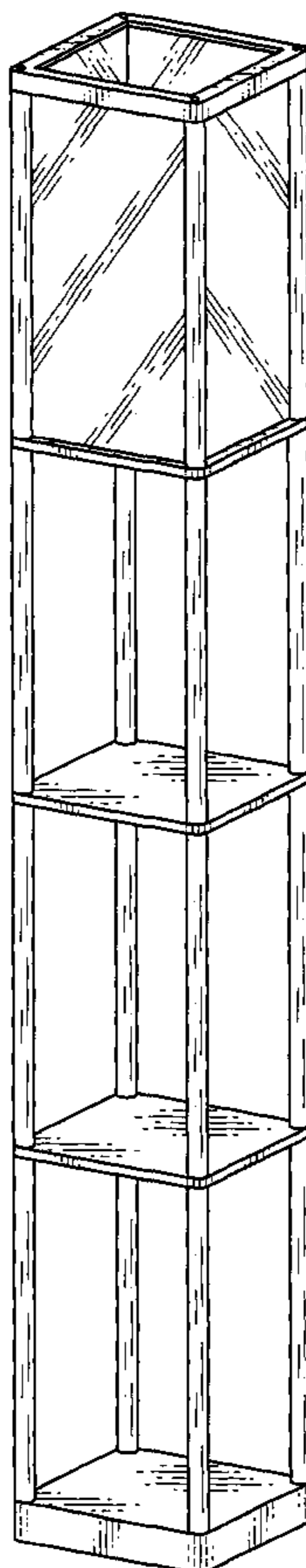
(57) **CLAIM**

The ornamental design for a floor lamp with shelves, substantially as shown and described.

DESCRIPTION

FIG. 1 is a perspective view of a floor lamp with shelves showing my new design;
FIG. 2 is a front elevation view thereof, the rear, right side and left sides being identical;
FIG. 3 is a top plan view thereof;
FIG. 4 is a bottom plan view thereof;
FIG. 5 is a bottom perspective view; and,
FIG. 6 is a partial perspective view thereof with the shade portion removed.
The broken line showing is for environmental purposes only and forms no part of the claimed design.

1 Claim, 2 Drawing Sheets






Fig. 1




Fig. 2

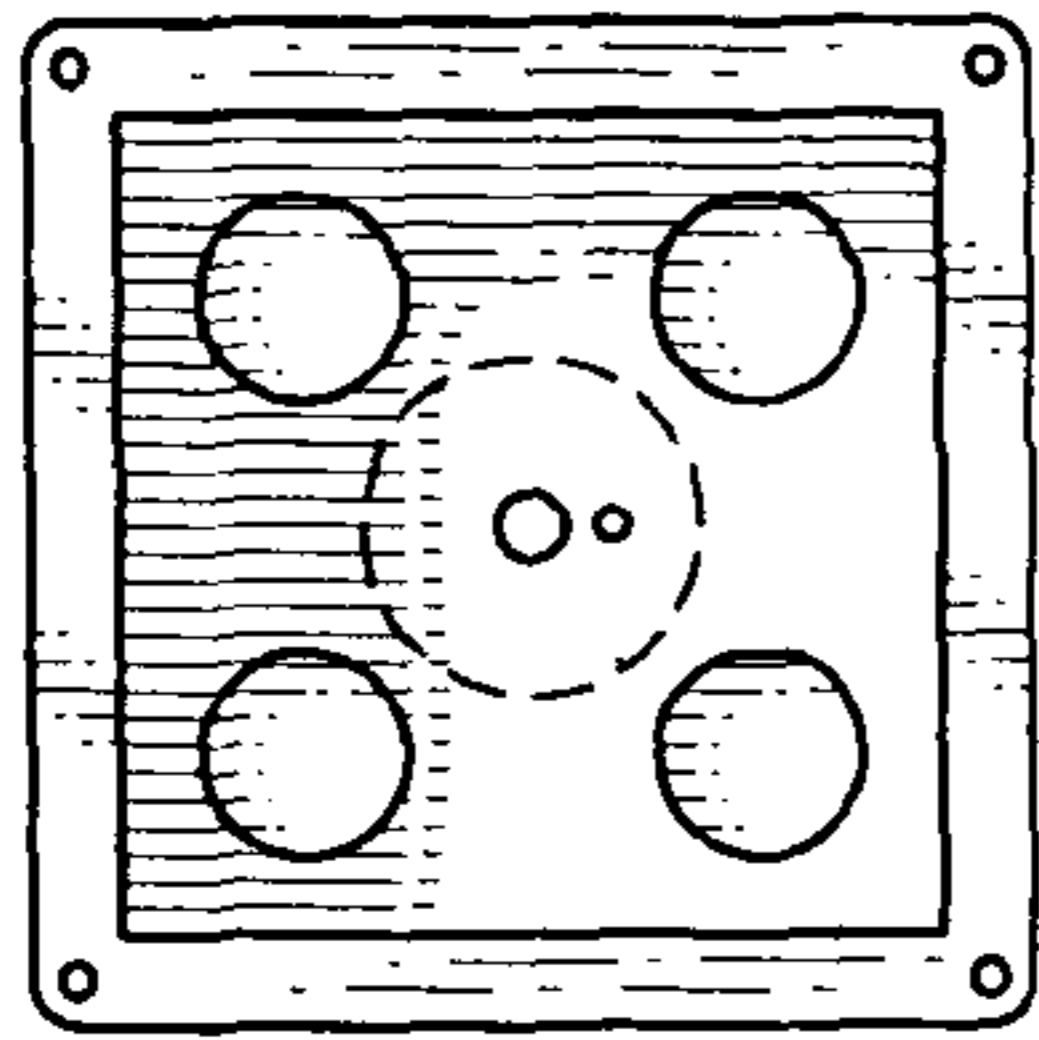


Fig. 3

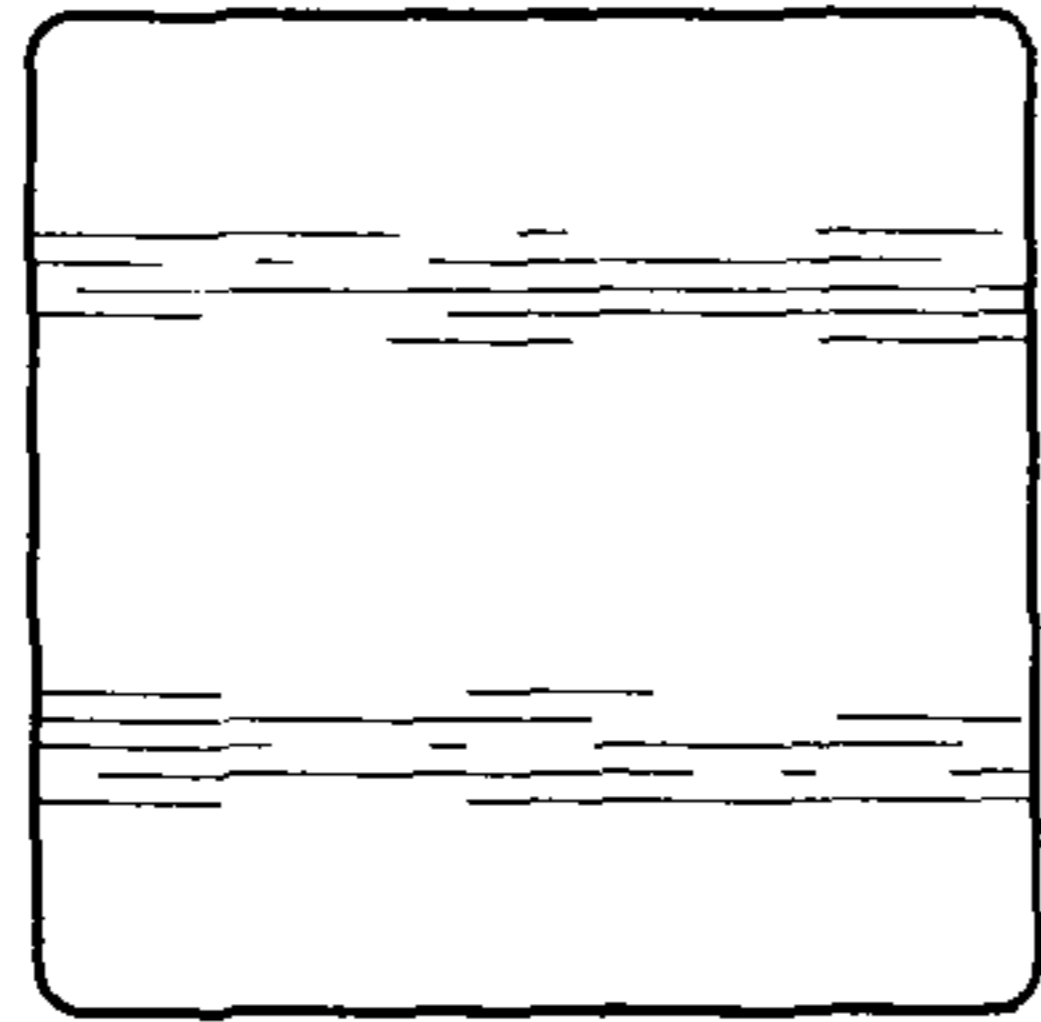


Fig. 4




Fig. 6

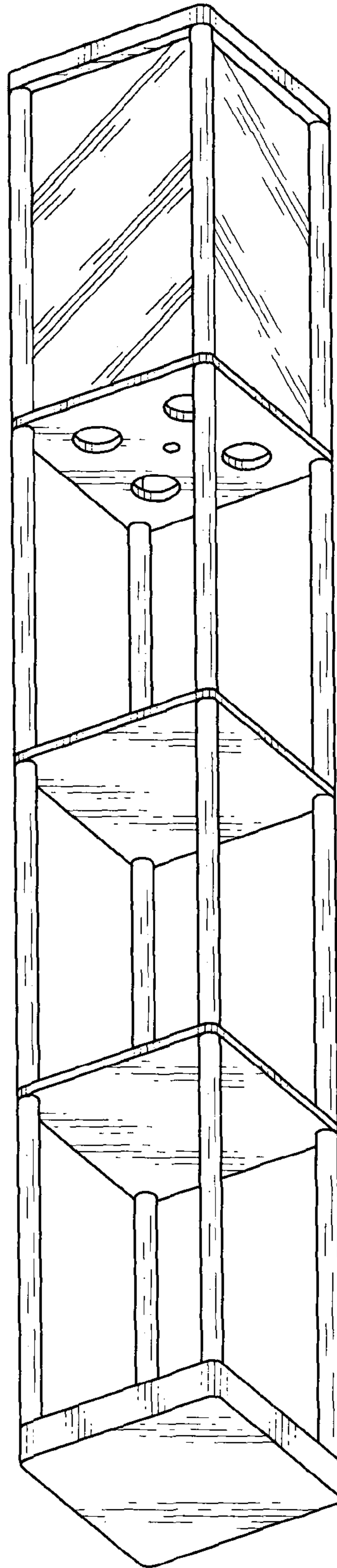


Fig. 5