



US00D670409S

(12) **United States Design Patent**
Leitch

(10) **Patent No.:** **US D670,409 S**
(45) **Date of Patent:** **** Nov. 6, 2012**

- (54) **SHINGLE**
- (75) Inventor: **Olan Leitch**, Bakersfield, CA (US)
- (73) Assignee: **Building Materials Investment Corp.**,
Dallas, TX (US)
- (**) Term: **14 Years**
- (21) Appl. No.: **29/409,533**
- (22) Filed: **Dec. 23, 2011**
- (51) **LOC (9) Cl.** **25-01**
- (52) **U.S. Cl.** **D25/143**
- (58) **Field of Classification Search** D25/139,
D25/143; 52/523, 555, 557, 554
See application file for complete search history.

4,333,279 A	6/1982	Corbin et al.	
D313,658 S *	1/1991	Noone	D25/139
D314,439 S *	2/1991	Jenkins et al.	D25/139
5,406,766 A *	4/1995	Nicholas et al.	52/555
5,939,169 A	8/1999	Bondoc et al.	
6,058,670 A	5/2000	Sieling et al.	
6,289,648 B1 *	9/2001	Freshwater et al.	52/557
D462,461 S *	9/2002	Frankoski et al.	D25/139
D484,992 S *	1/2004	Rodrigues	D25/139
6,698,151 B2	3/2004	Elliott	
D504,964 S *	5/2005	Hamlin	D25/143
D554,275 S *	10/2007	Sieling et al.	D25/143

* cited by examiner

Primary Examiner — Doris Clark

(74) *Attorney, Agent, or Firm* — Fitzpatrick, Cella, Harper & Scinto

(57) **CLAIM**
The ornamental design for a shingle, as shown and described.

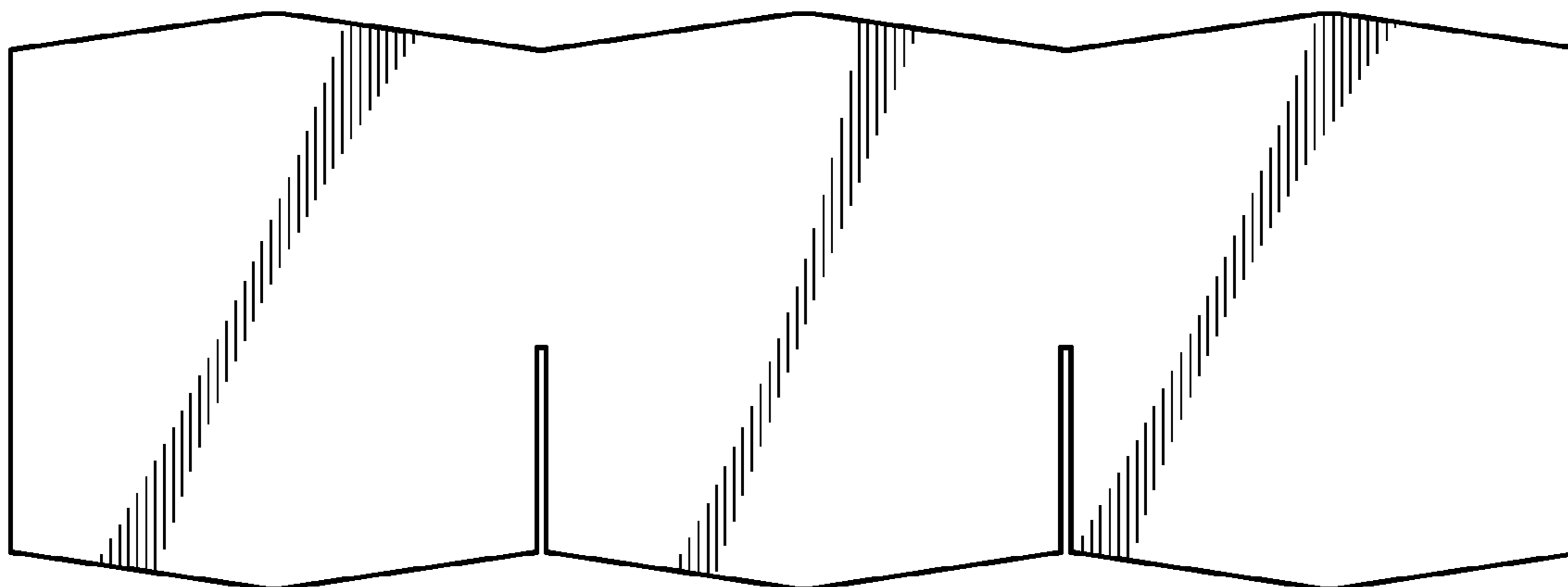
DESCRIPTION

FIG. 1 is a top plan view of my design.
FIG. 2 is a front elevation of my design.
FIG. 3 is a rear elevation of my design.
FIG. 4 is a perspective view of my design.
FIG. 5 is a second embodiment of my design; and,
FIG. 6 is a third embodiment of my design.

1 Claim, 3 Drawing Sheets

(56) **References Cited**
U.S. PATENT DOCUMENTS

1,345,627 A	7/1920	Overbury	
1,550,693 A *	8/1925	Goslin	52/554
1,633,474 A *	6/1927	Busha	52/555
1,915,964 A *	6/1933	Wall	52/555
2,068,118 A *	1/1937	Topping	52/555
2,272,032 A	2/1942	Brown	
4,274,243 A	6/1981	Corbin et al.	



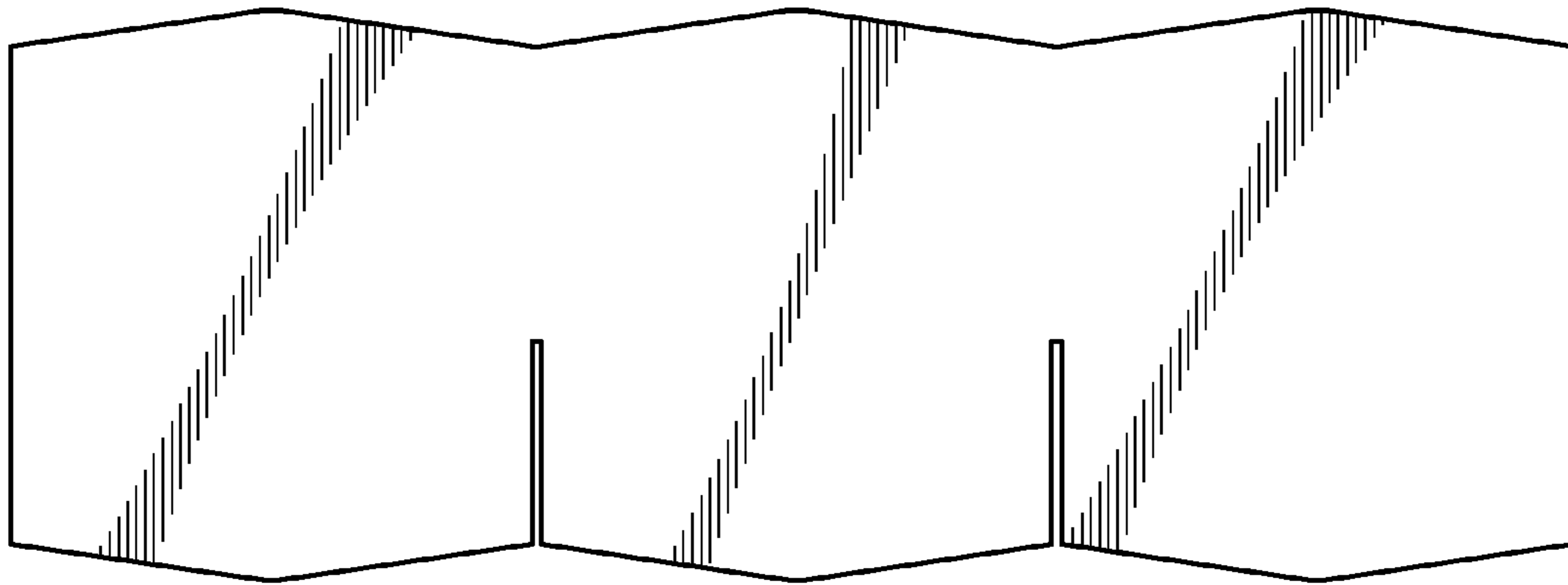


FIG. 1



FIG. 2



FIG. 3

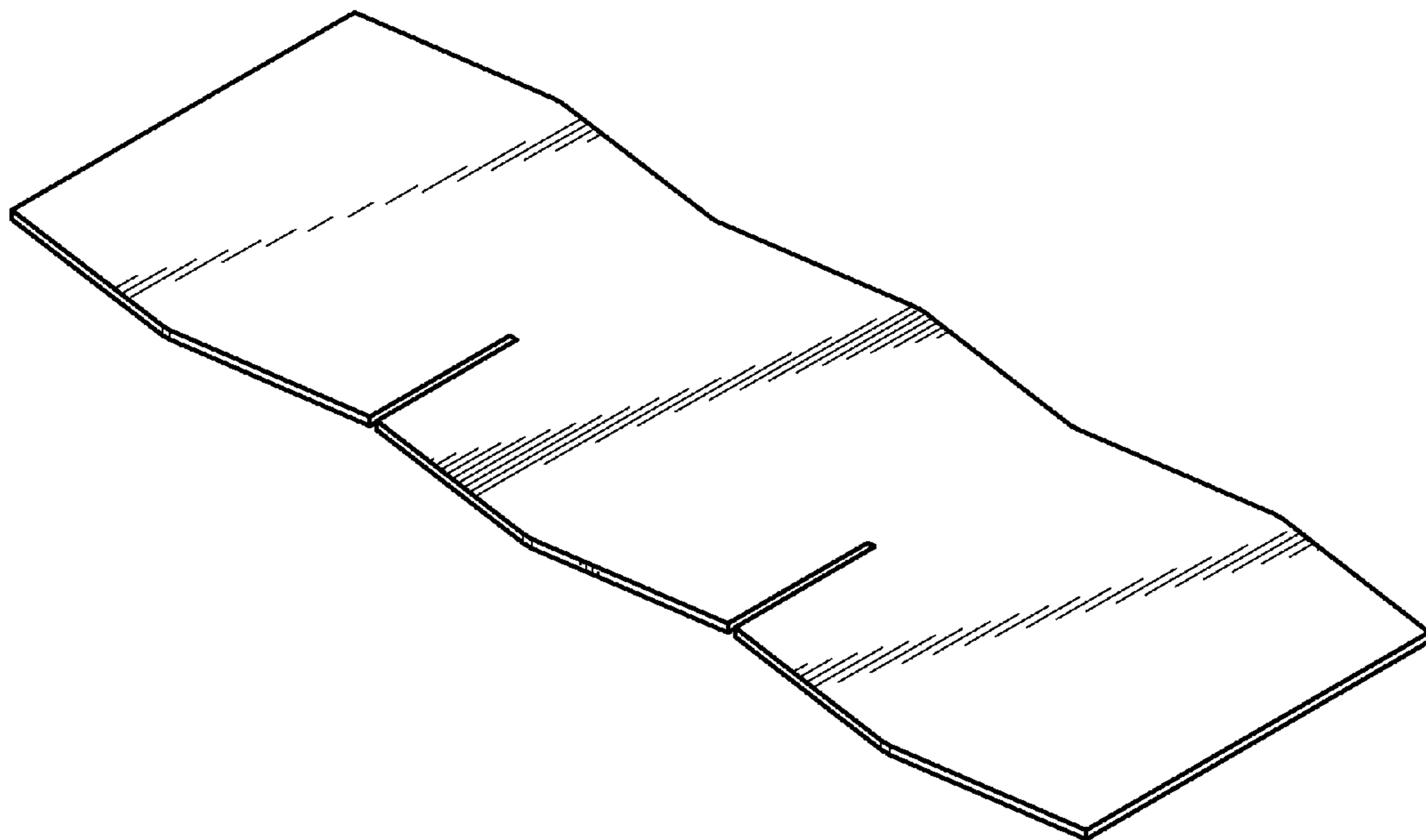


FIG. 4

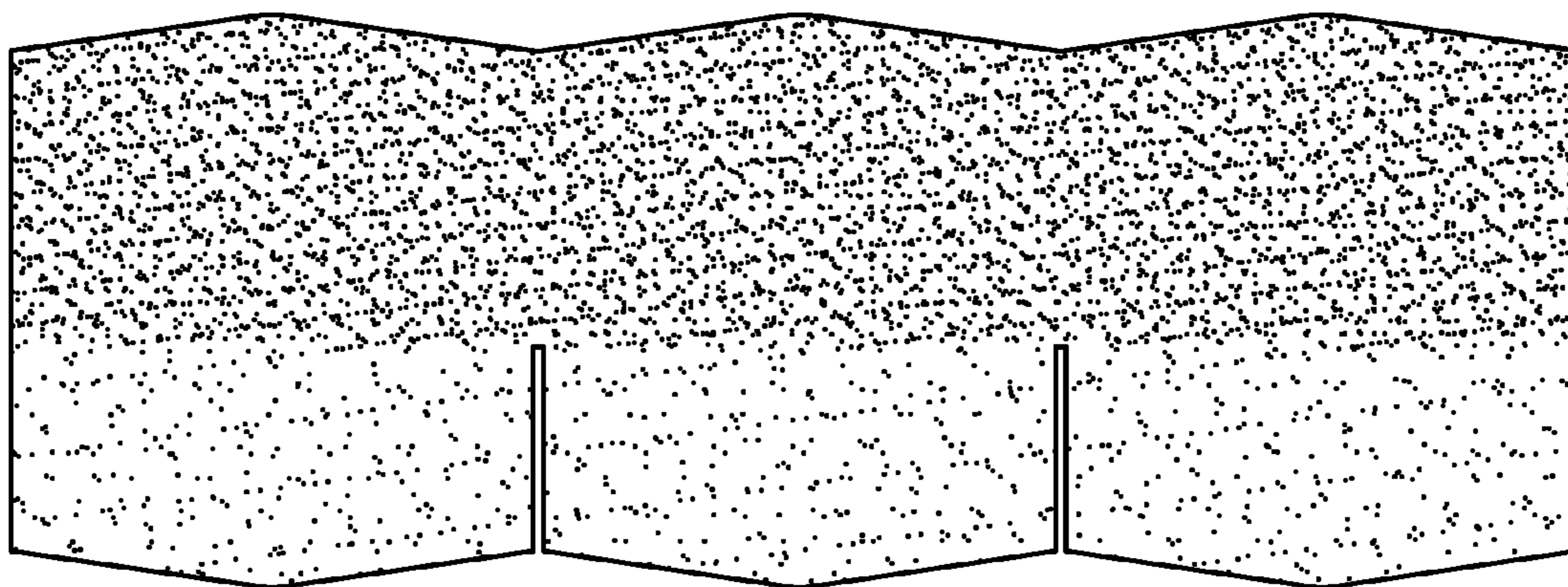


FIG. 5

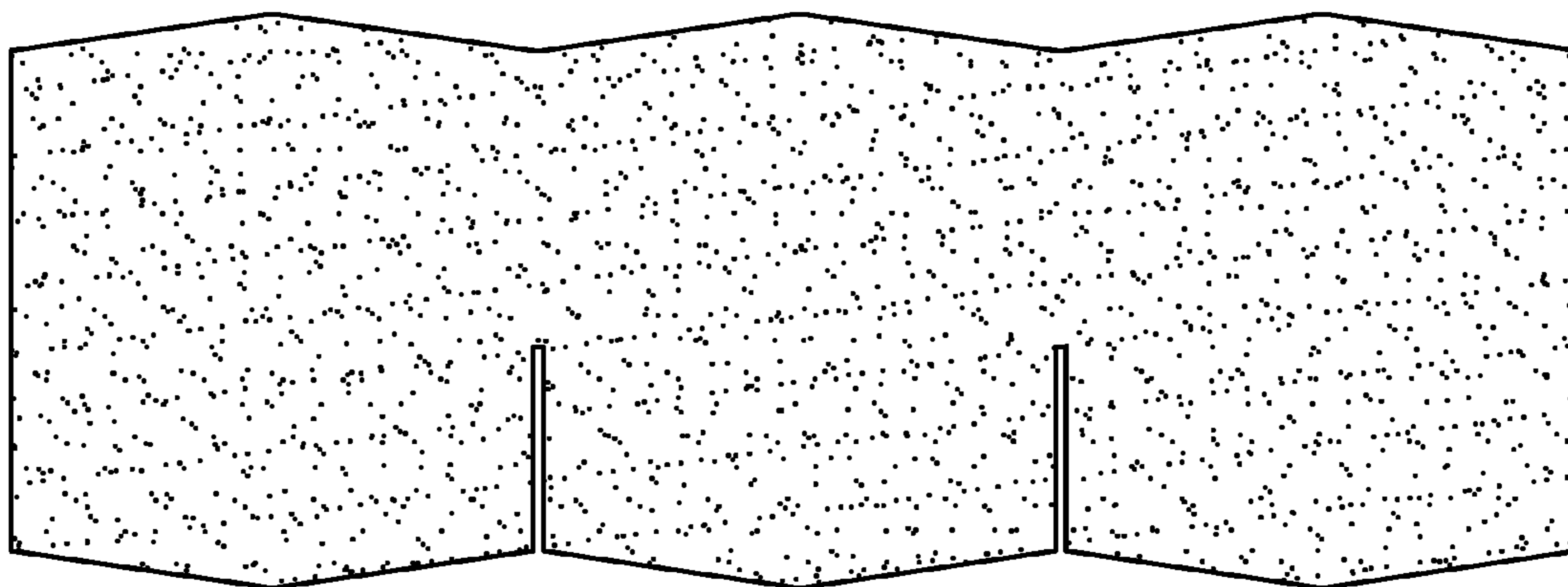


FIG. 6