



US00D670407S

(12) **United States Design Patent**
Leitch

(10) **Patent No.:** **US D670,407 S**
(45) **Date of Patent:** **** Nov. 6, 2012**

- (54) **SHINGLE**
- (75) Inventor: **Olan Leitch**, Bakersfield, CA (US)
- (73) Assignee: **Building Materials Investment Corp.**,
Dallas, TX (US)
- (**) Term: **14 Years**
- (21) Appl. No.: **29/409,522**
- (22) Filed: **Dec. 23, 2011**
- (51) **LOC (9) Cl.** **25-01**
- (52) **U.S. Cl.** **D25/139**
- (58) **Field of Classification Search** D25/139,
D25/143; 52/523, 555, 557, 554
See application file for complete search history.

- D313,658 S * 1/1991 Noone D25/139
- D314,439 S * 2/1991 Jenkins et al. D25/139
- 5,406,766 A * 4/1995 Nicholas et al. 52/555
- 5,939,169 A 8/1999 Bondoc et al.
- 6,058,670 A 5/2000 Sieling et al.
- 6,289,648 B1 * 9/2001 Freshwater et al. 52/557
- D462,461 S * 9/2002 Frankoski et al. D25/139
- D484,992 S * 1/2004 Rodrigues D25/139
- 6,698,151 B2 3/2004 Elliott
- D504,964 S * 5/2005 Hamlin D25/143
- D554,275 S * 10/2007 Sieling et al. D25/143

* cited by examiner

Primary Examiner — Doris Clark
(74) *Attorney, Agent, or Firm* — Fitzpatrick, Cella, Harper & Scinto

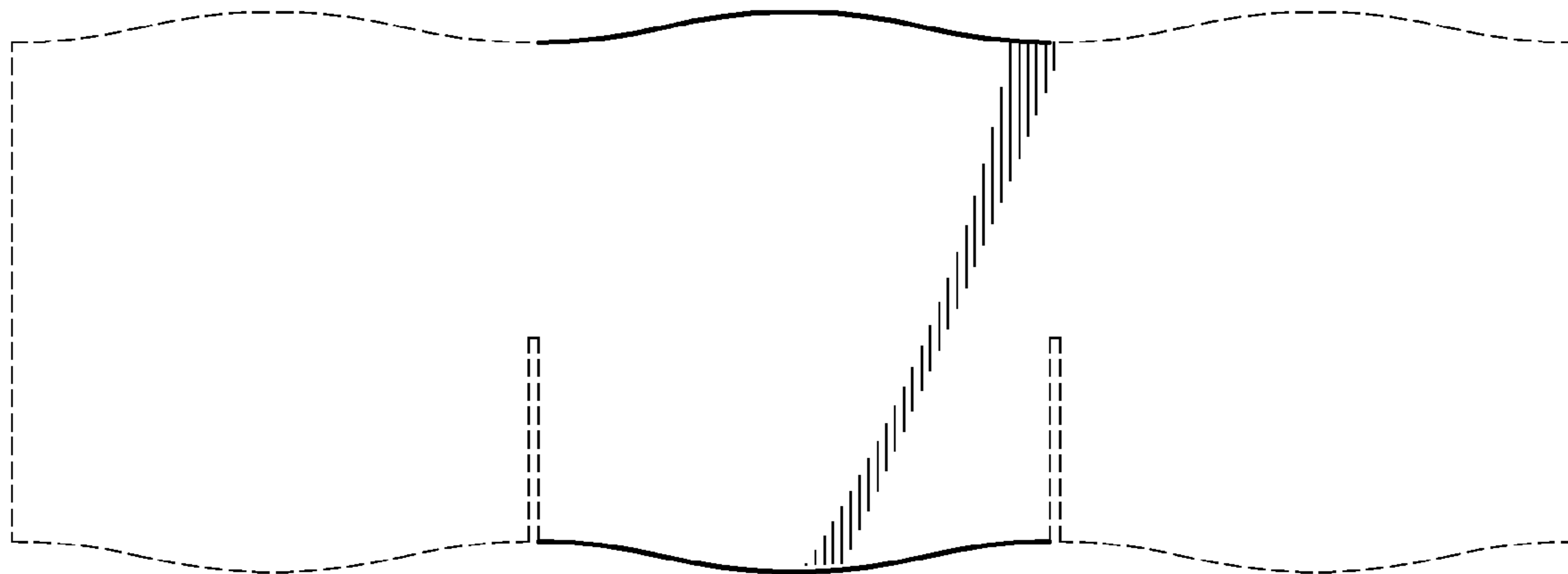
(57) **CLAIM**
The ornamental design for a shingle, as shown and described.

DESCRIPTION

FIG. 1 is a front elevation view of my design.
FIG. 2 is a front elevation of my design.
FIG. 3 is a rear elevation of my design.
FIG. 4 is a perspective view of my design.
FIG. 5 is a second embodiment of my design; and,
FIG. 6 is a third embodiment of my design.
The broken lines are for illustrative purposes only and form no part of the claimed design.

1 Claim, 3 Drawing Sheets

- (56) **References Cited**
- U.S. PATENT DOCUMENTS
- 1,345,627 A 7/1920 Overbury
- 1,550,693 A * 8/1925 Goslin 52/554
- 1,633,474 A * 6/1927 Busha 52/555
- 1,915,964 A * 6/1933 Wall 52/555
- 2,068,118 A * 1/1937 Topping 52/555
- 2,272,032 A 2/1942 Brown
- 4,274,243 A 6/1981 Corbin et al.
- 4,333,279 A 6/1982 Corbin et al.



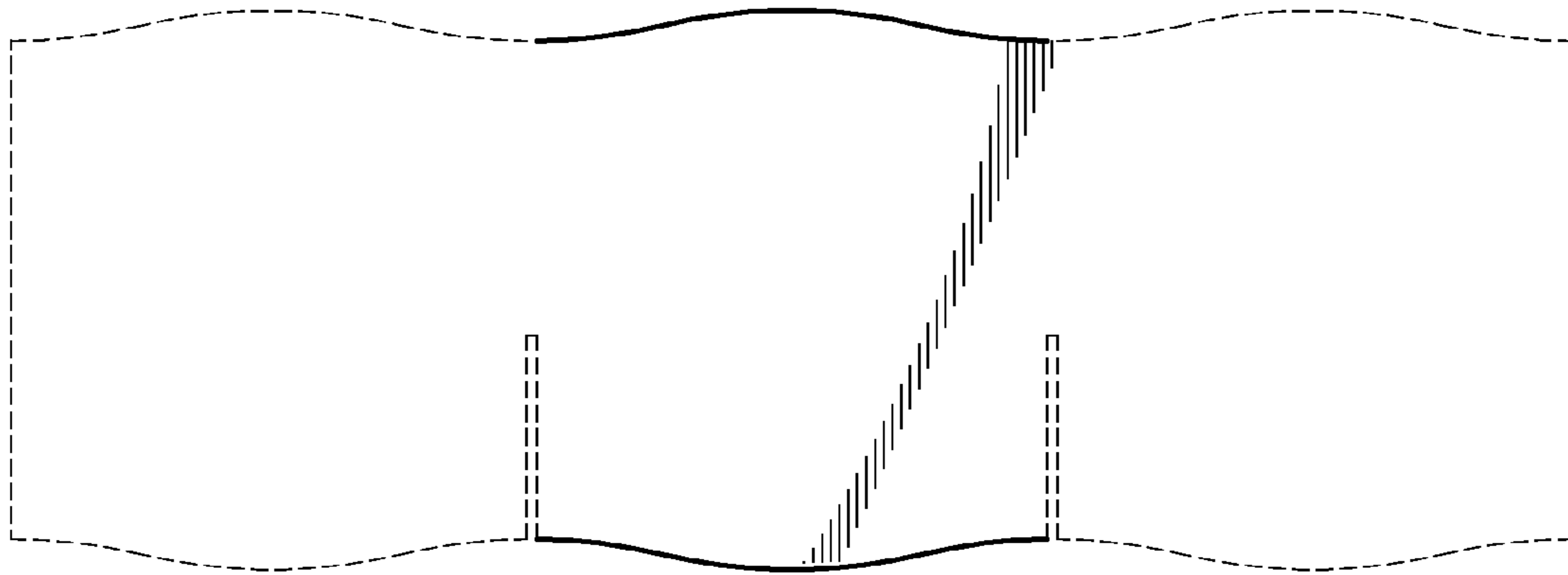


FIG. 1



FIG. 2



FIG. 3

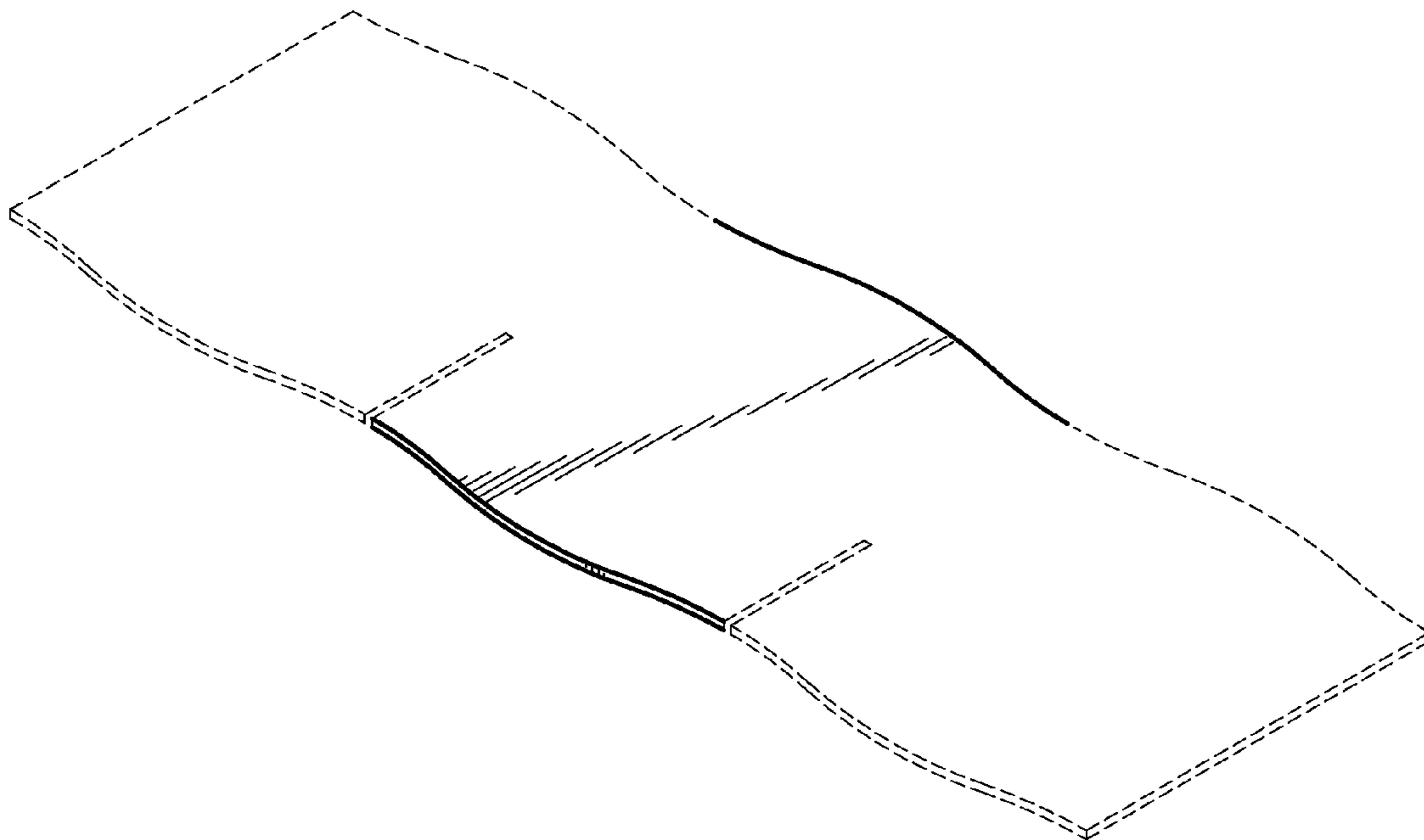


FIG. 4

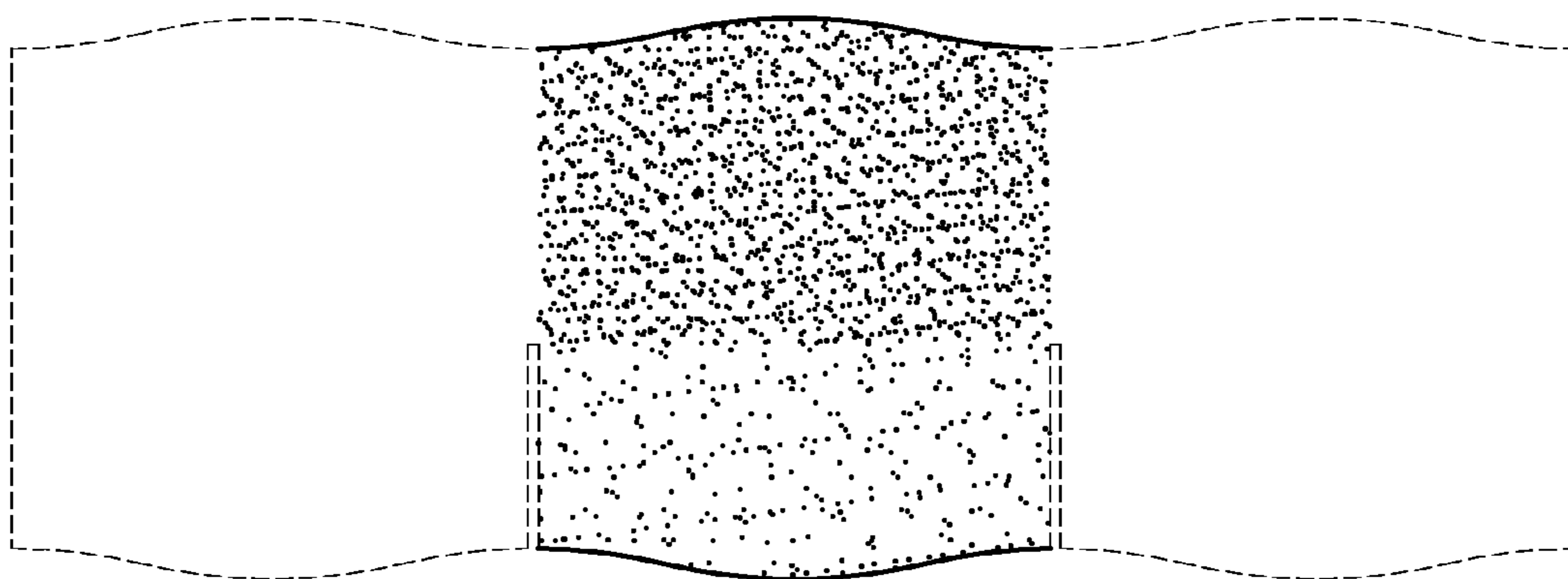


FIG. 5

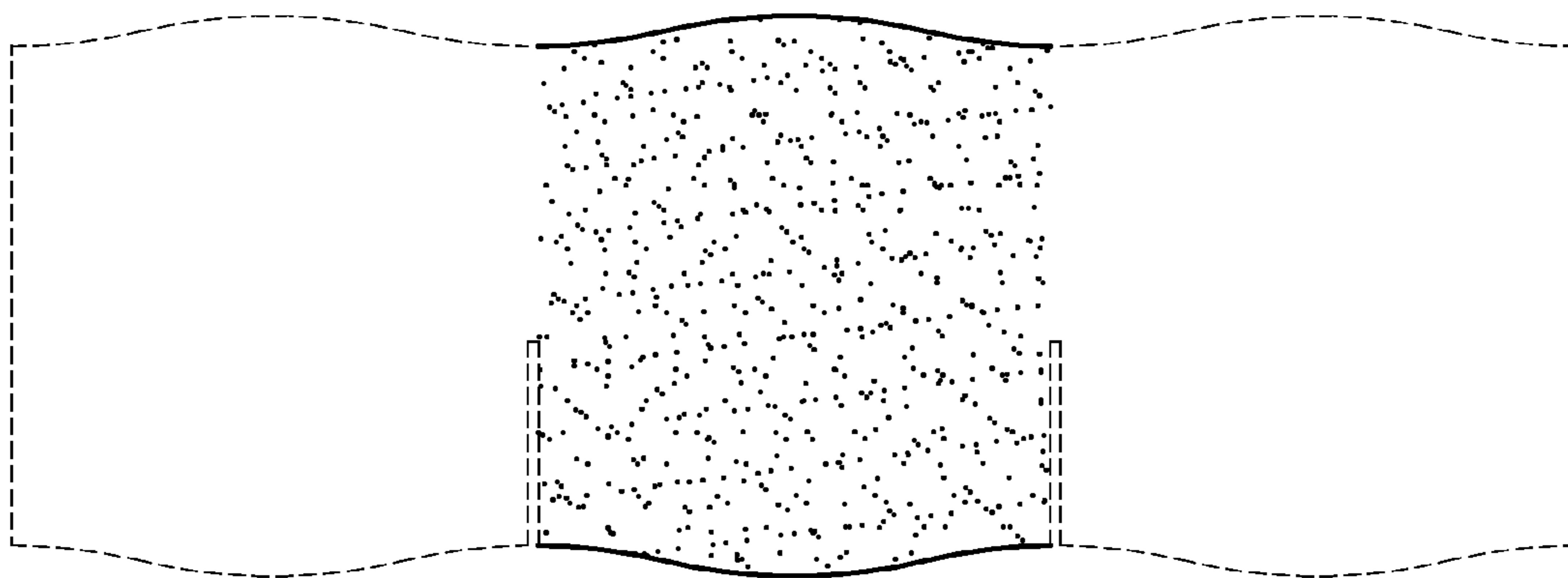


FIG. 6