



US00D670403S

(12) **United States Design Patent**  
**Whitaker, III et al.**

(10) **Patent No.:** **US D670,403 S**  
(45) **Date of Patent:** **\*\* Nov. 6, 2012**

(54) **FENCE PANEL**

(76) Inventors: **William L. Whitaker, III**, Moorpark,  
CA (US); **James Dale Whitaker**,  
Moorpark, CA (US)

(\*\*) Term: **14 Years**

(21) Appl. No.: **29/401,855**

(22) Filed: **Sep. 16, 2011**

(51) **LOC (9) Cl.** ..... **25-02**

(52) **U.S. Cl.** ..... **D25/38.1**

(58) **Field of Classification Search** ..... D25/38.1;  
256/24, 19, 20, 59, 65.01, 65.02, 65.11  
See application file for complete search history.

(56) **References Cited**

U.S. PATENT DOCUMENTS

4,809,955 A \* 3/1989 Veilleux ..... 256/65.02  
6,311,955 B1 \* 11/2001 McGarry et al. .... 256/24

6,478,287 B2 \* 11/2002 DeSouza ..... 256/19  
D536,098 S \* 1/2007 Walker ..... D25/38.1  
2007/0012904 A1 \* 1/2007 Zell et al. .... 256/65.06

\* cited by examiner

*Primary Examiner* — Doris Clark

(74) *Attorney, Agent, or Firm* — Richard S Erbe

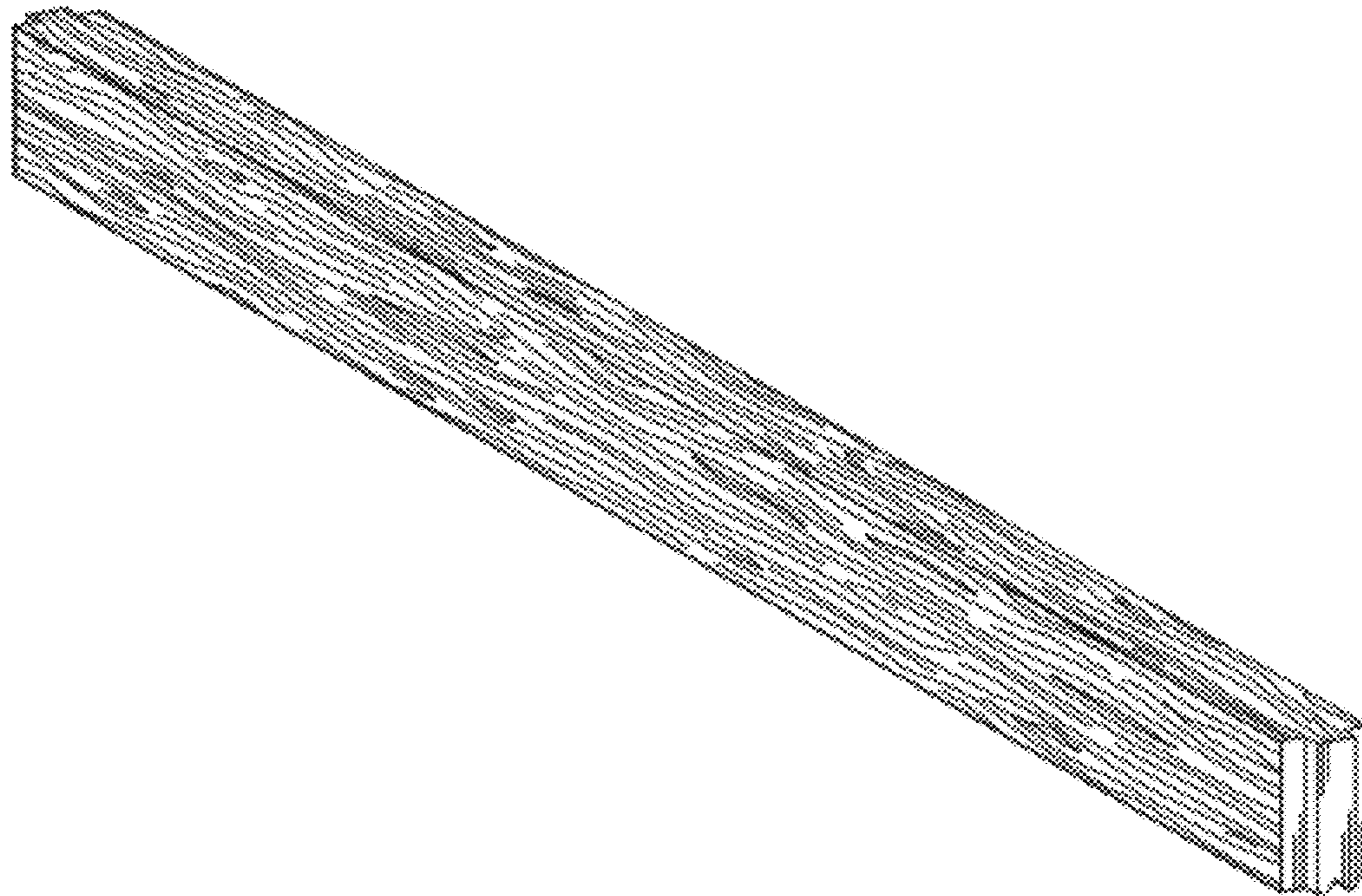
(57) **CLAIM**

The ornamental design for a fence panel, as shown and described.

**DESCRIPTION**

FIG. 1 is a perspective view of our fence panel;  
FIG. 2 is a left side elevational view of our fence panel, the  
right side view being a mirror image of this view;  
FIG. 3 is a top view of our fence panel;  
FIG. 4 is a bottom view of our fence panel; and,  
FIG. 5 is a front elevational view of our fence panel, the rear  
view being a mirror image of this view.

**1 Claim, 1 Drawing Sheet**



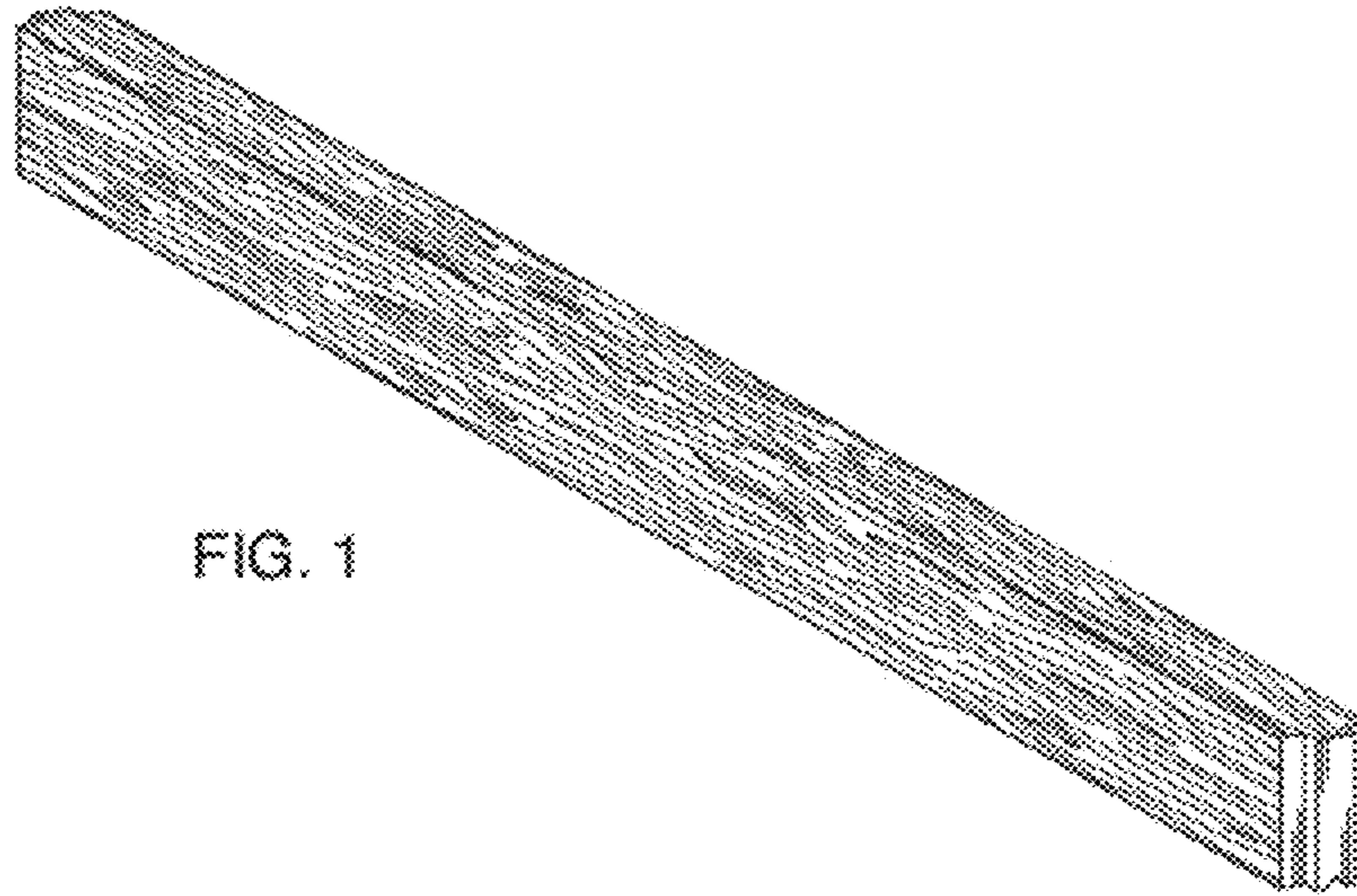


FIG. 1




FIG. 2




FIG. 3




FIG. 4

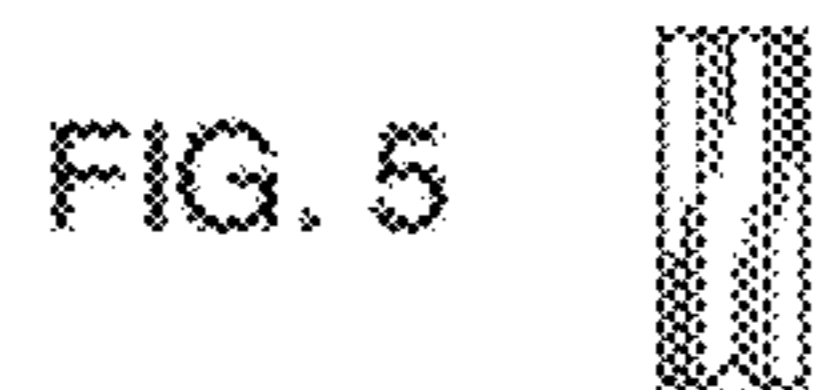


FIG. 5