



US00D670399S

(12) **United States Design Patent**
Peddicord

(10) **Patent No.:** **US D670,399 S**

(45) **Date of Patent:** **** Nov. 6, 2012**

(54) **STIMULATION DEVICE**

(75) **Inventor:** **Herschel Peddicord**, Longboat Key, FL (US)

(73) **Assignee:** **Incontrol Medical, LLC**, Brookfield, WI (US)

(**) **Term:** **14 Years**

(21) **Appl. No.:** **29/414,097**

(22) **Filed:** **Feb. 24, 2012**

Related U.S. Application Data

(63) Continuation-in-part of application No. 29/394,434, filed on Jun. 16, 2011, which is a continuation-in-part of application No. 29/382,734, filed on Jan. 6, 2011, now Pat. No. Des. 652,526.

(51) **LOC (9) Cl.** **28-03**

(52) **U.S. Cl.** **D24/215**

(58) **Field of Classification Search** D24/200,
D24/211–215, 141; 601/27, 28, 33, 40, 46,
601/47, 48, 63, 80, 99, 104, 112, 113, 114,
601/119, 122, 125, 129, 134, 135, 137, DIG. 12,
601/DIG. 13, DIG. 14, DIG. 15, DIG. 16,
601/DIG. 17

See application file for complete search history.

(56) **References Cited**

U.S. PATENT DOCUMENTS

3,403,684	A *	10/1968	Stiebel et al.	607/72
3,800,800	A *	4/1974	Garbe et al.	607/72
D320,087	S *	9/1991	Sholzberg et al.	D24/215
5,199,443	A *	4/1993	Maurer et al.	607/138
5,314,465	A *	5/1994	Maurer et al.	607/138
5,370,671	A *	12/1994	Maurer et al.	607/41

5,376,064	A *	12/1994	Cerny	600/30
5,385,577	A *	1/1995	Maurer et al.	607/41
5,662,699	A *	9/1997	Hamedi et al.	607/138
5,800,501	A *	9/1998	Sherlock	607/138
5,875,778	A *	3/1999	Vroegop	607/138
5,881,731	A *	3/1999	Remes	128/885
6,190,307	B1 *	2/2001	Tsai	600/38
6,289,894	B1 *	9/2001	Remes	128/885
6,625,495	B1 *	9/2003	Alon et al.	607/116
6,741,895	B1 *	5/2004	Gafni et al.	607/138

(Continued)

OTHER PUBLICATIONS

US Notice of Allowance for U.S. Appl. No. 29/382,734, dated Sep. 13, 2011, 10 pages.

Primary Examiner — Sandra Snapp

(74) *Attorney, Agent, or Firm* — Foley & Lardner LLP

(57) **CLAIM**

I claim the ornamental design for a stimulation device, as shown and described.

DESCRIPTION

FIG. 1 is a perspective view of an embodiment of the claimed design;

FIG. 2 is a right side view of the claimed design of FIG. 1;

FIG. 3 is a left side view of the claimed design of FIG. 1;

FIG. 4 is a bottom view of the claimed design of FIG. 1;

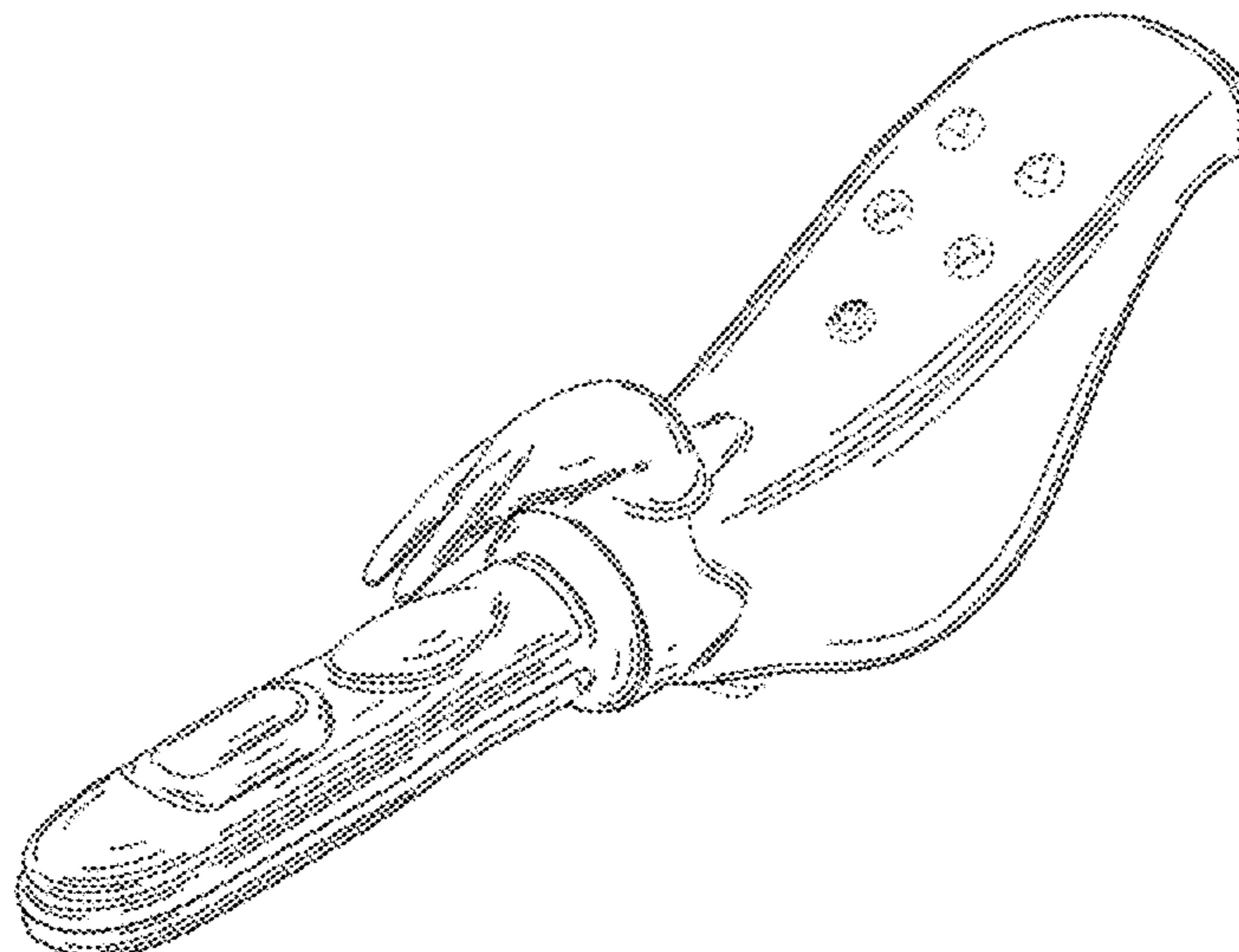
FIG. 5 is a top view of the claimed design of FIG. 1;

FIG. 6 is a rear view of the claimed design of FIG. 1; and,

FIG. 7 is a front view of the claimed design of FIG. 1.

The ornamental design which is claimed is shown in solid lines in the drawings. The broken lines in the drawings are for illustrative purposes only and form no part of the claimed design.

1 Claim, 7 Drawing Sheets



US D670,399 S

Page 2

U.S. PATENT DOCUMENTS

6,905,471	B2 *	6/2005	Leivseth et al.	600/591	D653,350	S *	1/2012	Chen	D24/215
D536,097	S *	1/2007	Nan	D24/215	2004/0054392	A1 *	3/2004	Dijkman	607/138
D536,797	S *	2/2007	Klearman et al.	D24/215	2007/0149903	A1 *	6/2007	Nan	601/72
D546,964	S *	7/2007	Wu	D24/215	2008/0009775	A1 *	1/2008	Murison	601/46
D555,798	S *	11/2007	Nan	D24/215	2008/0119767	A1 *	5/2008	Berry et al.	601/46
D555,799	S *	11/2007	Nan	D24/215	2009/0005714	A1 *	1/2009	Mecenero	601/46
D558,356	S *	12/2007	Nan	D24/215	2009/0171144	A1 *	7/2009	Squicciarini	600/38
7,341,566	B2 *	3/2008	Nan	601/72	2009/0228064	A1 *	9/2009	Boyd et al.	607/41
D579,573	S *	10/2008	Nan	D24/215	2009/0270963	A1 *	10/2009	Pelger et al.	607/138
7,438,681	B2 *	10/2008	Kobashikawa et al.	600/38	2009/0275796	A1 *	11/2009	Gil	600/38
D585,560	S *	1/2009	Wu	D24/215	2010/0004707	A1 *	1/2010	Hochman et al.	607/3
D592,758	S *	5/2009	Kain	D24/215	2010/0041944	A1 *	2/2010	Levy	600/38
7,534,203	B2 *	5/2009	Gil	600/38	2010/0087703	A1 *	4/2010	Gabrielidis	600/38
7,577,476	B2 *	8/2009	Hochman et al.	600/546	2010/0106216	A1 *	4/2010	Cha et al.	607/41
D603,523	S *	11/2009	Nan et al.	D24/215	2010/0174136	A1 *	7/2010	Shim	600/38
D606,206	S *	12/2009	Nan et al.	D24/215	2010/0174137	A1 *	7/2010	Shim	600/38
D606,207	S *	12/2009	Nan et al.	D24/215	2011/0034837	A1 *	2/2011	Lee	601/46
D606,208	S *	12/2009	Nan et al.	D24/215	2011/0105837	A1 *	5/2011	Lee	600/38
D615,663	S *	5/2010	Nan	D24/215	2011/0230802	A1 *	9/2011	Nan	601/46

* cited by examiner

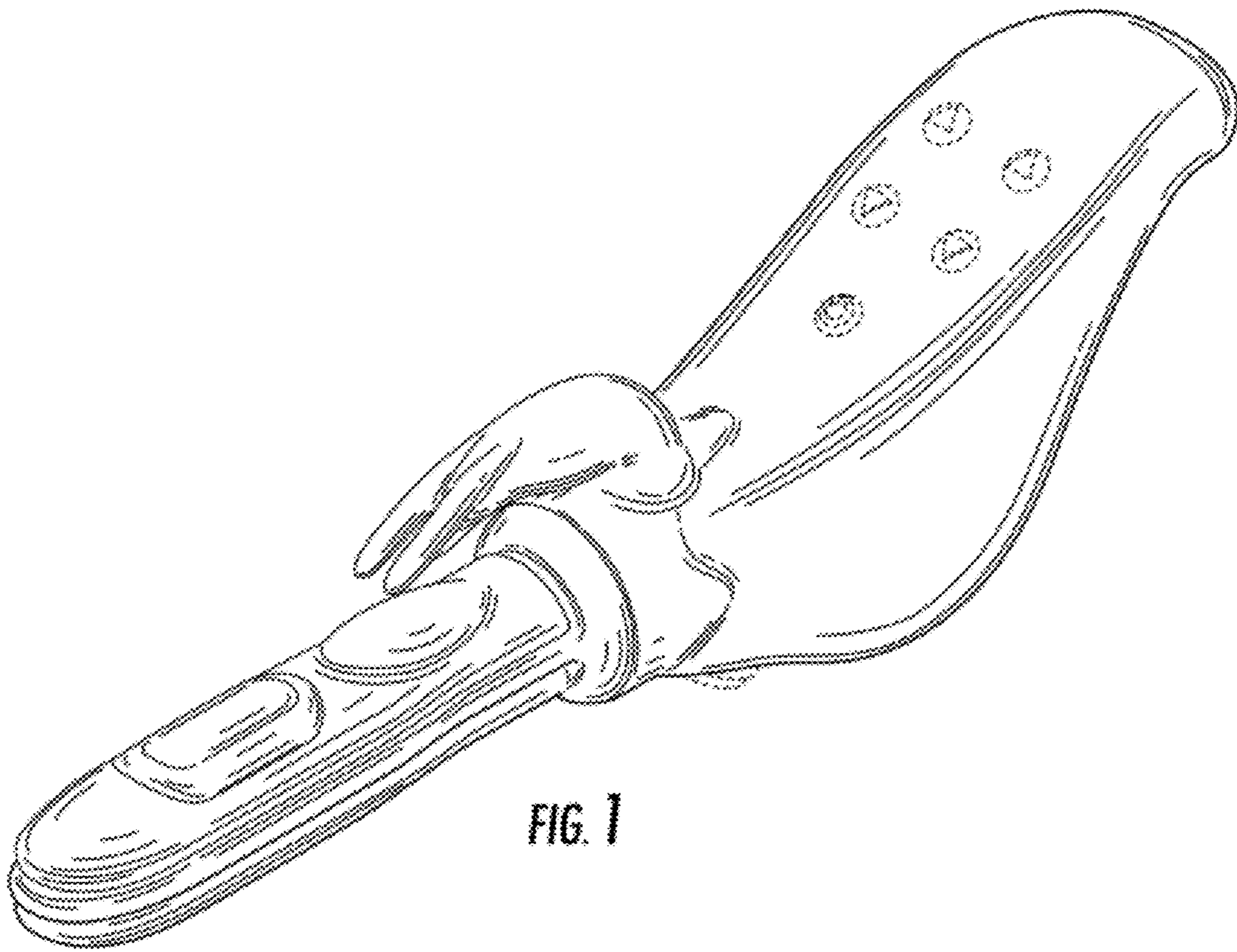


FIG. 1

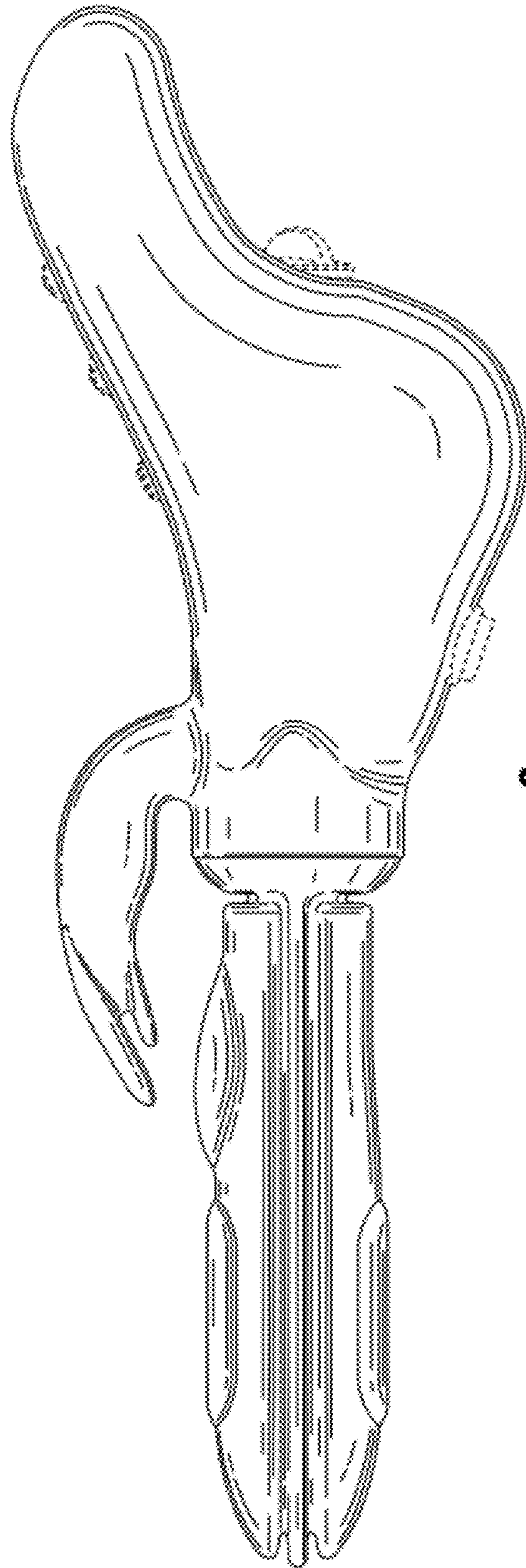


FIG. 2

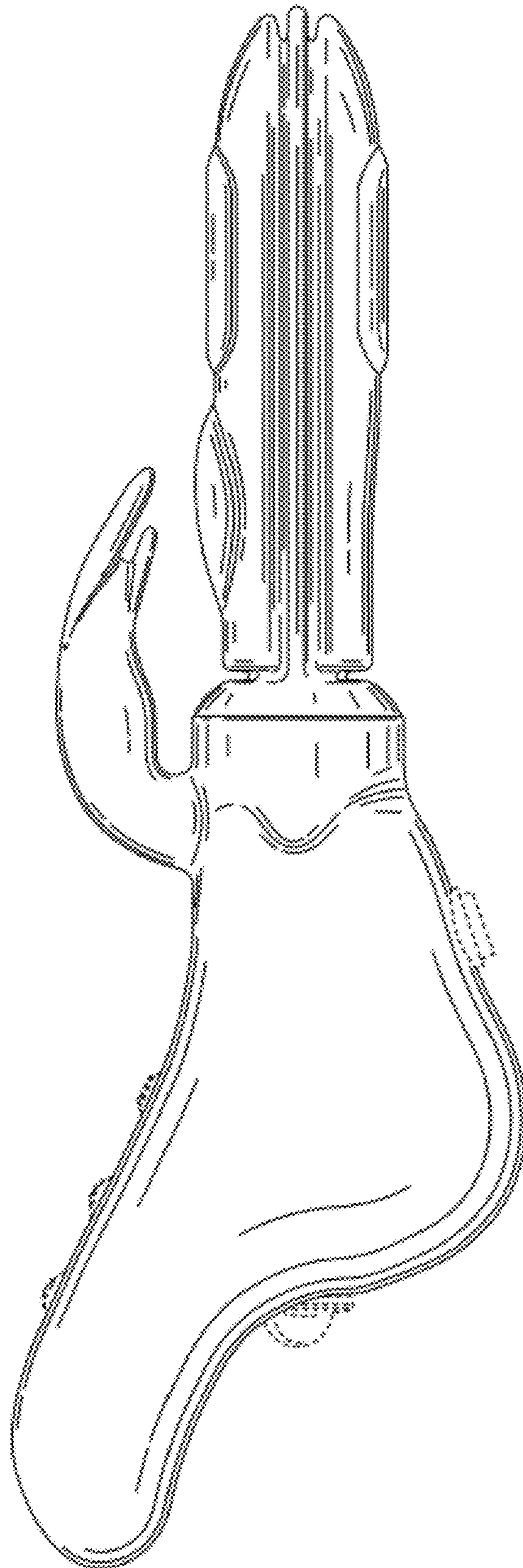


FIG. 3

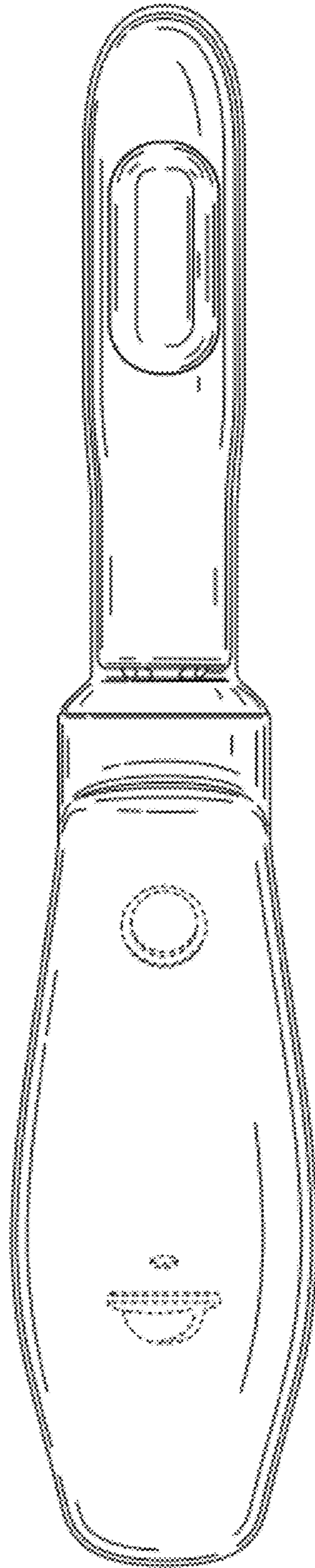


FIG. 4

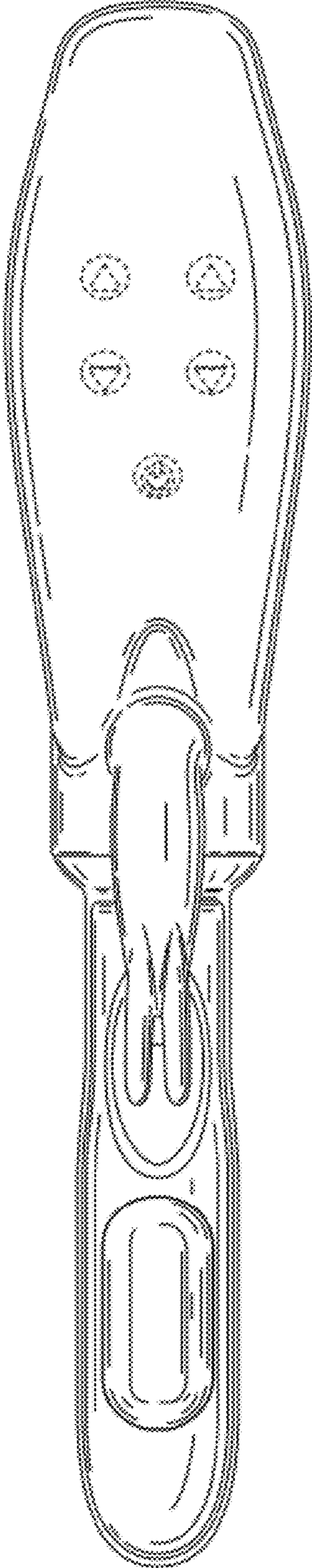


FIG. 5

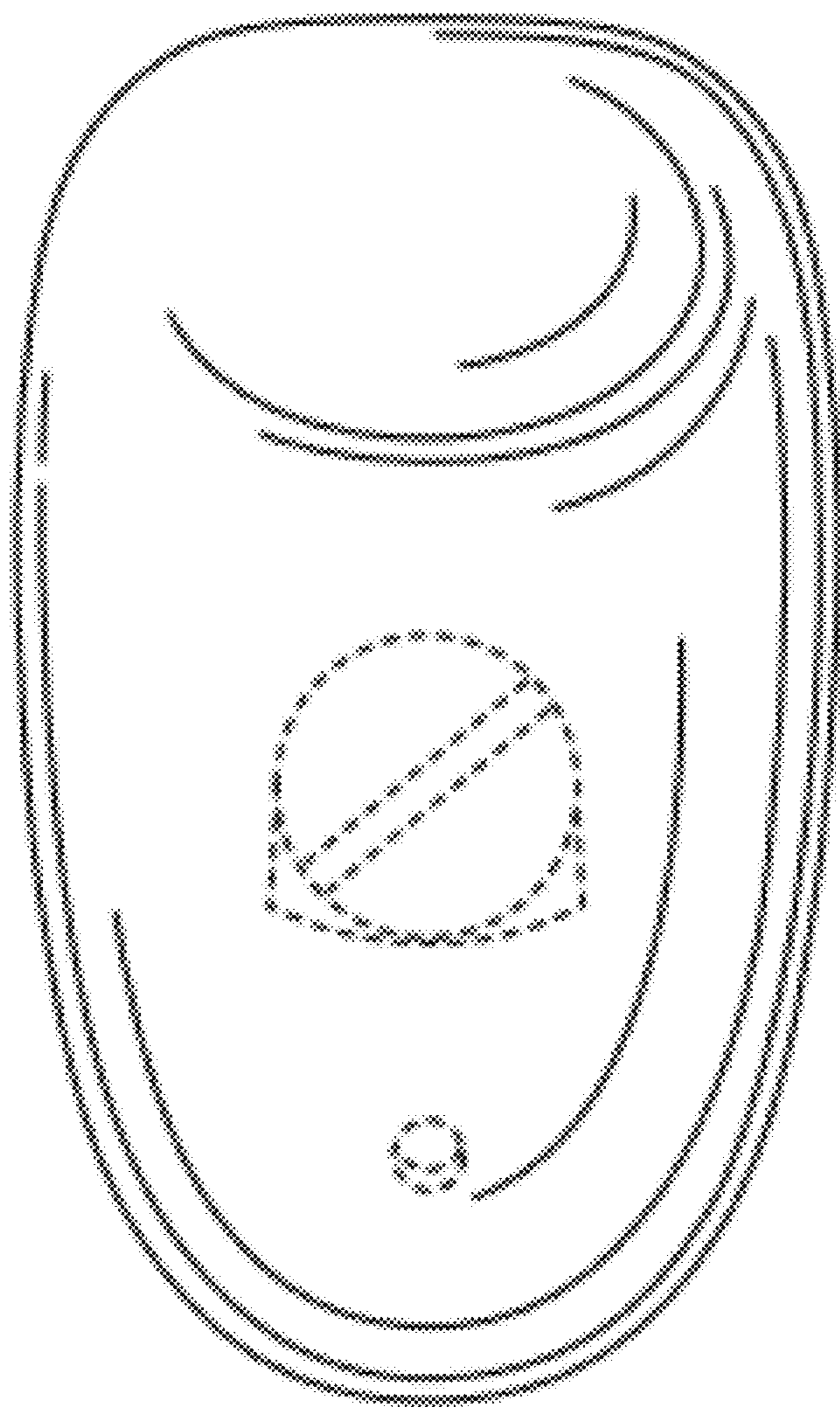


FIG. 6

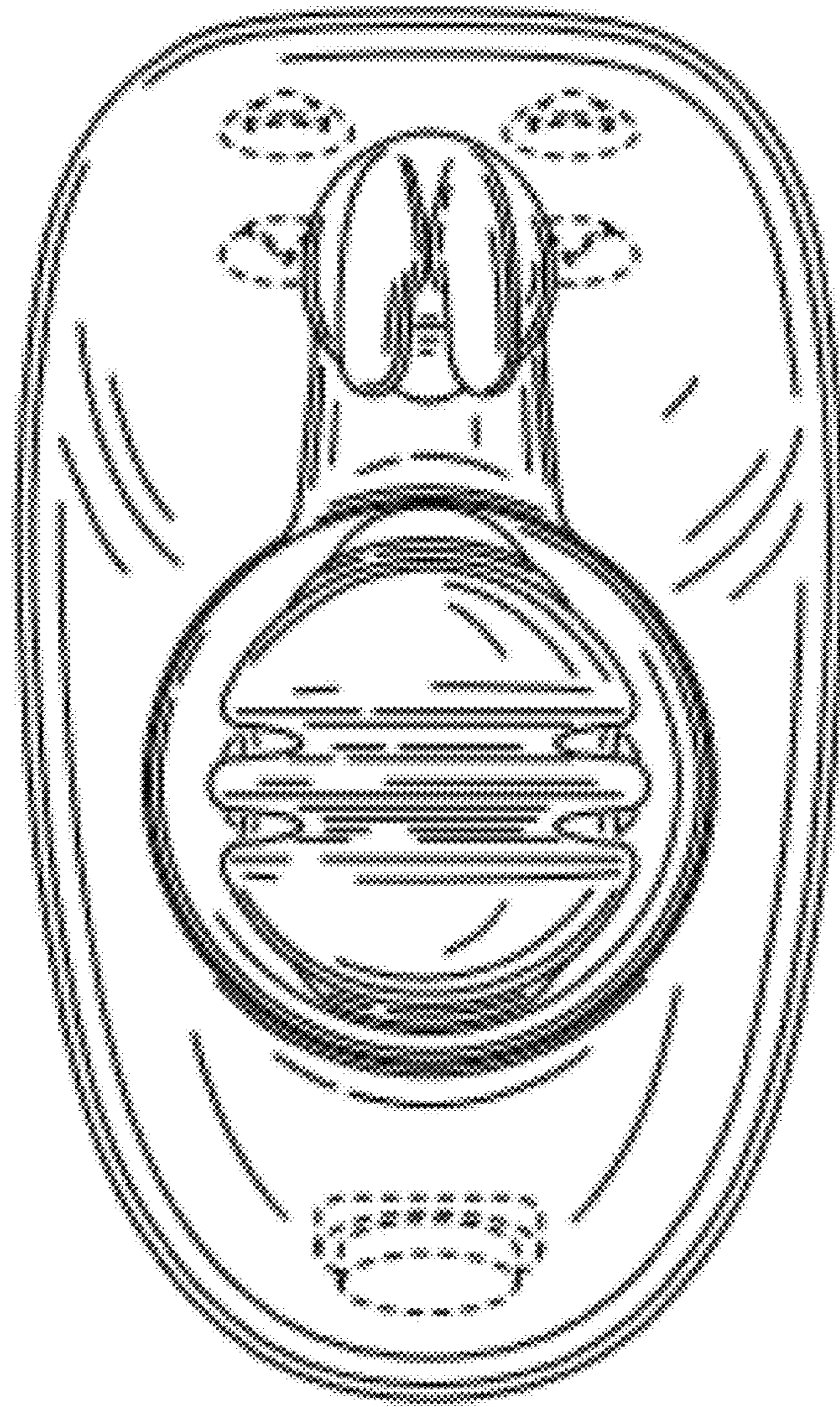


FIG. 7