



US00D670395S

(12) **United States Design Patent**
Wakamatsu et al.

(10) **Patent No.:** **US D670,395 S**
(45) **Date of Patent:** **** Nov. 6, 2012**

(54) **MEDICAL TRANSDERMAL PATCH**

(75) Inventors: **Masato Wakamatsu**, Tosu (JP);
Kazuyuki Hirose, Tosu (JP); **Yukiko Sueyoshi**, Tokyo (JP)

(73) Assignee: **Hisamitsu Pharmaceutical Co., Inc.**,
Tosu-shi, Saga (JP)

(**) Term: **14 Years**

(21) Appl. No.: **29/385,184**

(22) Filed: **Feb. 10, 2011**

(30) **Foreign Application Priority Data**

Aug. 11, 2010 (JP) D2010-019694

(51) **LOC (9) Cl.** **24-04**

(52) **U.S. Cl.** **D24/189**

(58) **Field of Classification Search** D24/188-189;
424/447-449; 602/41-47, 52, 58; 428/40.1,
428/43, 57, 139, 343, 352; 604/304, 306-307
See application file for complete search history.

(56) **References Cited**

U.S. PATENT DOCUMENTS

2,613,696	A *	10/1952	MacIntyre	139/418
3,342,183	A *	9/1967	Edenbaum	604/307
D267,510	S *	1/1983	Golub	D24/189
4,564,010	A *	1/1986	Coughlan et al.	604/307
4,587,146	A *	5/1986	Anhauser et al.	428/42.2
4,627,429	A *	12/1986	Tsuk	604/307

(Continued)

FOREIGN PATENT DOCUMENTS

JP 58-176931 11/1983

(Continued)

OTHER PUBLICATIONS

Korean Office Action, Application No. 30-2011-0004972, dated Mar. 29, 2012.

Primary Examiner — T. Chase Nelson

Assistant Examiner — Michelle E Wilson

(74) *Attorney, Agent, or Firm* — Leydig, Voit & Mayer, Ltd.

(57) **CLAIM**

The ornamental design for a medical transdermal patch, as shown and described.

DESCRIPTION

The patent or application file contains at least one drawing executed in color. Copies of this patent or patent application publication with color drawing(s) will be provided by the Office upon request and payment of the necessary fee.

FIG. 1 is a front view of a medical transdermal patch of the present invention.

FIG. 2 is a rear view of the medical transdermal patch of FIG. 1.

FIG. 3 is a top plan view of the medical transdermal patch of FIG. 1.

FIG. 4 is a bottom view of the medical transdermal patch of FIG. 1.

FIG. 5 is a right side view of the medical transdermal patch of FIG. 1.

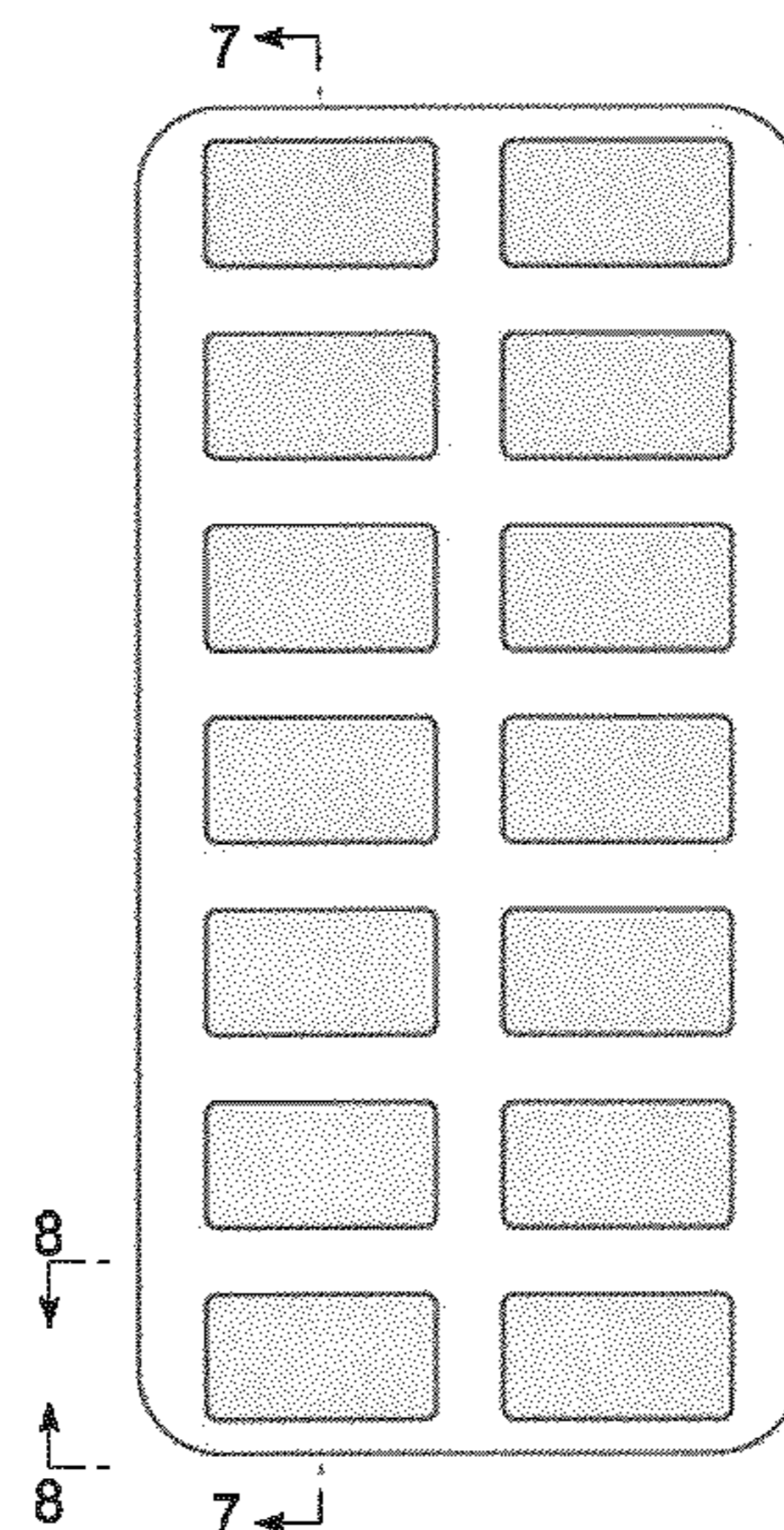
FIG. 6 is a left side view of the medical transdermal patch of FIG. 1.

FIG. 7 is an end view of the 7-7 portion of the medical transdermal patch of FIG. 1;

FIG. 8 is an enlarged end view of the 7-7 portion of the 8-8 section of the medical transdermal patch of FIG. 1; and,

FIG. 9 is a reference view of the medical transdermal patch of FIG. 1, showing a transdermal patch partially peeled off.

1 Claim, 9 Drawing Sheets
(3 of 9 Drawing Sheet(s) Filed in Color)



US D670,395 S

Page 2

U.S. PATENT DOCUMENTS

D292,826 S * 11/1987 Sproles D24/189
4,808,172 A * 2/1989 Murata 604/306
5,052,381 A * 10/1991 Gilbert et al. 602/52
5,056,510 A * 10/1991 Gilman 602/52
5,266,371 A * 11/1993 Sugii et al. 428/41.5
D352,782 S * 11/1994 Kirk et al. D24/189
D357,742 S * 4/1995 Peery et al. D24/189
D362,505 S * 9/1995 Fabricant D24/189
D369,907 S * 5/1996 Sayovitz et al. D5/53
D370,127 S * 5/1996 Bonaddio et al. D5/58
D372,098 S * 7/1996 Lattin et al. D24/189
D382,343 S * 8/1997 Wandell et al. D24/189
D384,745 S * 10/1997 Lattin et al. D24/189
D385,038 S * 10/1997 Shultz D24/189
D389,581 S * 1/1998 Fein D24/189
5,998,694 A * 12/1999 Jensen et al. 602/57
D424,699 S * 5/2000 Allen D24/189
D477,086 S * 7/2003 Tsuruda et al. D24/189
D495,056 S * 8/2004 Watanabe D24/189
D509,299 S * 9/2005 Watanabe D24/189
D571,922 S * 6/2008 Freeland D24/189
D572,367 S * 7/2008 Freeland D24/189
D572,824 S * 7/2008 Propp D24/189
D572,825 S * 7/2008 Freeland D24/189
D600,354 S * 9/2009 Sachi D24/189

D604,424 S * 11/2009 Coubetergues D24/189
D605,299 S * 12/2009 Iwahashi et al. D24/189
D609,922 S * 2/2010 Bridges et al. D5/53
D618,810 S * 6/2010 Tanigawa et al. D24/189
D620,122 S * 7/2010 Cotton D24/189
D620,123 S * 7/2010 Igwebuike D24/189
D625,017 S * 10/2010 Iwahashi et al. D24/189
D625,018 S * 10/2010 Smith et al. D24/189
D631,166 S * 1/2011 Leffew et al. D24/189
2009/0281471 A1 * 11/2009 Iwahashi et al. 602/54

FOREIGN PATENT DOCUMENTS

JP 814530 7/1991
JP 1040023 6/1999
JP D1062548 3/2000
JP 2000-256185 9/2000
JP D1091685 11/2000
JP D1203424 4/2004
JP D1227399 1/2005
JP D1264231 3/2006
KR 30-1988-0000938 1/1988
KR 300335503 10/2003
TW D100649 10/2004
TW D129244 6/2009

* cited by examiner

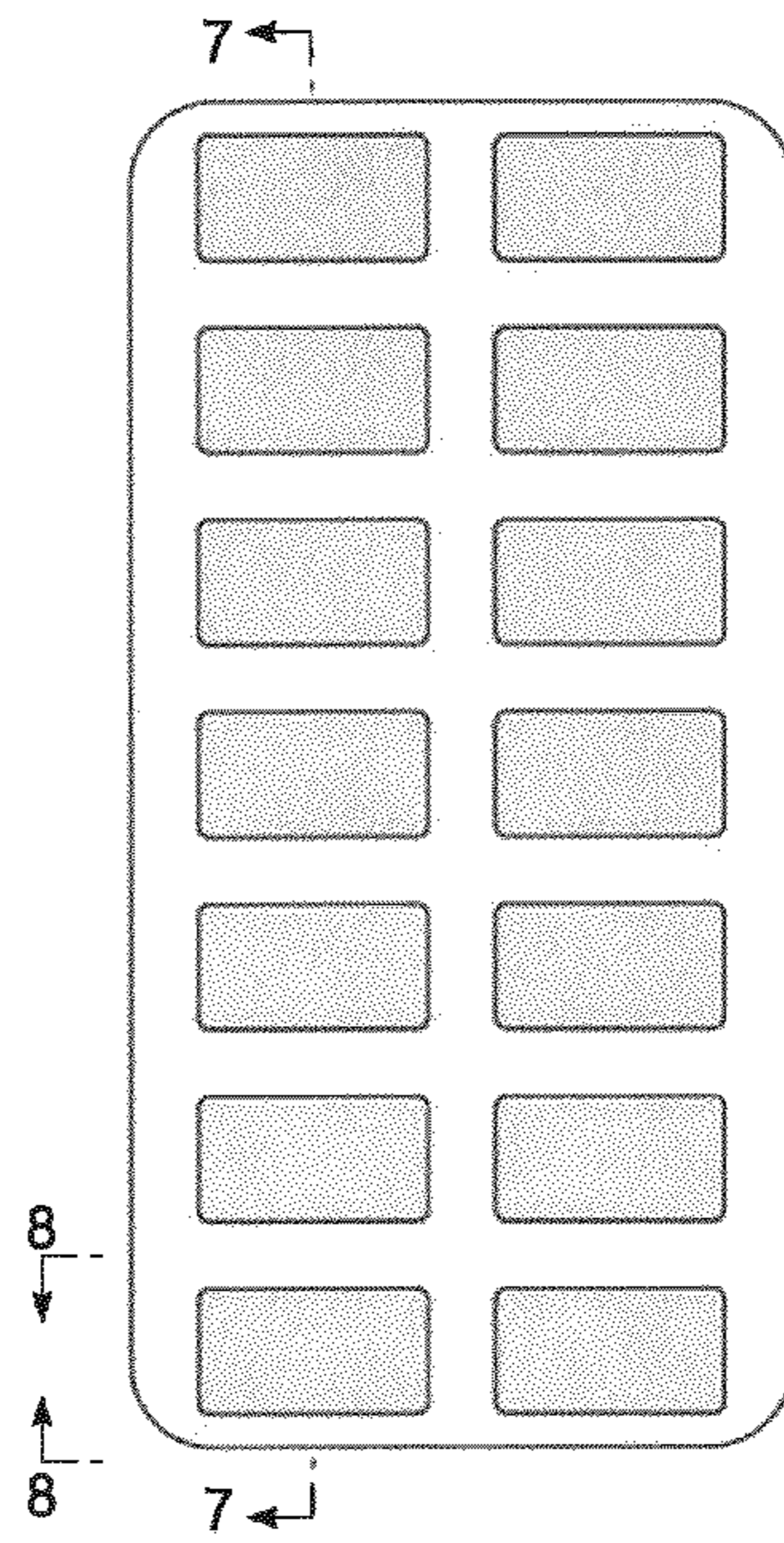


Fig.1




Fig. 2




Fig. 3




Fig. 4



Fig. 5



Fig. 6



Fig. 7



Fig.8

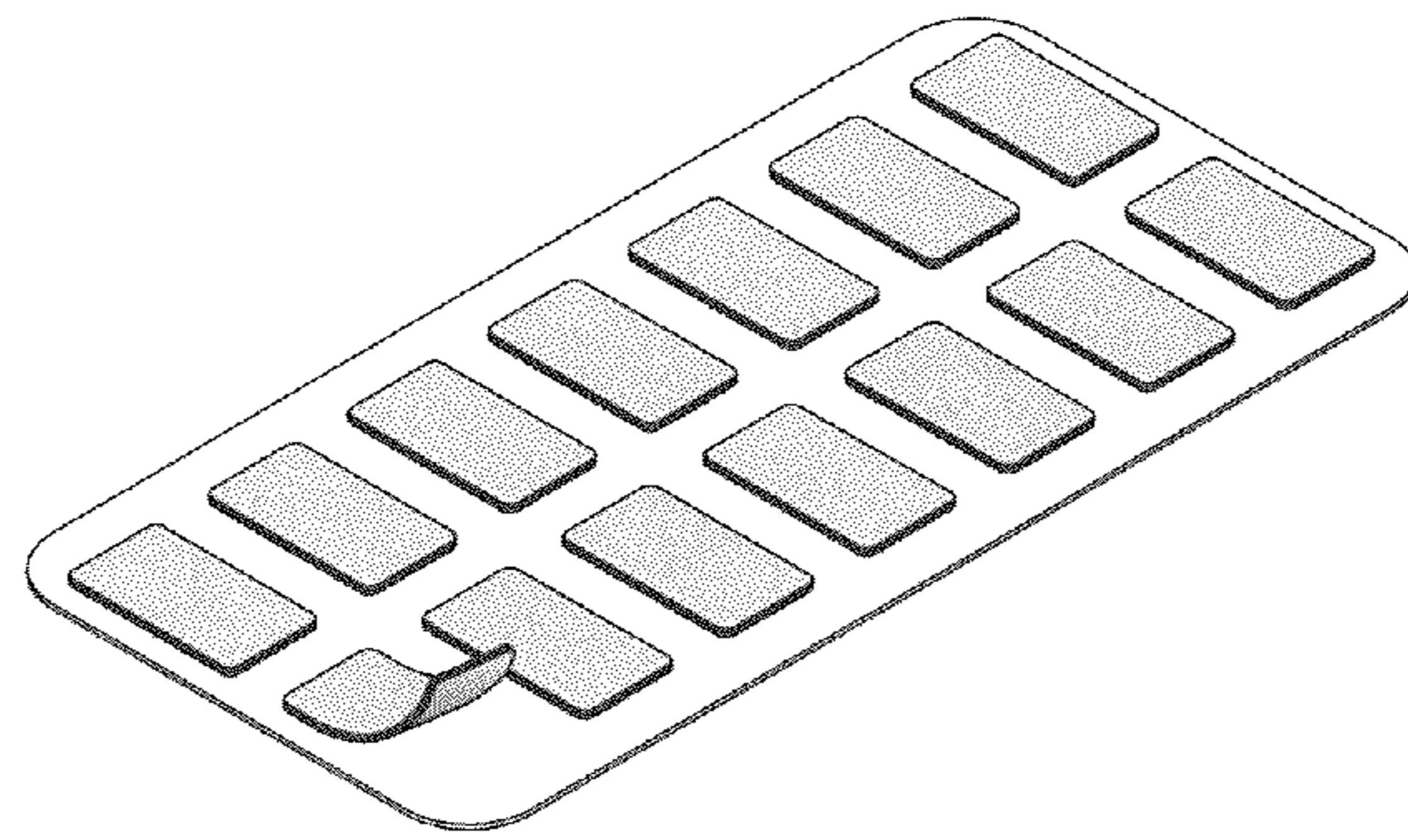


Fig. 9