



US00D670354S

(12) **United States Design Patent**
Tran

(10) **Patent No.:** **US D670,354 S**

(45) **Date of Patent:** **** Nov. 6, 2012**

(54) **PEDICURE SPA BASE**

(75) Inventor: **Minh Sang Tran**, Cambridge (CA)

(73) Assignee: **Gulfstream Inc.** (CA)

(**) Term: **14 Years**

(21) Appl. No.: **29/369,763**

(22) Filed: **Sep. 13, 2010**

(51) **LOC (9) Cl.** **24-04**

(52) **U.S. Cl.** **D23/204**

(58) **Field of Classification Search** D24/204,
D24/213; D6/338, 501, 495, 340; 601/27-32,
601/64, 157-158

See application file for complete search history.

(56) **References Cited**

U.S. PATENT DOCUMENTS

2,580,981 A	1/1952	Webster
D219,323 S	11/1970	Bost
D250,206 S	11/1978	Levin
D251,202 S	2/1979	Charewicz
4,620,529 A	11/1986	Kurosawa
D288,729 S	3/1987	Meyerovich et al.
D288,993 S	3/1987	Grimsrud
D342,165 S	12/1993	Marshall et al.
D346,043 S	4/1994	Galati et al.
5,697,921 A	12/1997	Blair
D412,600 S	8/1999	Oh et al.
D424,819 S	5/2000	Galati et al.
D429,379 S	8/2000	Kim
D429,380 S	8/2000	Fontier et al.
D431,637 S	10/2000	Palmer
D434,916 S	12/2000	Galati, Jr. et al.
D435,937 S	1/2001	Back et al.
D439,082 S	3/2001	Su

D439,083 S	3/2001	Tseng
D451,321 S	12/2001	Chi
D454,705 S	3/2002	Long et al.
D455,017 S	4/2002	Tran
D455,566 S	4/2002	Park
D456,154 S	4/2002	Huynh et al.
D457,018 S	5/2002	Park

(Continued)

OTHER PUBLICATIONS

Continuum Pedicure Spas—Pedicure Chairs, Spas and Salon Equipment, retrieved from internet on Jan. 27, 2010, <http://www.salonpedicurespas.com/>, p. 1 of 1.

Primary Examiner — Robert Delehanty

(74) *Attorney, Agent, or Firm* — Jones, Walker, Waechter, Poitevent, Carrere & Denegre, LLP

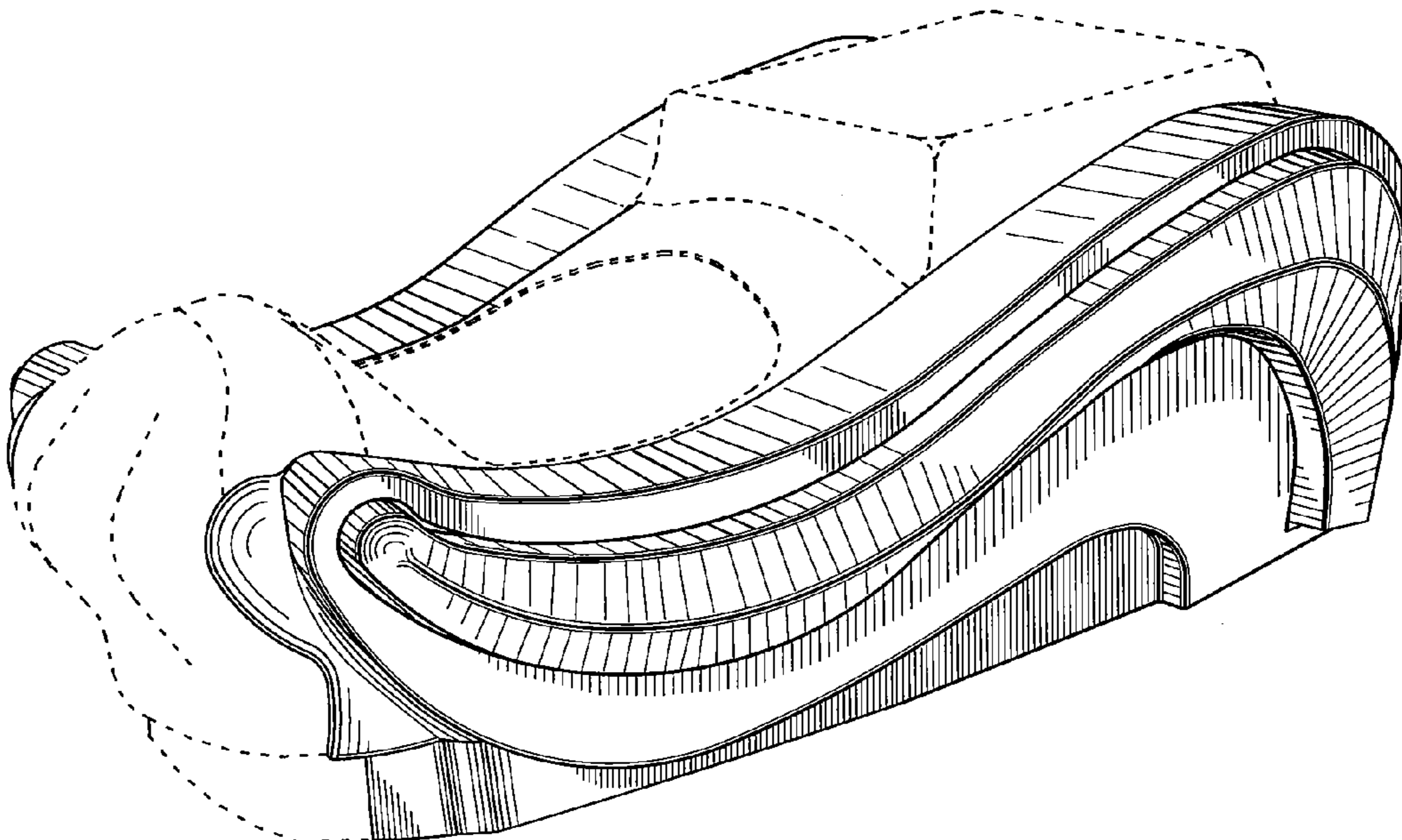
(57) **CLAIM**

The ornamental design for a pedicure spa base, as shown and described.

DESCRIPTION

FIG. 1 is a prospective front-side view of the pedicure spa base.
FIG. 2 is a prospective rear-side view of the pedicure spa base.
FIG. 3 is a top view of the pedicure spa base.
FIG. 4 is a left-side view of the pedicure spa base.
FIG. 5 is a right view of the pedicure spa base.
FIG. 6 is a front view of the pedicure spa base.
FIG. 7 is a rear view of the pedicure spa base; and,
FIG. 8 is a prospective top view of the pedicure spa base showing the location of the spa chair and spa basin.
The broken lines in the drawings are for illustrative purposes only and form no part of the claimed design.

1 Claim, 7 Drawing Sheets



US D670,354 S

Page 2

U.S. PATENT DOCUMENTS

D465,113 S	11/2002	Chen	D569,135 S	5/2008	Galati, Jr. et al.
6,503,212 B2	1/2003	Park	D569,986 S	5/2008	Ton
D472,720 S	4/2003	Cheng	D571,018 S	6/2008	Ton et al.
D475,558 S	6/2003	Chen	D571,565 S	6/2008	Cheng
D479,919 S	9/2003	Genelli et al.	D571,961 S	6/2008	Nguyen
D498,599 S	11/2004	Luong	D574,502 S	8/2008	Ton
6,880,182 B2	4/2005	Gruenwald	D576,806 S	9/2008	Le
D504,783 S	5/2005	Park	D576,807 S	9/2008	Le
D505,021 S	5/2005	Kim	D583,171 S	12/2008	Tran
D520,791 S	5/2006	Solowieg	D583,576 S	12/2008	Tran
D526,505 S	8/2006	Gruenwald et al.	D588,707 S	3/2009	Mai et al.
D541,060 S	4/2007	Fugate et al.	D589,285 S	3/2009	Tran
D546,957 S	7/2007	Ton	D591,963 S	5/2009	Lifeng
D549,876 S	8/2007	Le	D612,509 S	3/2010	Tran
D549,999 S	9/2007	Fugate et al.	D615,326 S	5/2010	Tran
D556,480 S	12/2007	Tran	D616,560 S *	5/2010	Cong D24/204
D560,310 S	1/2008	Le	D618,815 S *	6/2010	Dang D24/204
D561,903 S	2/2008	Ton	D622,858 S *	8/2010	Jan D24/204
D562,575 S	2/2008	Le	D644,847 S *	9/2011	Nguyen D6/336
D563,558 S	3/2008	Ton	2004/0060108 A1	4/2004	Hoon Park
D564,099 S	3/2008	Ton et al.	2004/0177438 A1	9/2004	Gruenwald
D565,739 S	4/2008	Tran	2006/0242760 A1	11/2006	Chao
D566,407 S	4/2008	Gay	2007/0226896 A1	10/2007	Fugate et al.
D568,485 S	5/2008	Ton	2007/0226897 A1	10/2007	Fugate

* cited by examiner

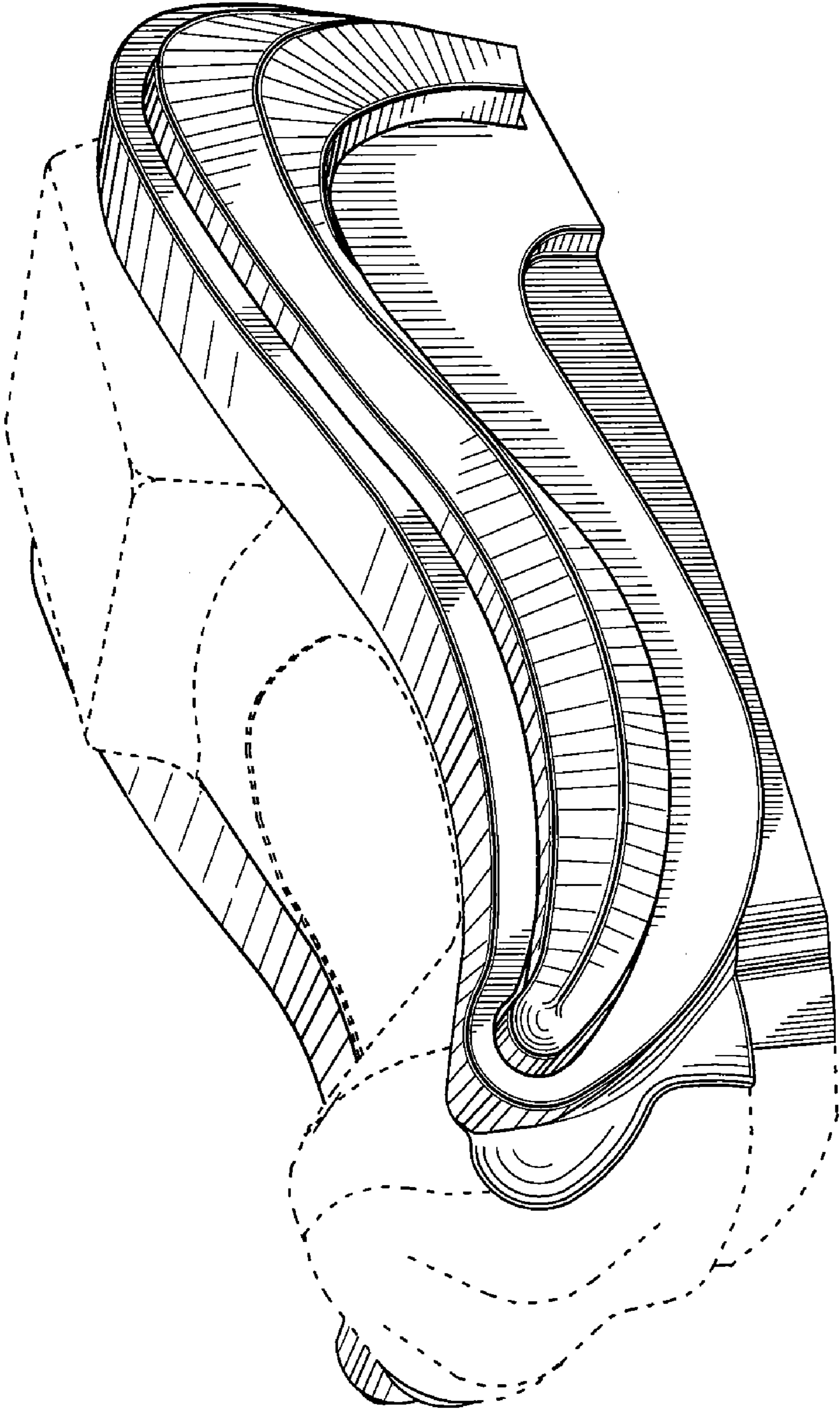


FIG.1

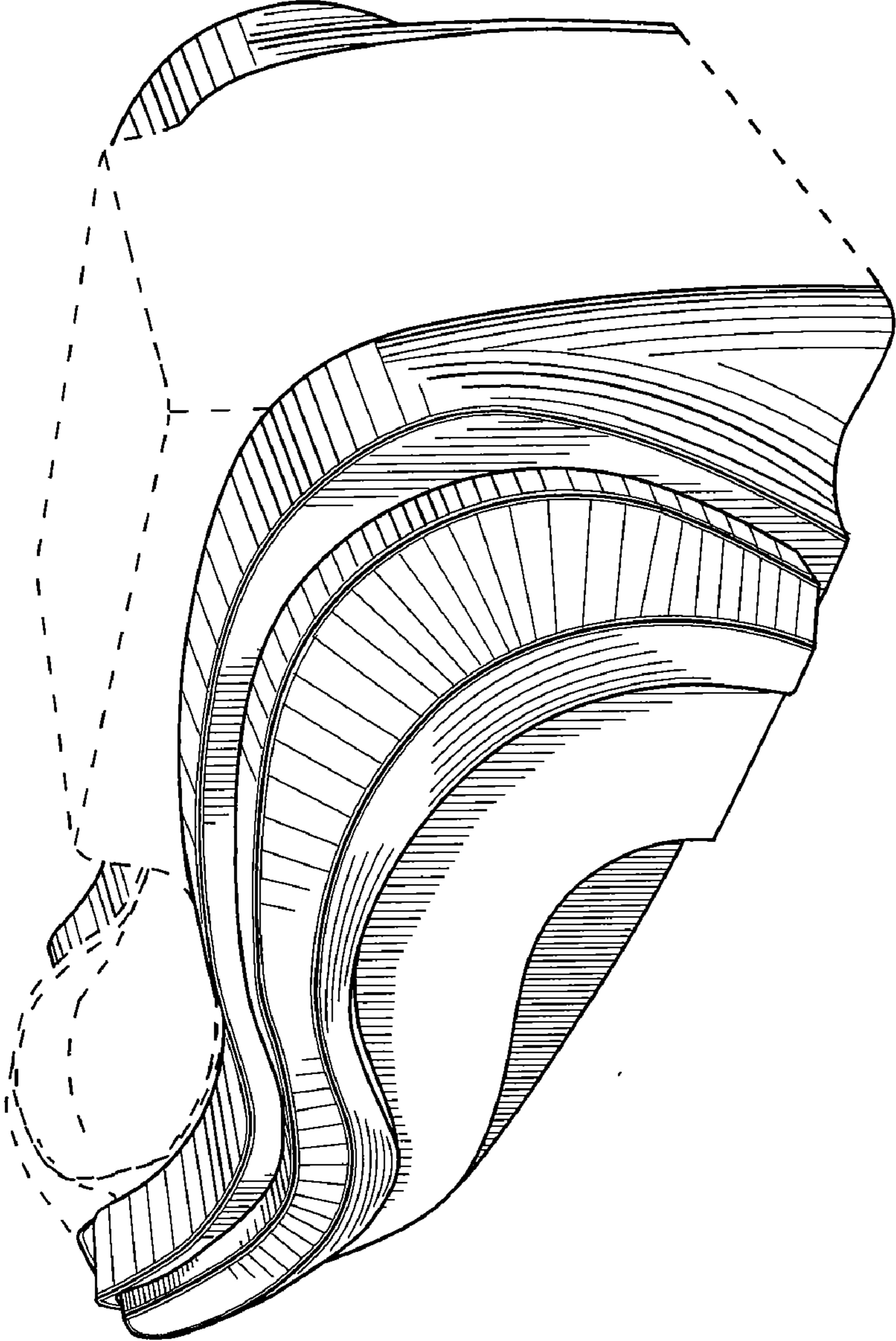


FIG.2

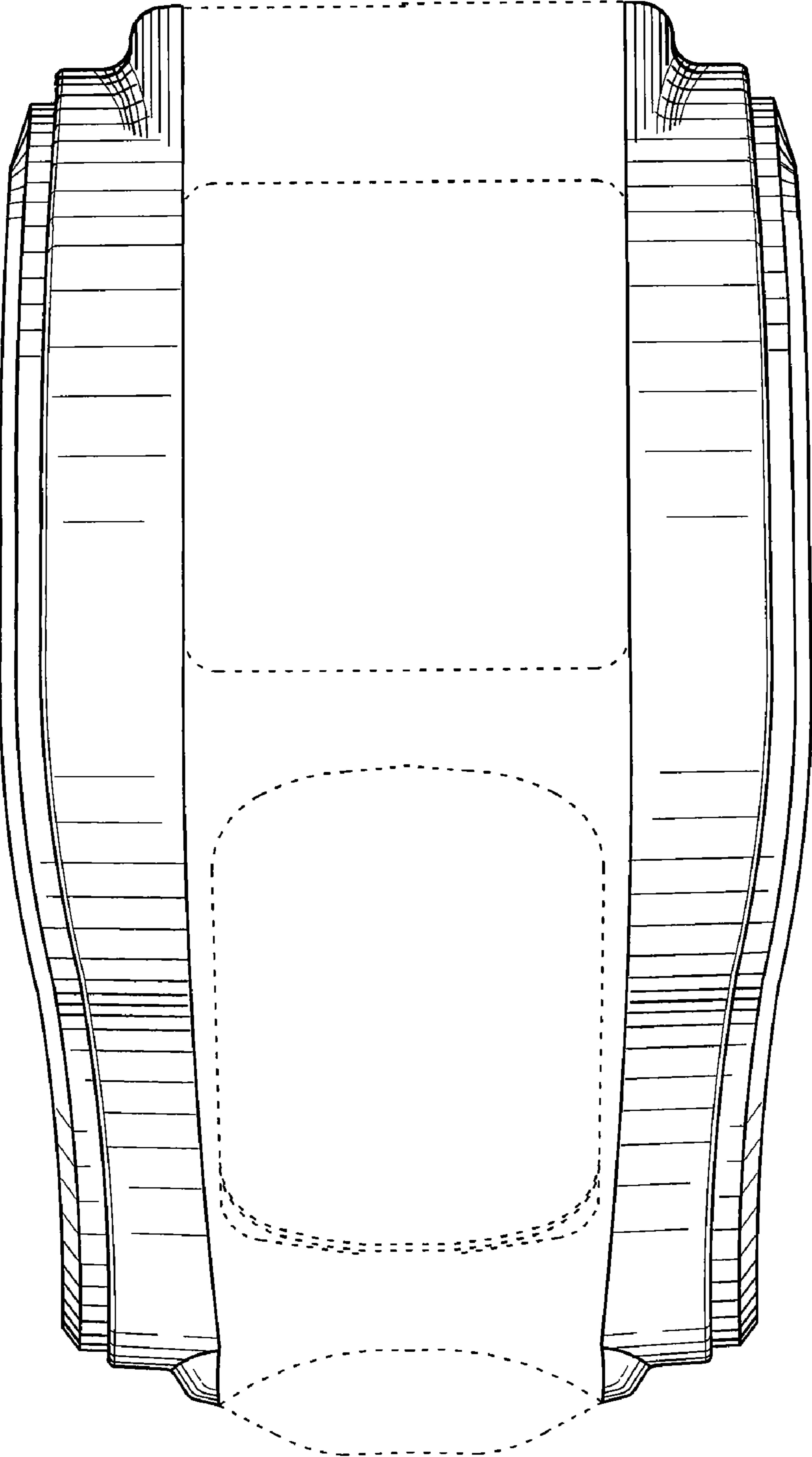


FIG.3

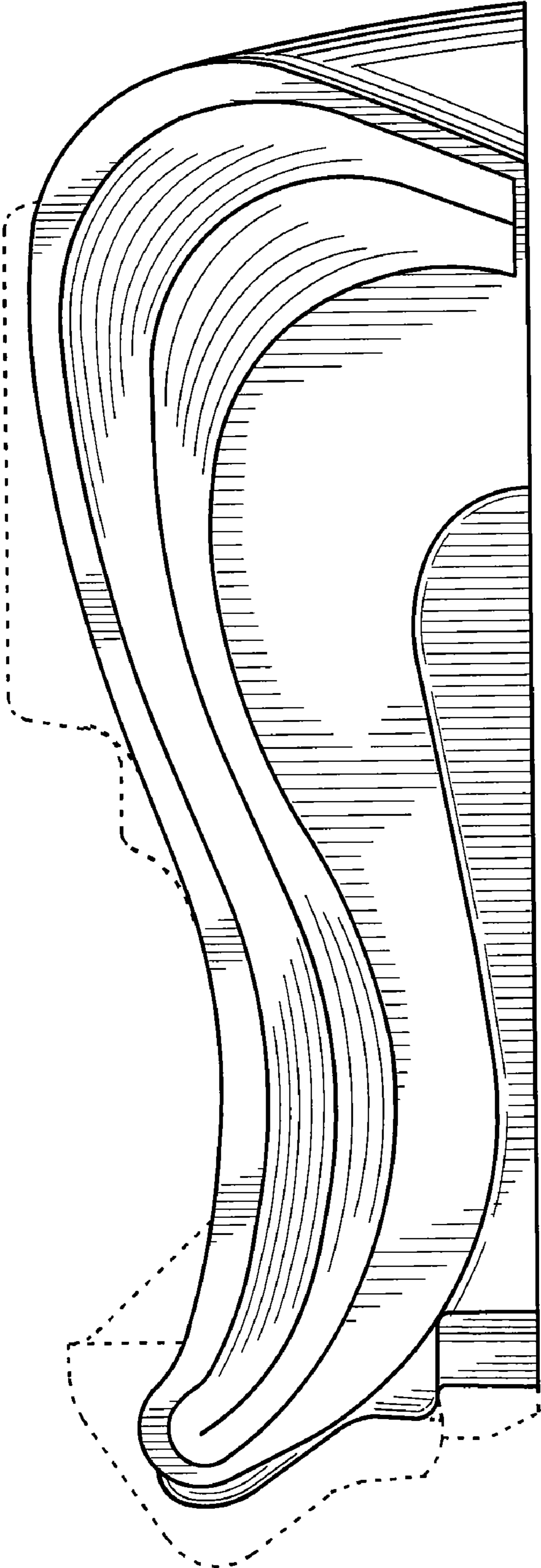


FIG.4

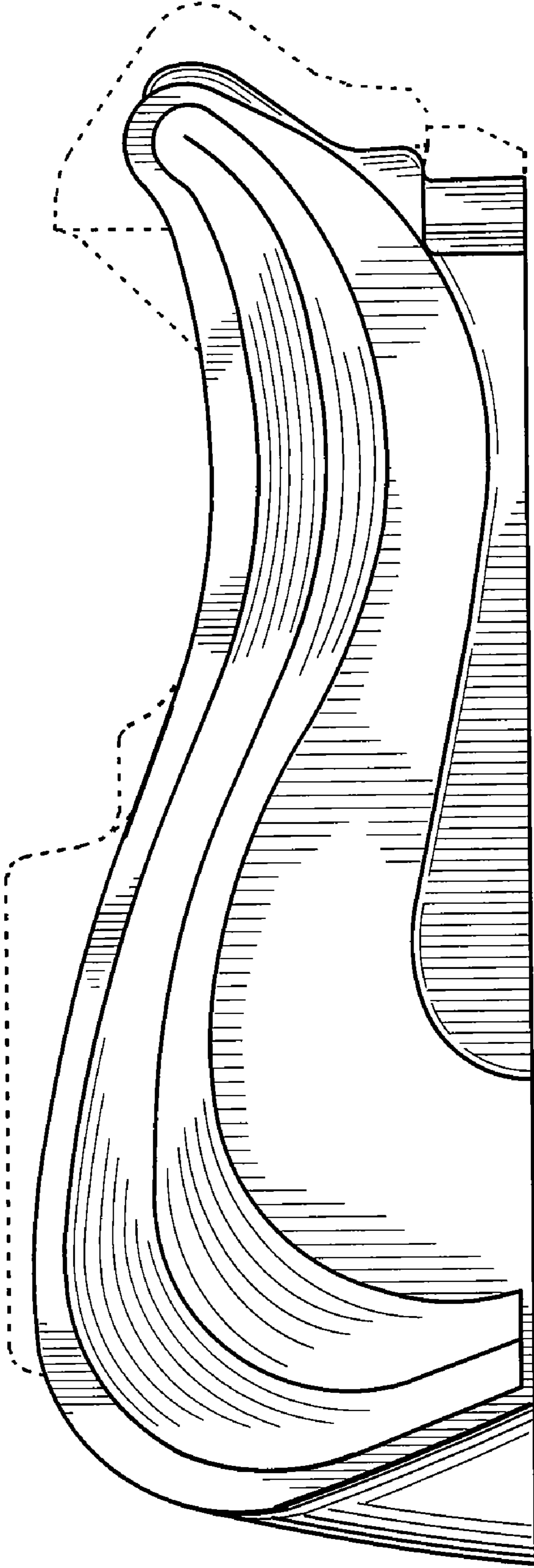


FIG.5




FIG. 6

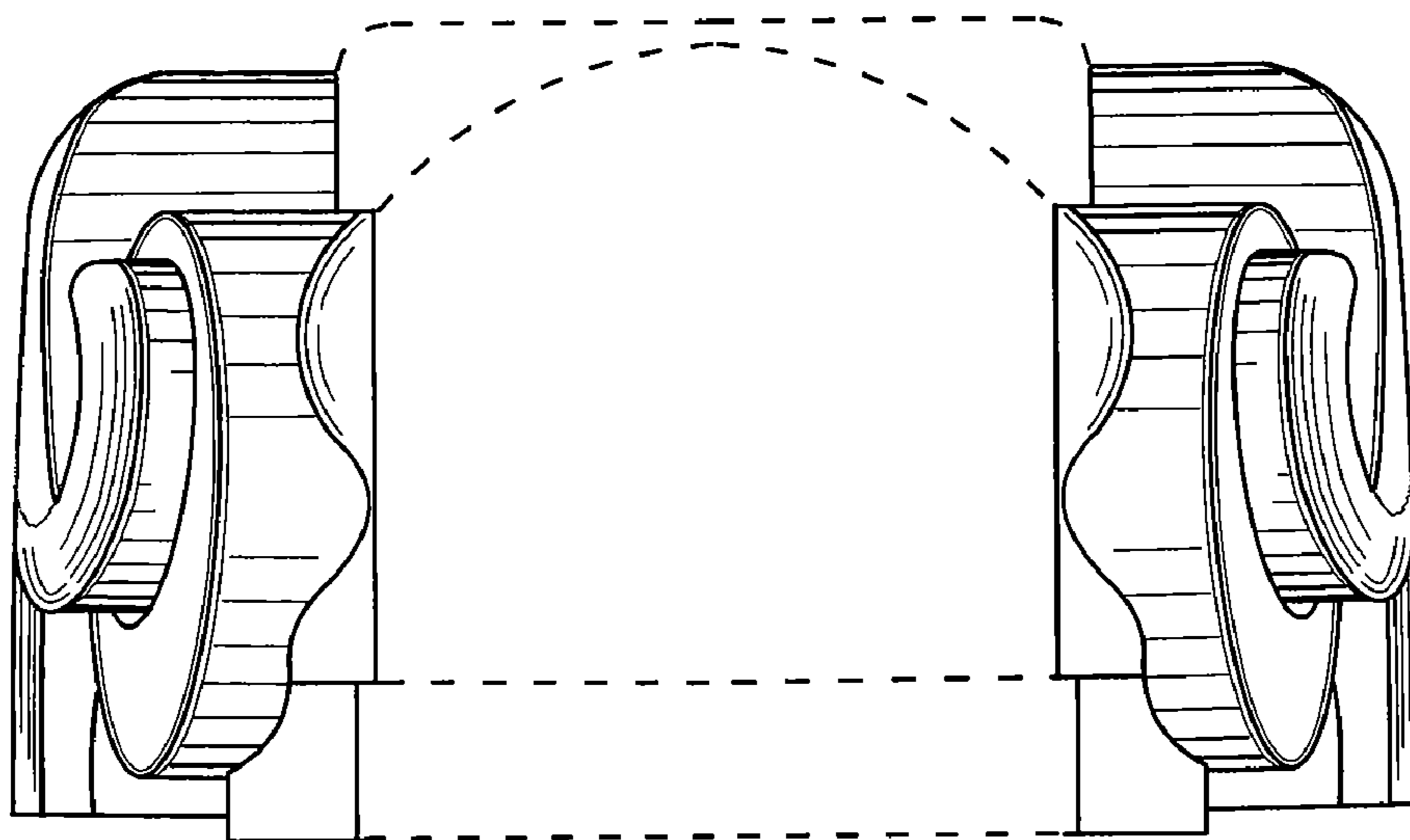


FIG. 7

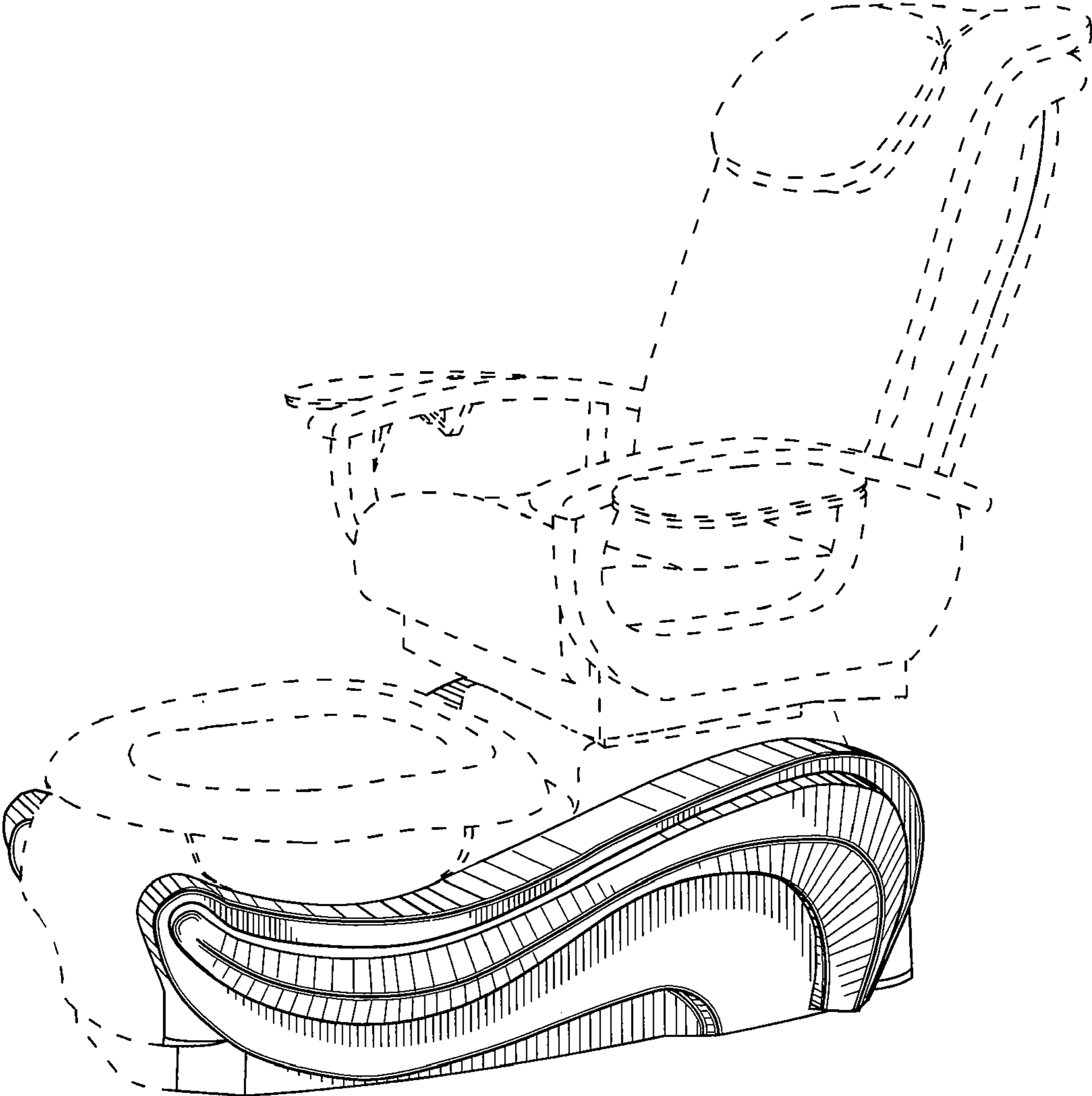


FIG.8