



US00D670345S

(12) **United States Design Patent**  
**Guarrasi**

(10) **Patent No.:** **US D670,345 S**

(45) **Date of Patent:** **\*\* Nov. 6, 2012**

(54) **EXERCISE RESISTANCE BAND**

(76) Inventor: **Gasper Guarrasi**, Long Beach, CA  
(US)

(\*\*) Term: **14 Years**

(21) Appl. No.: **29/392,903**

(22) Filed: **May 27, 2011**

(51) **LOC (9) Cl.** ..... **21-02**

(52) **U.S. Cl.** ..... **D21/692; D21/662**

(58) **Field of Classification Search** ..... D21/662,  
D21/684, 686, 692; 482/51, 52, 121, 122,  
482/123, 124, 125, 126, 127, 907, 91; D24/189,  
D24/206

See application file for complete search history.

(56) **References Cited**

U.S. PATENT DOCUMENTS

1,945,134	A *	1/1934	Brunk	.....	482/126
D203,836	S *	2/1966	Hass et al.	.....	D21/692
4,570,929	A *	2/1986	Shoemaker	.....	482/125
4,690,402	A *	9/1987	Basting	.....	482/125
D328,320	S *	7/1992	Hliang	.....	D21/692
D370,949	S *	6/1996	Furner	.....	D21/671
5,591,105	A *	1/1997	Dalebout et al.	.....	482/52
5,816,984	A *	10/1998	Weiss	.....	482/121
D499,775	S *	12/2004	Potak et al.	.....	D21/692
D532,062	S *	11/2006	Potak et al.	.....	D21/692
D556,333	S *	11/2007	Hoffman et al.	.....	D24/206
D616,951	S *	6/2010	Imamura	.....	D21/692
2007/0105696	A1 *	5/2007	Castel et al.	.....	482/121

\* cited by examiner

*Primary Examiner* — Susan E Krakower

(74) *Attorney, Agent, or Firm* — Charter IP, LLC; Matthew J. Lattig

(57) **CLAIM**

The ornamental design for an exercise resistance band, as shown and described.

**DESCRIPTION**

FIG. 1 is a top plan view of an exercise resistance band showing my new design.

FIG. 2 is a right side elevational view thereof, the left side elevational view being a mirror image of the right side elevational view and therefore not illustrated.

FIG. 3 is a front elevational view thereof, the rear elevational view being a mirror image of the front elevational view thereof not illustrated.

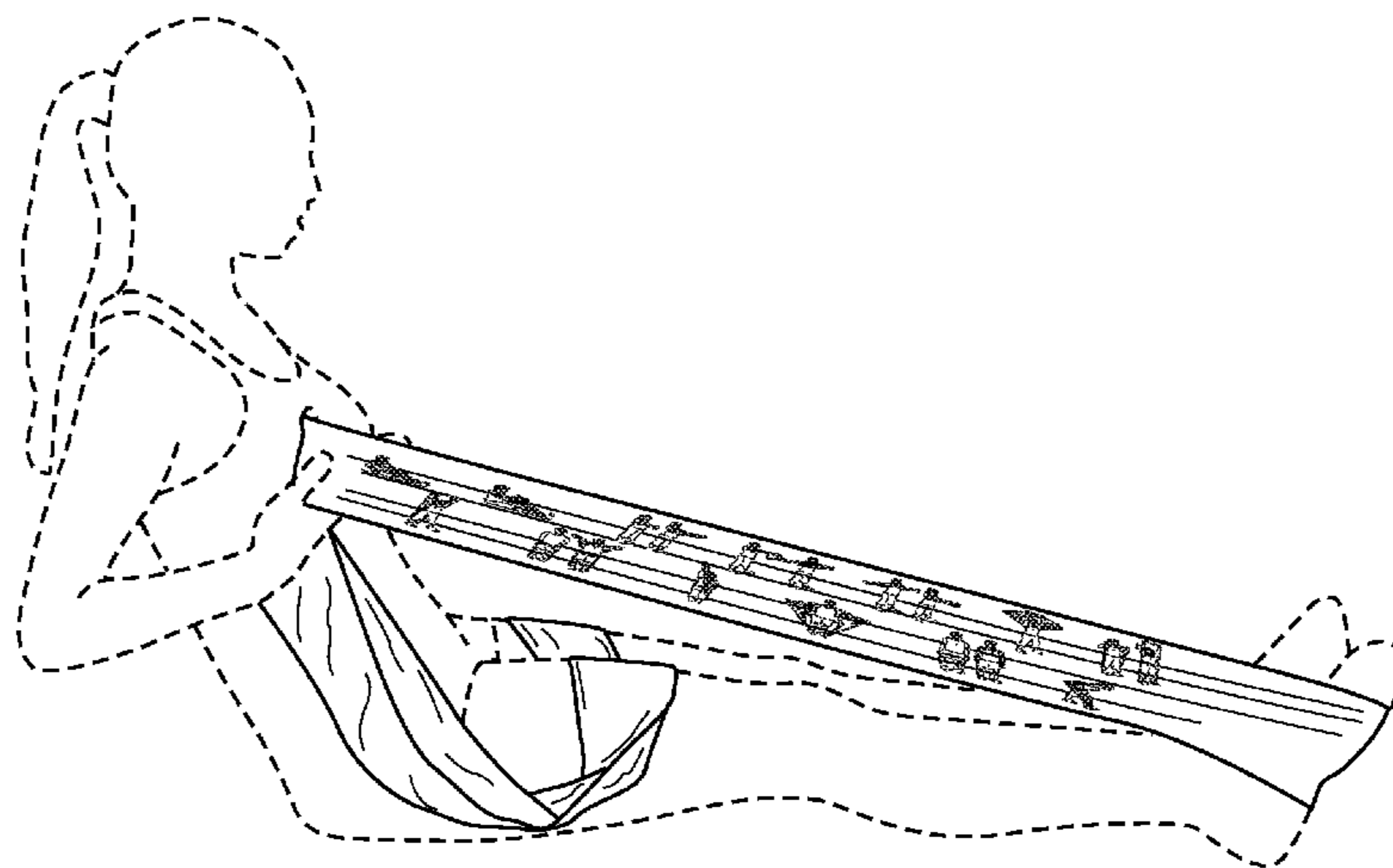
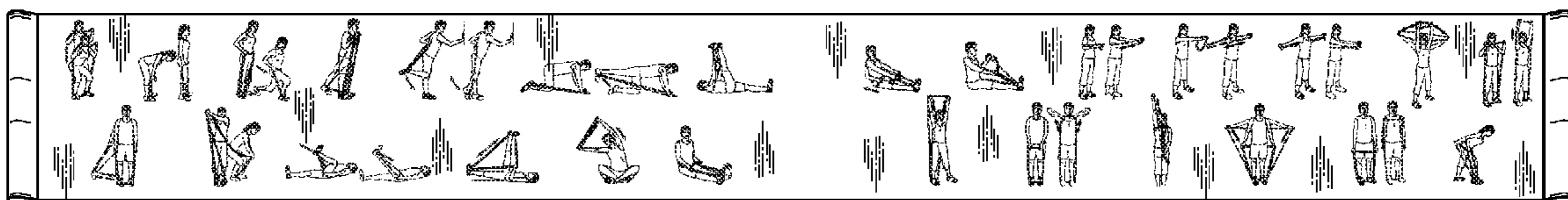
FIG. 4 is a perspective view thereof, shown in condition of use; and,

FIG. 5 is a perspective view thereof for example purposes only, showing the band being stretched during an exercise.

The bottom of the exercise resistance band is flat and unornamented.

The broken lines illustrate environmental structure and form no part of the claimed design.

**1 Claim, 3 Drawing Sheets**



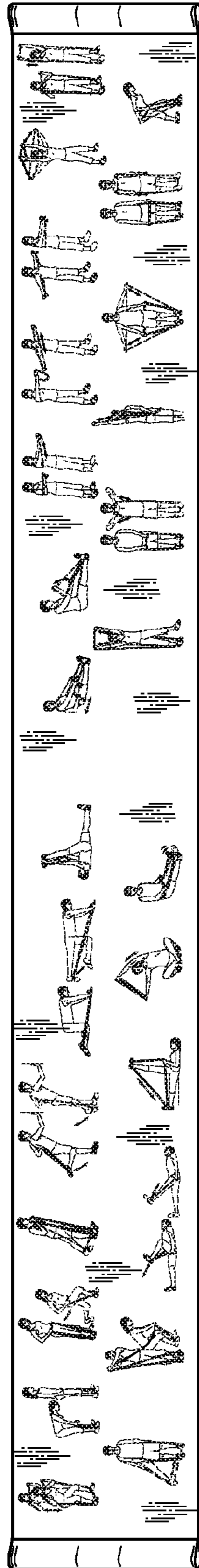


FIG. 1



FIG. 2



FIG. 3

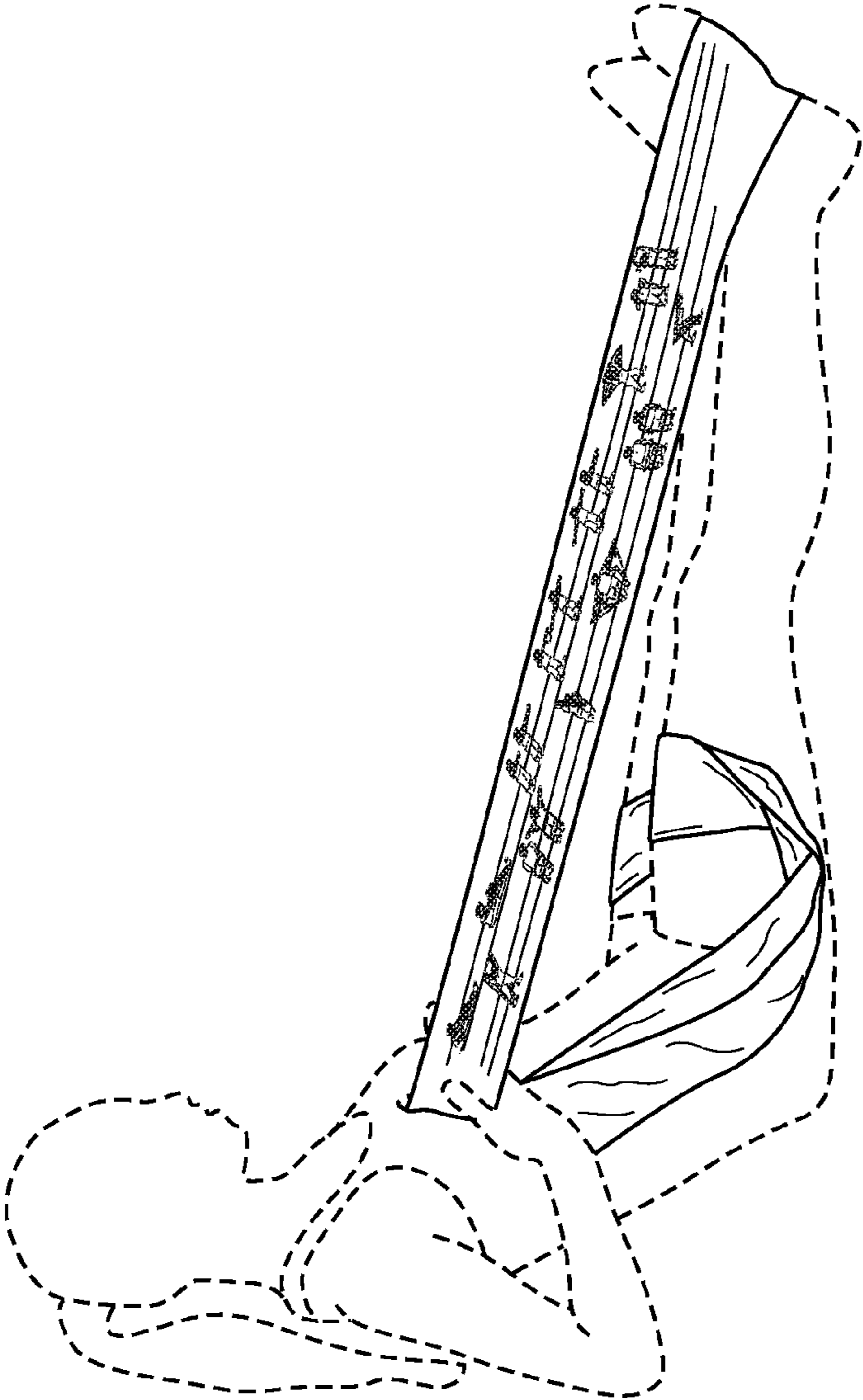


FIG. 4

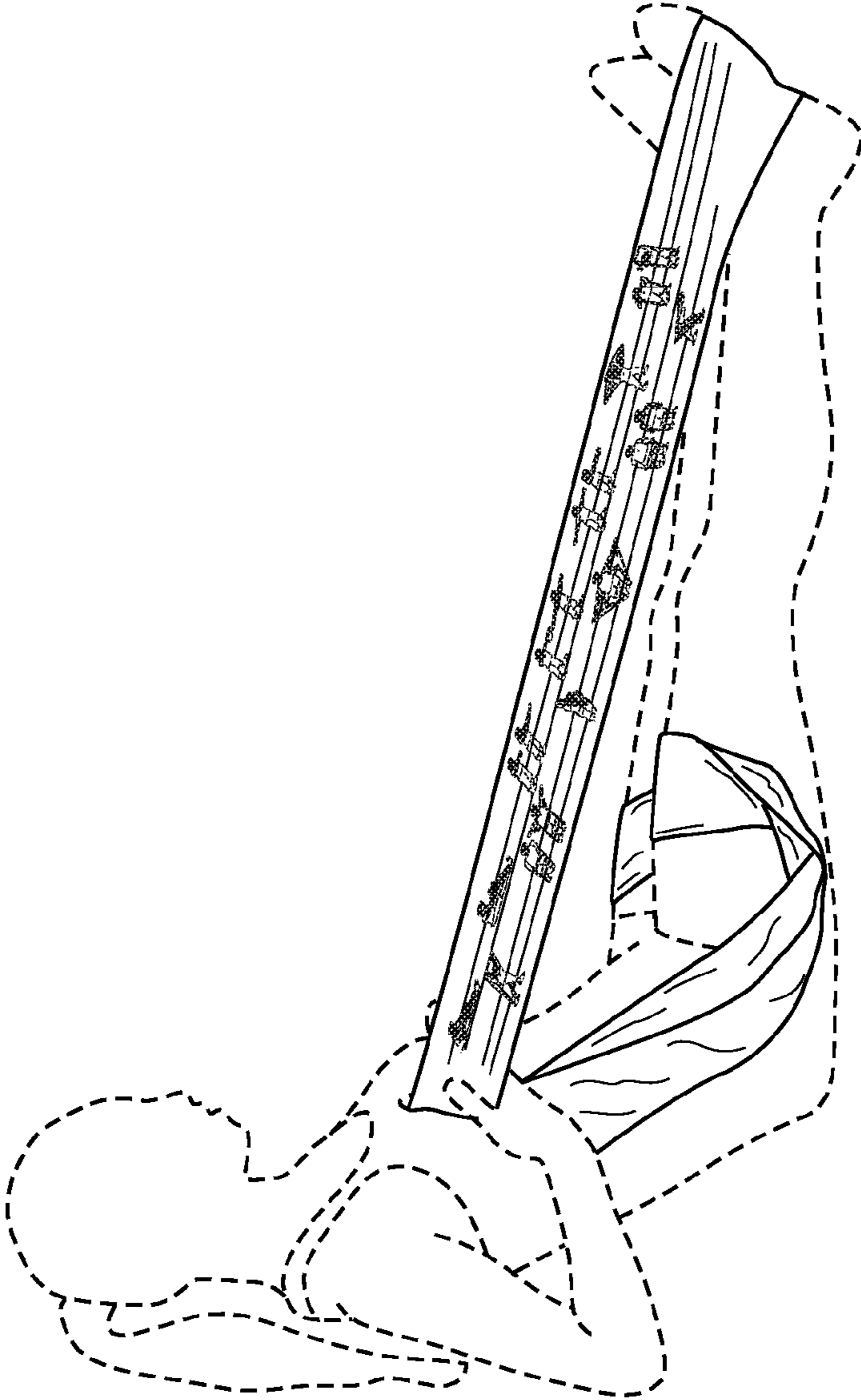


FIG. 5