



US00D670334S

(12) **United States Design Patent**
Hanson

(10) **Patent No.:** **US D670,334 S**

(45) **Date of Patent:** **** Nov. 6, 2012**

(54) **TYPING TOOL**

(76) Inventor: **Christopher M. Hanson**, Bridgewater,
MA (US)

(**) Term: **14 Years**

(21) Appl. No.: **29/397,311**

(22) Filed: **Jul. 14, 2011**

(51) **LOC (9) Cl.** **19-06**

(52) **U.S. Cl.** **D19/55**

(58) **Field of Classification Search** D4/103;
D14/411; D19/35, 36, 41-51, 54-58, 65,
D19/99, 100; D28/56; D29/114; 15/227,
15/443; 345/179; 401/6, 7, 8

See application file for complete search history.

(56) **References Cited**

U.S. PATENT DOCUMENTS

1,091,892	A *	3/1914	Poteat	294/25
1,380,960	A *	6/1921	Hmenia	223/101
1,770,426	A *	7/1930	Paris et al.	15/424
2,151,846	A *	3/1939	Greneker	81/177.3
2,509,837	A *	5/1950	Niizawa	401/7
D212,981	S *	12/1968	Laybourne	D19/41
3,505,700	A *	4/1970	Rodriguez	15/160
3,887,286	A *	6/1975	Bucey	401/7
D238,357	S *	1/1976	Di Carlo	D19/36
D246,904	S *	1/1978	MacIntosh	D19/41
4,084,824	A	4/1978	Kalivas	
4,127,338	A *	11/1978	Laybourne	401/8
4,174,130	A *	11/1979	Mayfield	294/25
D254,854	S *	4/1980	Texidor	D19/36
D259,547	S *	6/1981	Texidor	D11/2
4,738,556	A *	4/1988	Brown	401/7
D297,276	S *	8/1988	Siler et al.	D32/46
D321,421	S *	11/1991	Zettle	D32/41
D333,676	S *	3/1993	Bedol	D19/36
5,314,260	A *	5/1994	Andersson	401/7
5,391,010	A *	2/1995	Gorbunov	401/8
5,529,415	A *	6/1996	Bishop	401/7
5,555,602	A *	9/1996	Leamond	15/428

5,640,713	A	6/1997	Ping	
D389,185	S *	1/1998	O'Mara et al.	D19/36
5,875,489	A *	3/1999	Couto	2/21
5,885,018	A *	3/1999	Sato	401/8
D418,494	S *	1/2000	Robb	D14/411
D418,540	S *	1/2000	Robb	D14/411
D440,570	S *	4/2001	Schneider	D14/411
6,225,988	B1 *	5/2001	Robb	345/179
D443,301	S *	6/2001	Robb	D19/36
6,249,277	B1 *	6/2001	Varveris	345/179
D459,808	S	7/2002	Safieh	
D488,588	S *	4/2004	Murphy	D29/114
6,905,271	B1 *	6/2005	Short	401/8
D517,796	S *	3/2006	Storm	D3/29
D544,484	S *	6/2007	Hussaini et al.	D14/411
D576,625	S *	9/2008	Trigg et al.	D14/411
D578,534	S *	10/2008	Shi et al.	D14/411
7,476,043	B1 *	1/2009	Rivas	401/7
D605,407	S	12/2009	Wagner	
D616,447	S *	5/2010	Smith	D14/411
7,722,271	B1 *	5/2010	Harvin	401/8
D653,813	S *	2/2012	Rogers	D29/114
D662,500	S *	6/2012	OQuin	D14/411

(Continued)

Primary Examiner — Elizabeth Albert

(57) **CLAIM**

The ornamental design for a typing tool, as shown and described.

DESCRIPTION

FIG. 1 is a perspective view of a typing tool showing my new design;

FIG. 2 is a front view (back view is mirror image) thereof;

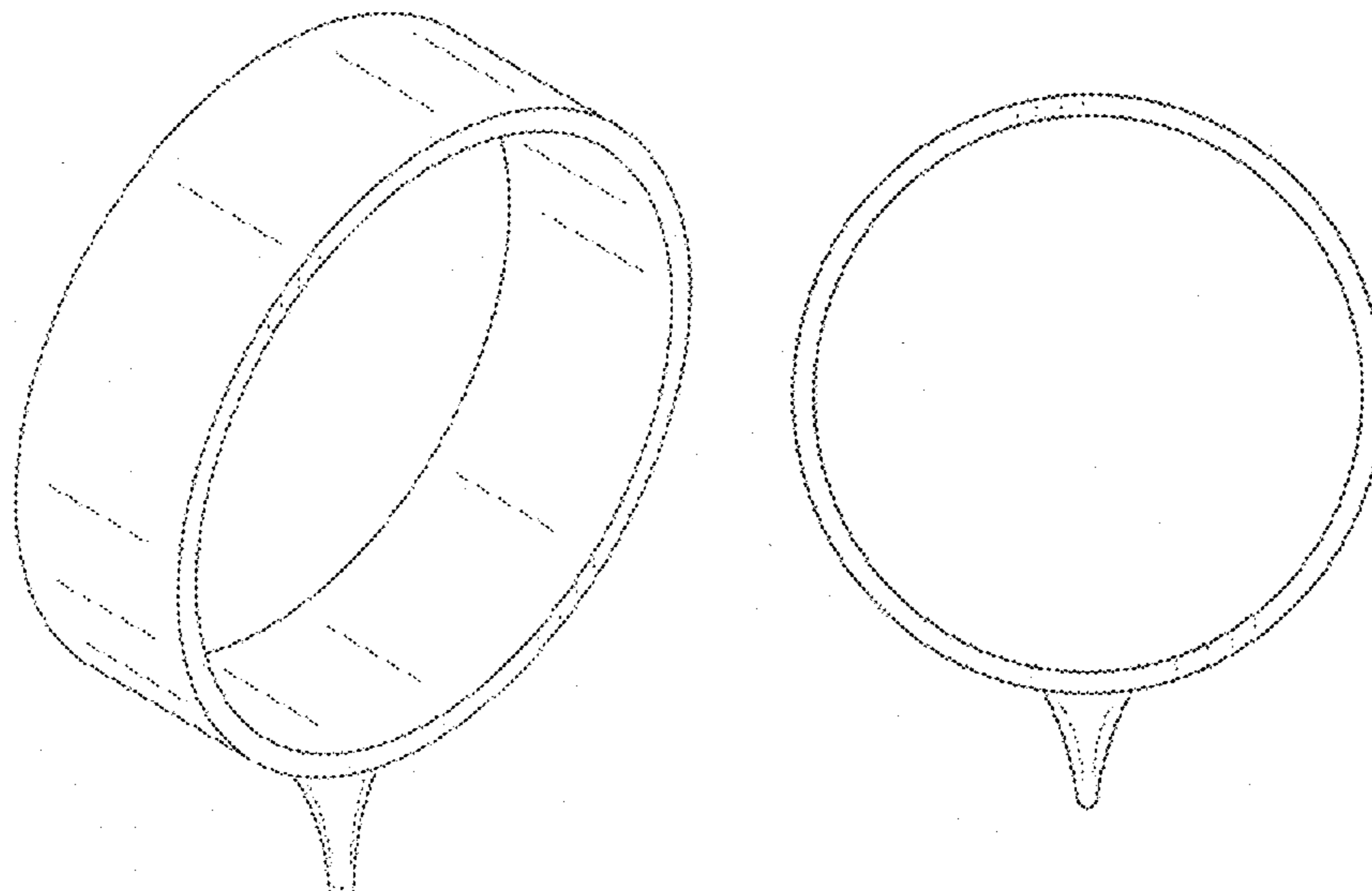
FIG. 3 is a side view (opposite side view is mirror image) thereof;

FIG. 4 is a bottom view thereof; and,

FIG. 5 is a top view thereof.

The broken lines in FIG. 4 representing indicia are included for the purpose of showing a feature that forms no part of the claimed design.

1 Claim, 3 Drawing Sheets



US D670,334 S

Page 2

U.S. PATENT DOCUMENTS			
2004/0046734	A1 *	3/2004	Hart 345/156
2007/0013681	A1	1/2007	Chou
2008/0297490	A1 *	12/2008	Adkins 345/179
2009/0278818	A1	11/2009	DiNozzi et al.
2010/0271339	A1	10/2010	Helm
2011/0007035	A1 *	1/2011	Shai 345/179
2011/0012870	A1	1/2011	Pena
2011/0187680	A1 *	8/2011	Samol 345/179
2011/0222952	A1 *	9/2011	Gueret et al. 401/8

* cited by examiner

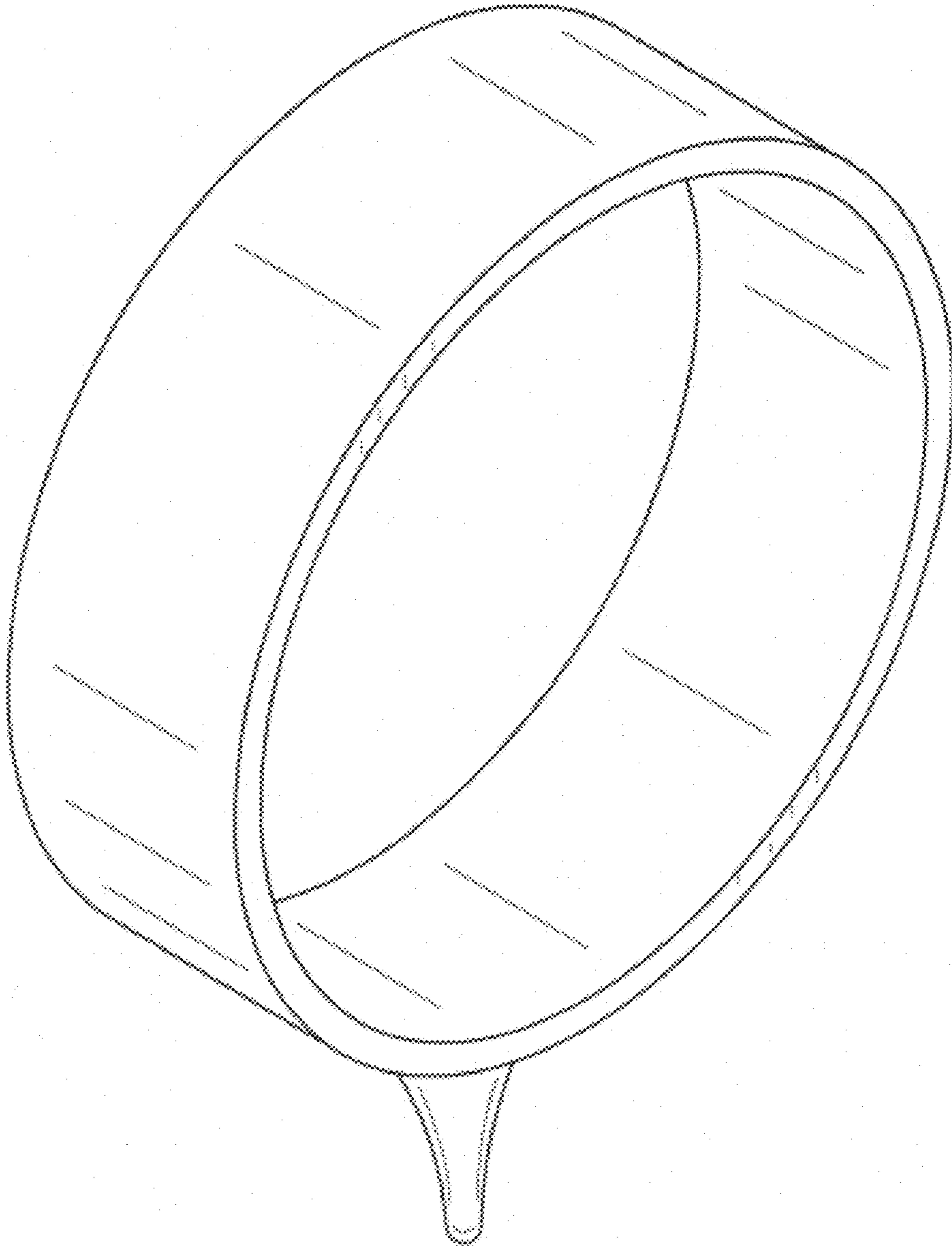


FIG. 1

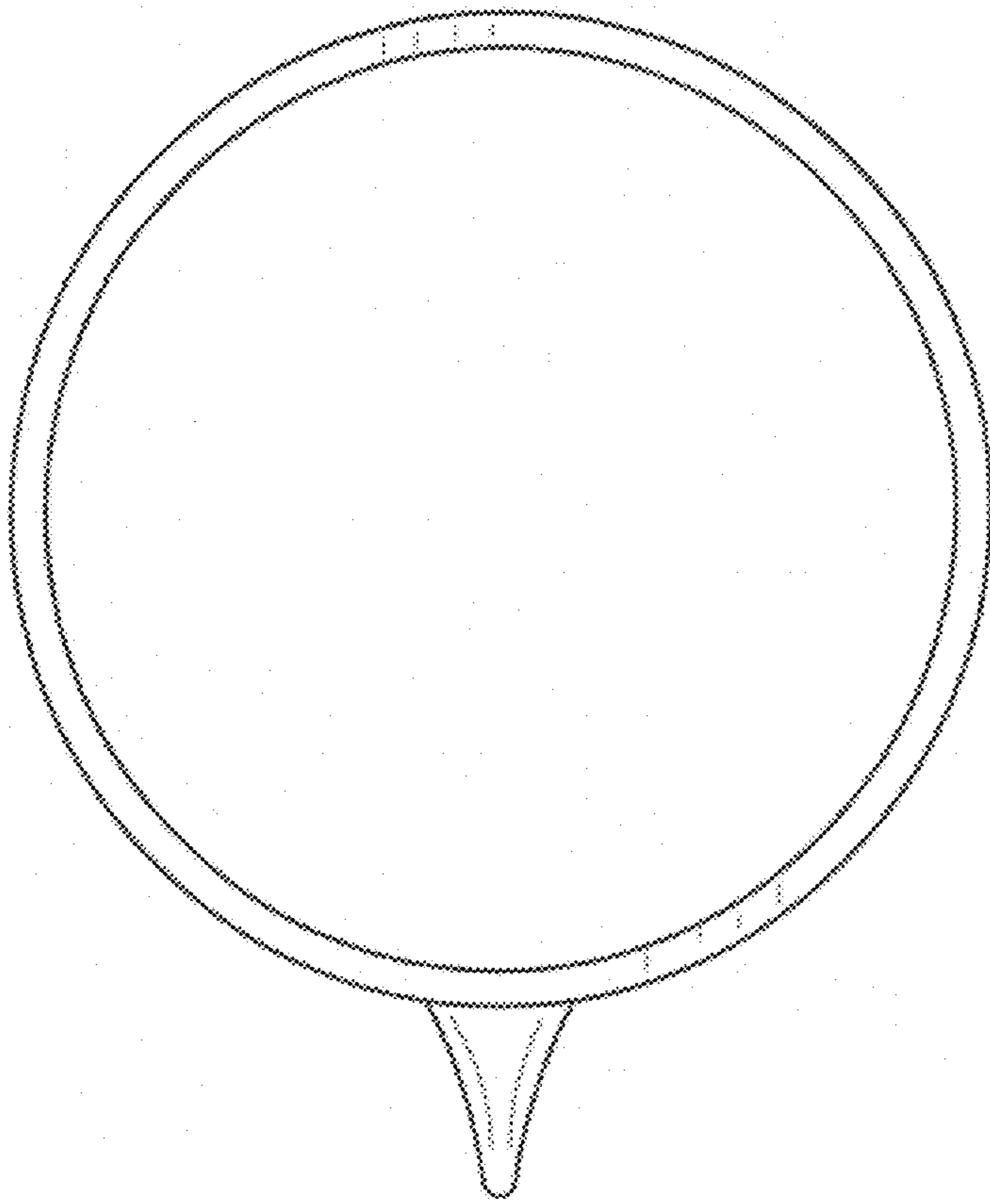


FIG. 2




FIG. 3




FIG. 4

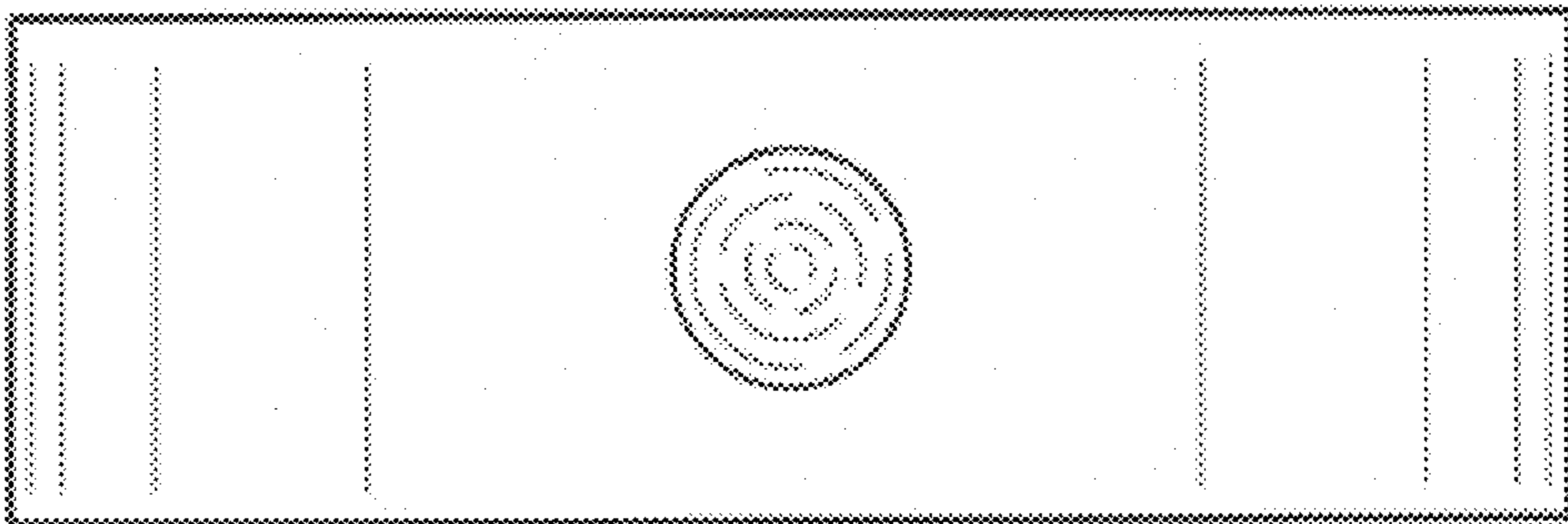


FIG. 5