



US00D670325S

(12) **United States Design Patent**  
**Chen**

(10) **Patent No.:** **US D670,325 S**

(45) **Date of Patent:** **\*\* Nov. 6, 2012**

(54) **EYEGLASS FRAME**

(75) **Inventor:** **Pen-Wei Chen, Tainan (TW)**

(73) **Assignee:** **Prohero Group Co., Ltd., Tainan (TW)**

(\*\*) **Term:** **14 Years**

(21) **Appl. No.:** **29/420,643**

(22) **Filed:** **May 11, 2012**

(51) **LOC (9) Cl.** ..... **16-06**

(52) **U.S. Cl.** ..... **D16/326**

(58) **Field of Classification Search** ..... D16/101,  
D16/300-342, 900; D29/109-110; D24/110.2;  
351/41, 44, 51-52, 62, 158, 92, 103-123,  
351/140, 153, 45-46; 2/426-432, 447-449,  
2/441, 434-437, 13, 15; D21/483, 659-661;  
D14/372

See application file for complete search history.

(56) **References Cited**

**U.S. PATENT DOCUMENTS**

D533,892 S \* 12/2006 Moody et al. .... D16/326  
D543,573 S \* 5/2007 Chuang ..... D16/323  
D549,269 S \* 8/2007 Daems et al. .... D16/321  
D552,665 S \* 10/2007 Mage ..... D16/326

D566,747 S \* 4/2008 Yang ..... D16/326  
D583,404 S \* 12/2008 Baden et al. .... D16/326  
D602,978 S \* 10/2009 Mage ..... D16/326  
D610,604 S \* 2/2010 Thixton ..... D16/326  
D616,919 S \* 6/2010 Thixton ..... D16/326  
D638,050 S \* 5/2011 Mage ..... D16/327  
D646,707 S \* 10/2011 Sheldon ..... D16/326  
D658,706 S \* 5/2012 Sheldon ..... D16/326

\* cited by examiner

*Primary Examiner* — Raphael Barkai

(74) *Attorney, Agent, or Firm* — Rosenberg, Klein & Lee

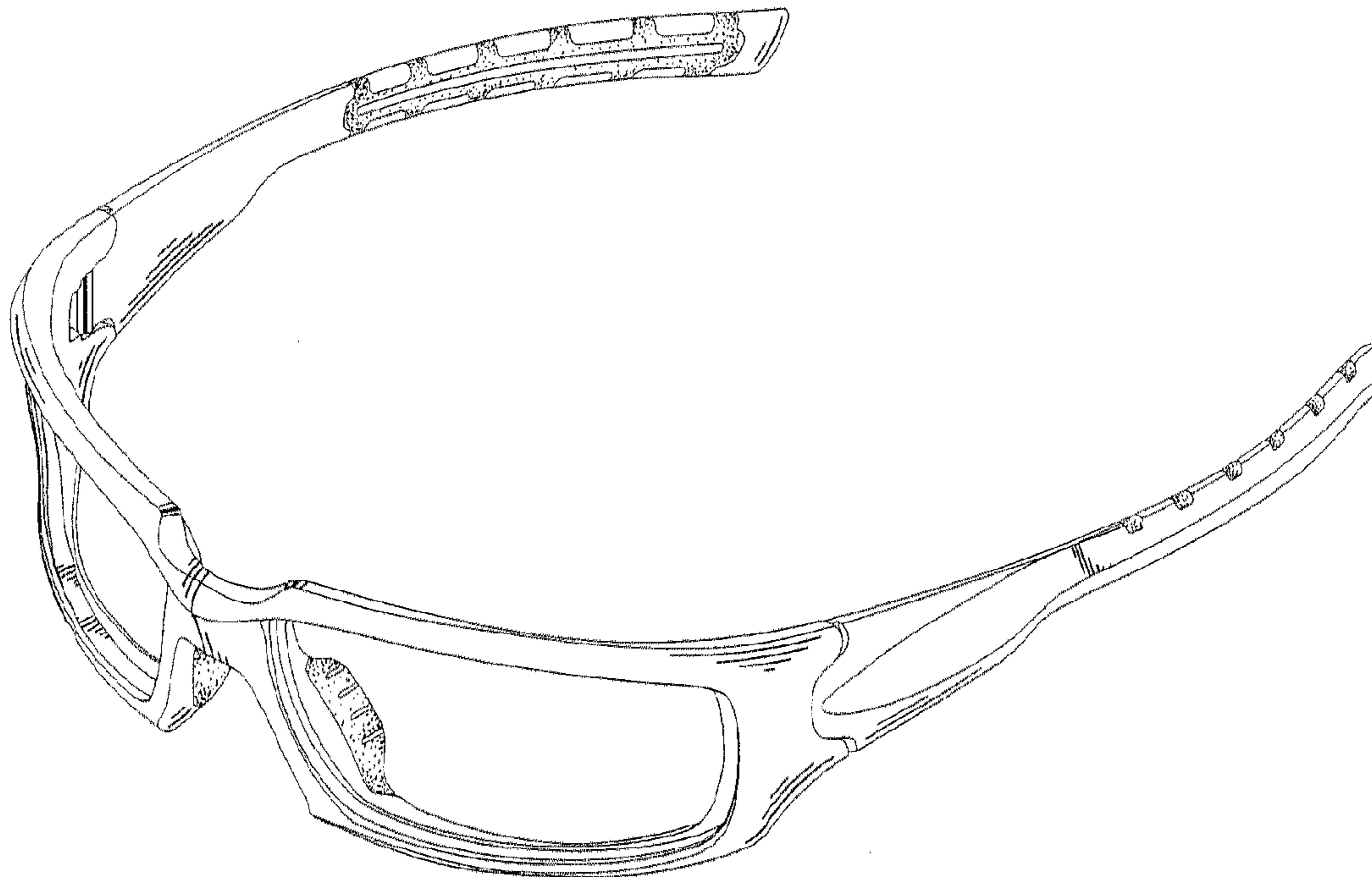
(57) **CLAIM**

The ornamental design for an eyeglass frame, as shown and described.

**DESCRIPTION**

FIG. 1 is a perspective view of an eyeglass frame showing my new design;  
FIG. 2 is a front elevational view thereof;  
FIG. 3 is a rear elevational view thereof;  
FIG. 4 is a left side elevational view thereof;  
FIG. 5 is a right side elevational view thereof;  
FIG. 6 is a top plan view thereof; and,  
FIG. 7 is a bottom plan view thereof.

**1 Claim, 7 Drawing Sheets**



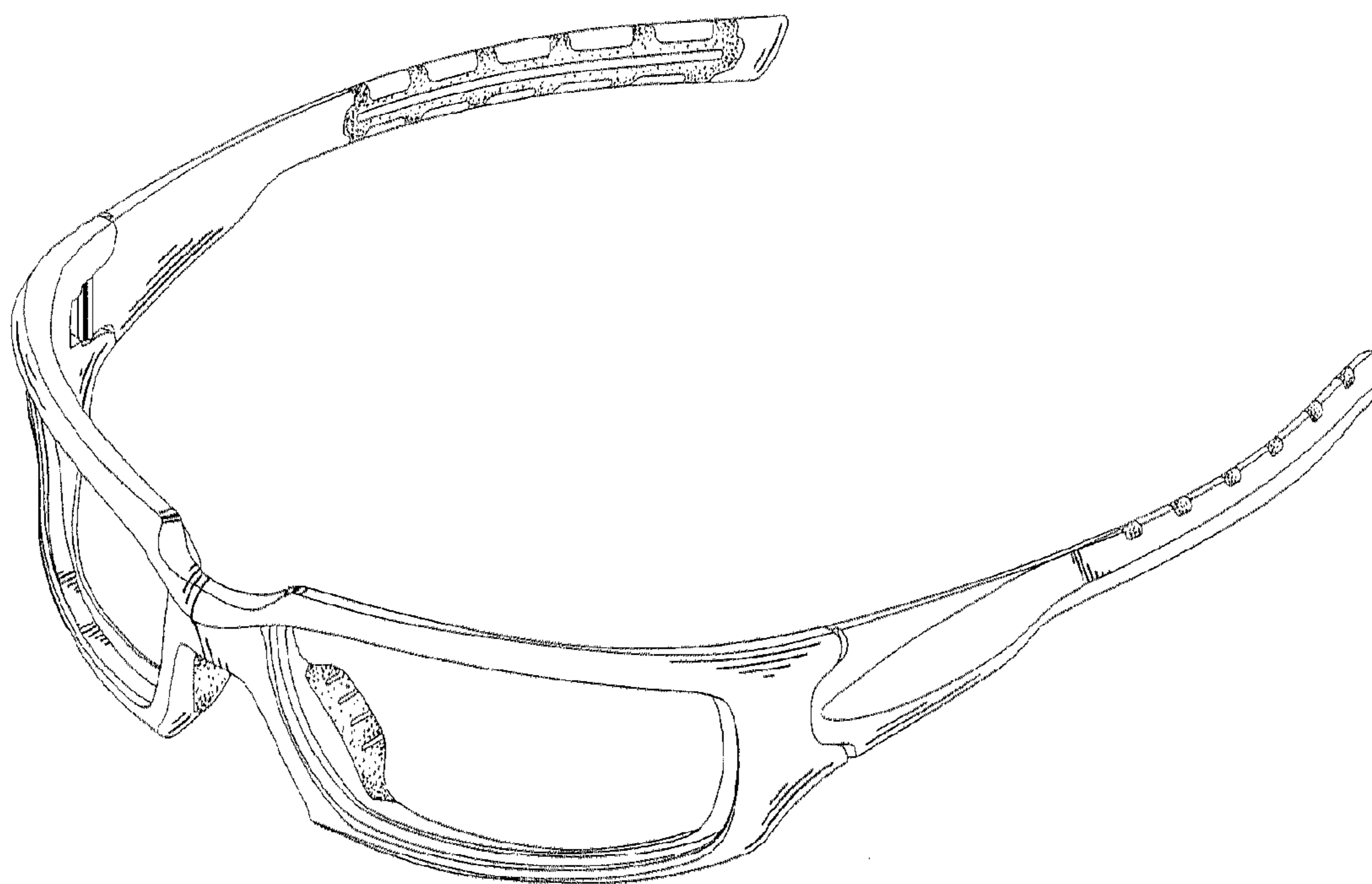


FIG. 1

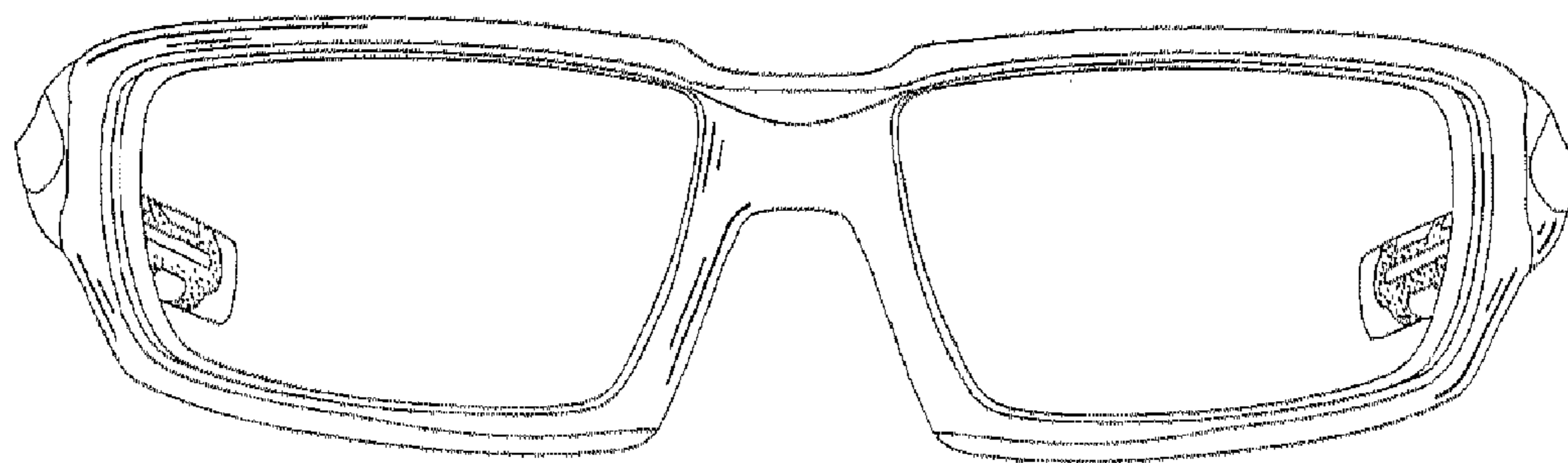


FIG. 2

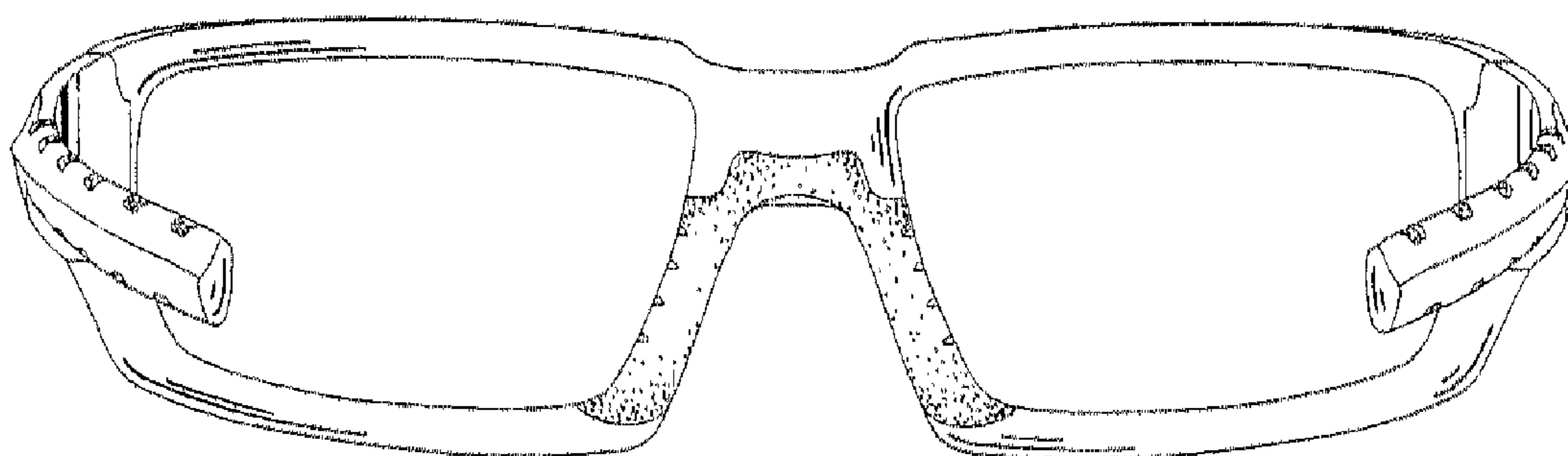


FIG. 3

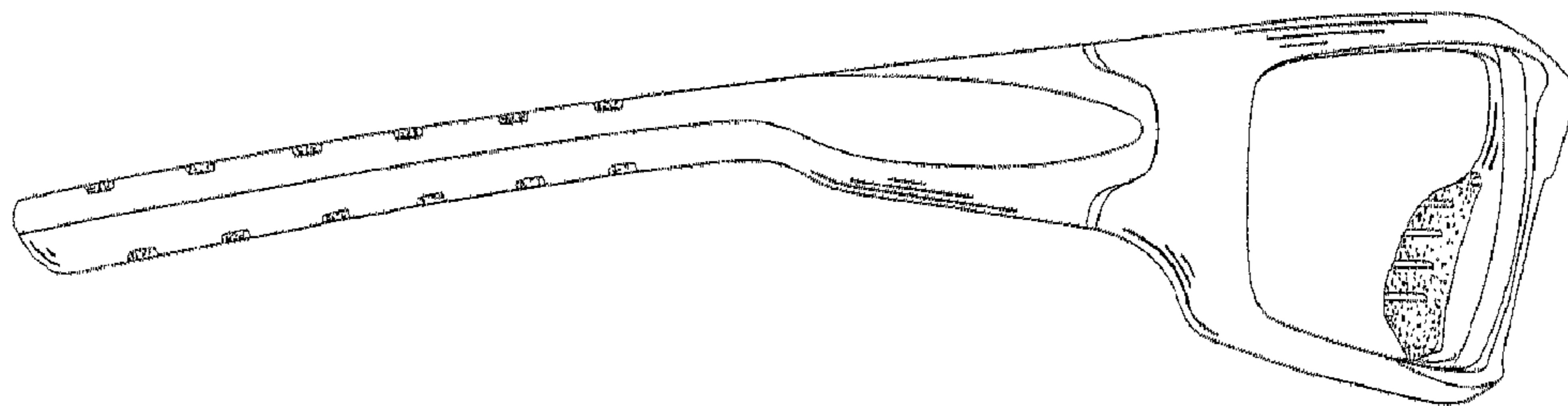


FIG. 4

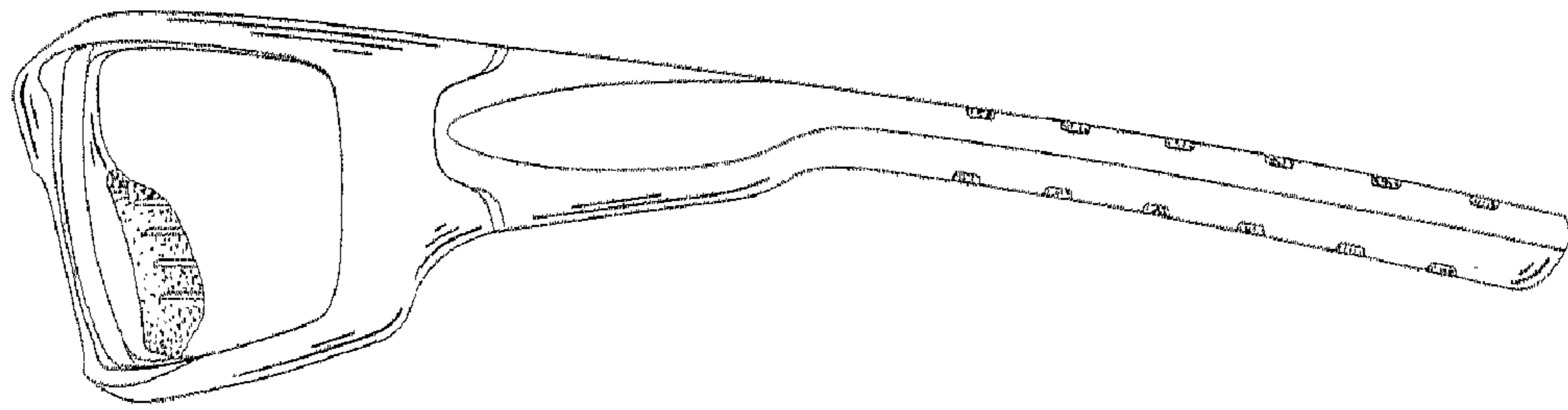


FIG. 5



FIG. 6



FIG. 7