



US00D670316S

(12) **United States Design Patent**
Grützke et al.

(10) **Patent No.:** **US D670,316 S**

(45) **Date of Patent:** **** Nov. 6, 2012**

(54) **REFRIGERATOR WITH AN INTERIOR ILLUMINATABLE PANEL**

(75) Inventors: **Joachim Grützke**, Ebersberg (DE);
Andrew Roberson, Long Beach, CA (US)

(73) Assignee: **BSH Home Appliances Corporation**, Irvine, CA (US)

(**) Term: **14 Years**

(21) Appl. No.: **29/389,526**

(22) Filed: **Apr. 13, 2011**

(51) **LOC (9) Cl.** **15-07**

(52) **U.S. Cl.** **D15/81**

(58) **Field of Classification Search** D15/79-91;
312/311, 116, 138.1, 236, 321.5, 330.1, 401-408;
62/3.6, 3.63, 3.64, 125, 126, 440
See application file for complete search history.

(56) **References Cited**

U.S. PATENT DOCUMENTS

2,776,866	A *	1/1957	Harbison	312/311
D514,136	S *	1/2006	Becke	D15/81
D572,732	S *	7/2008	Baacke et al.	D15/91
D607,022	S *	12/2009	Baacke et al.	D15/91
D616,470	S *	5/2010	Baacke et al.	D15/88
D620,505	S *	7/2010	Baacke et al.	D15/81

* cited by examiner

Primary Examiner — Mitchell Siegel

(74) *Attorney, Agent, or Firm* — James E. Howard; Andre Pallapies

(57) **CLAIM**

The ornamental design for a refrigerator with an interior illuminatable panel, as shown and described.

DESCRIPTION

FIG. 1 is a front, left side, perspective view of a refrigerator with an interior illuminatable panel according to our new ornamental design;

FIG. 2 is a front view thereof, with the door removed for clarity;

FIG. 3 is a right side view thereof; and,

FIG. 4 is a left side view thereof.

The top, rear and bottom views are unornamented and/or unclaimed and are therefore not provided. The front view and right side views of the door are unornamented and/or unclaimed and are therefore not provided.

The right and left sides of the interior of the refrigerator are mirror images, thus only the right side interior is shown.

Each of the right and left side interior walls of the refrigerator includes a backlightable column indicated in FIG. 1 by the contrast of two adjacent portions that have no seam between them, with hatching to indicate an opaque, or relatively more opaque section that is not light translucent or is relatively less light translucent as compared to a transparent or relatively more transparent/less opaque section that is light translucent or is relatively more light translucent.

The broken line showing is included for the purpose of illustrating and forms no part of the claimed design.

1 Claim, 4 Drawing Sheets





FIG. 1

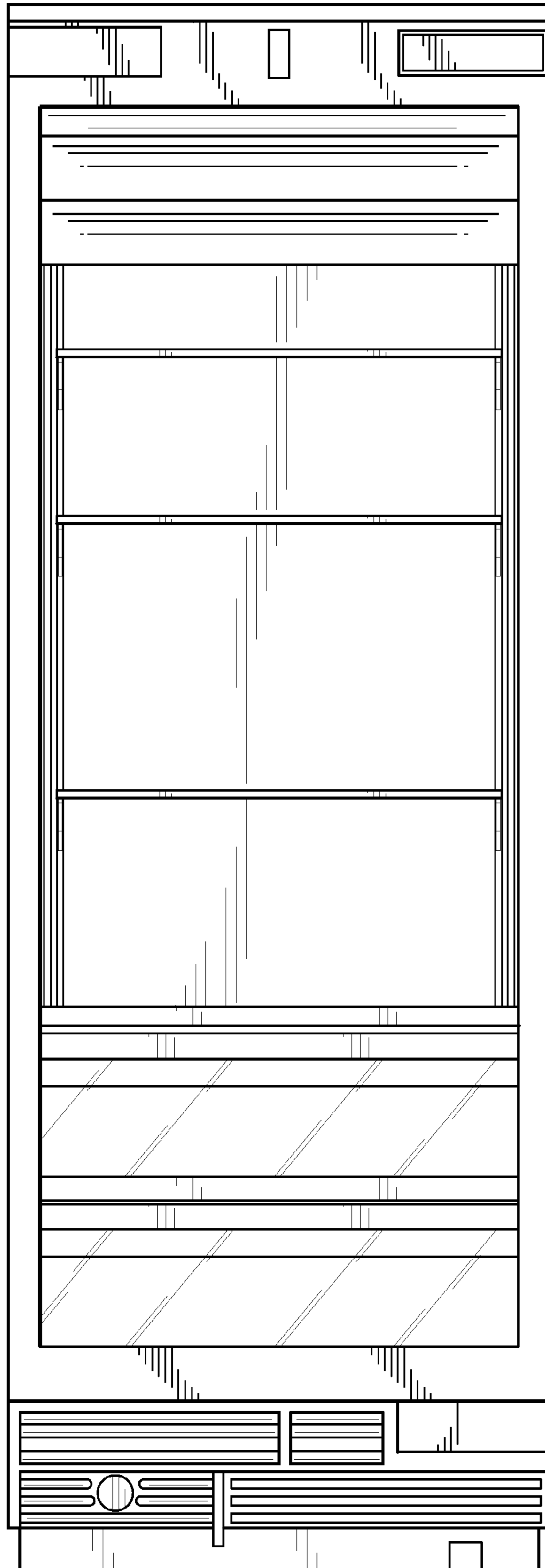


FIG. 2




FIG. 3




FIG. 4