



US00D670289S

(12) **United States Design Patent**  
**Bae et al.**

(10) **Patent No.:** **US D670,289 S**  
(45) **Date of Patent:** **\*\* Nov. 6, 2012**

(54) **ELECTRONIC PEN**

(75) Inventors: **Jinwan Bae**, Seoul (KR); **Seunghoon Ryu**, Gyeonggi-do (KR); **Hyunggon Ryu**, Seoul (KR)

(73) Assignee: **LG Electronics Inc.**, Seoul (KR)

(\*\*) Term: **14 Years**

(21) Appl. No.: **29/425,918**

(22) Filed: **Jun. 28, 2012**

(30) **Foreign Application Priority Data**

Jan. 27, 2012 (KR) ..... 30-2012-0003940

(51) **LOC (9) Cl.** ..... **14-02**

(52) **U.S. Cl.** ..... **D14/411**

(58) **Field of Classification Search** ..... D8/61;  
D14/411; D19/35, 36, 41-51, 54-58; 401/55,  
401/99, 100, 104-107, 196, 197, 202, 208,  
401/209, 213, 192, 195, 243; 708/107; 345/179,  
345/173; 178/19.01; 700/94  
See application file for complete search history.

(56) **References Cited**

**U.S. PATENT DOCUMENTS**

D279,115 S \* 6/1985 Nishida ..... D19/51  
D316,726 S \* 5/1991 Itoh ..... D19/51

D321,207 S \* 10/1991 Granoff ..... D19/49  
D333,133 S \* 2/1993 Hirota ..... D14/411  
D357,676 S \* 4/1995 Mundt et al. .... D14/411  
D390,872 S \* 2/1998 Sunaga ..... D19/36  
D395,672 S \* 6/1998 Navarro ..... D19/48  
D395,673 S \* 6/1998 Baubil ..... D19/51  
D458,635 S \* 6/2002 Boyle et al. .... D19/36  
D595,352 S \* 6/2009 Ikeda ..... D19/48  
D644,227 S \* 8/2011 Son ..... D14/411  
D655,292 S \* 3/2012 Nakata ..... D14/411  
D659,141 S \* 5/2012 Watson ..... D14/411

\* cited by examiner

*Primary Examiner* — Austin Murphy

(74) *Attorney, Agent, or Firm* — Morgan, Lewis & Bockius LLP

(57) **CLAIM**

The ornamental design for an electronic pen, as shown and described.

**DESCRIPTION**

FIG. 1 is a front, right side, perspective view of an electronic pen showing our new design;  
FIG. 2 is a front view thereof;  
FIG. 3 is a rear view thereof;  
FIG. 4 is a left side view thereof;  
FIG. 5 is a right side view thereof;  
FIG. 6 is a top view thereof; and,  
FIG. 7 is a bottom view thereof.

**1 Claim, 6 Drawing Sheets**




FIG. 1




FIG. 2




FIG. 3




FIG. 4




FIG. 5




FIG. 6

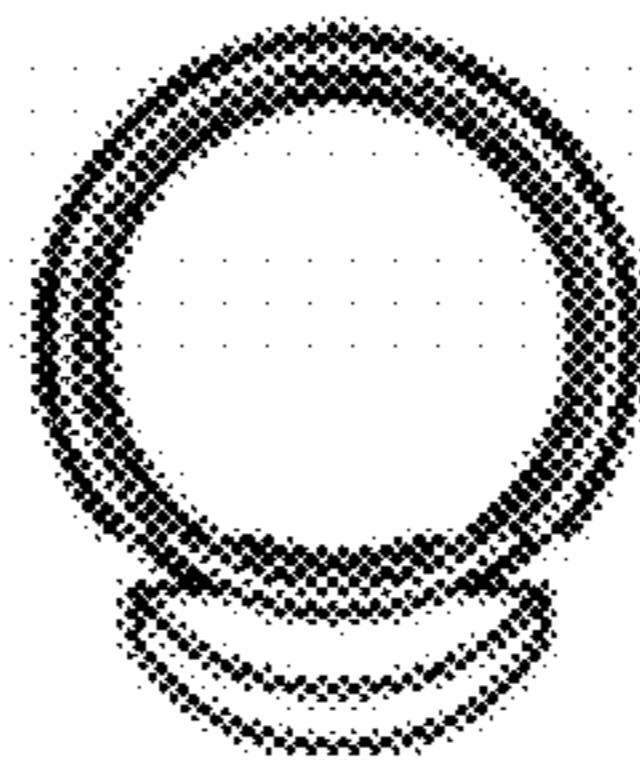


FIG. 7

