



US00D670288S

(12) **United States Design Patent**
Chen

(10) **Patent No.:** **US D670,288 S**

(45) **Date of Patent:** **** Nov. 6, 2012**

(54) **TABLET COMPUTER**

(75) Inventor: **Hui-Ling Chen**, Tu-Cheng (TW)

(73) Assignee: **Chi Mei Communication Systems, Inc.**, Tu-Cheng, New Taipei (TW)

(**) Term: **14 Years**

(21) Appl. No.: **29/393,784**

(22) Filed: **Jun. 9, 2011**

(51) **LOC (9) Cl.** **14-02**

(52) **U.S. Cl.** **D14/341**

(58) **Field of Classification Search** D14/341-347,
D14/137, 138, 138.1, 138 A, 138 AA, 138 R,
D14/138 AB, 138 AC, 138 AD, 138 C, 138 G,
D14/496, 203.1, 203.3, 203.4, 203.5, 203.7,
D14/426, 427, 432, 429, 129, 130, 420, 439-441,
D14/448, 125, 147, 156, 218, 247-248, 250,
D14/389, 388, 315-318; D10/65, 104; D18/6-7;
D21/324, 329, 330; D19/26, 59, 60; 455/556.1,
455/556.2, 566, 575.1, 90.3; 379/433.04,
379/433.01, 433.06, 916; 345/169, 173,
345/901, 905; 361/679.26, 679.27, 679.3,
361/679.55, 679.56

See application file for complete search history.

(56) **References Cited**

U.S. PATENT DOCUMENTS

D419,978 S * 2/2000 Mah D14/432
D440,980 S * 4/2001 Chung D14/496
D491,191 S * 6/2004 Wen et al. D14/496
D572,269 S * 7/2008 Fullerton et al. D14/496

D576,637 S * 9/2008 Gofman et al. D14/496
D579,954 S * 11/2008 Gofman et al. D14/496
D626,110 S * 10/2010 Kim D14/203.7
D627,779 S * 11/2010 Liao D14/341
D634,317 S * 3/2011 Buckle et al. D14/341
D637,596 S * 5/2011 Akana et al. D14/341
D640,255 S * 6/2011 Lee et al. D14/341
D641,018 S * 7/2011 Lee et al. D14/341
D641,352 S * 7/2011 Flagiello et al. D14/341
D649,968 S * 12/2011 Li D14/341
D656,497 S * 3/2012 Chiu D14/341
D662,486 S * 6/2012 Faoro D14/138 G

* cited by examiner

Primary Examiner — Barbara Fox

(74) *Attorney, Agent, or Firm* — Altis Law Group, Inc.

(57) **CLAIM**

The ornamental design for a tablet computer, as shown and described.

DESCRIPTION

FIG. 1 is a perspective view of a tablet computer showing our new design;

FIG. 2 is a front elevational view thereof;

FIG. 3 is a rear elevational view thereof;

FIG. 4 is a left side elevational view thereof;

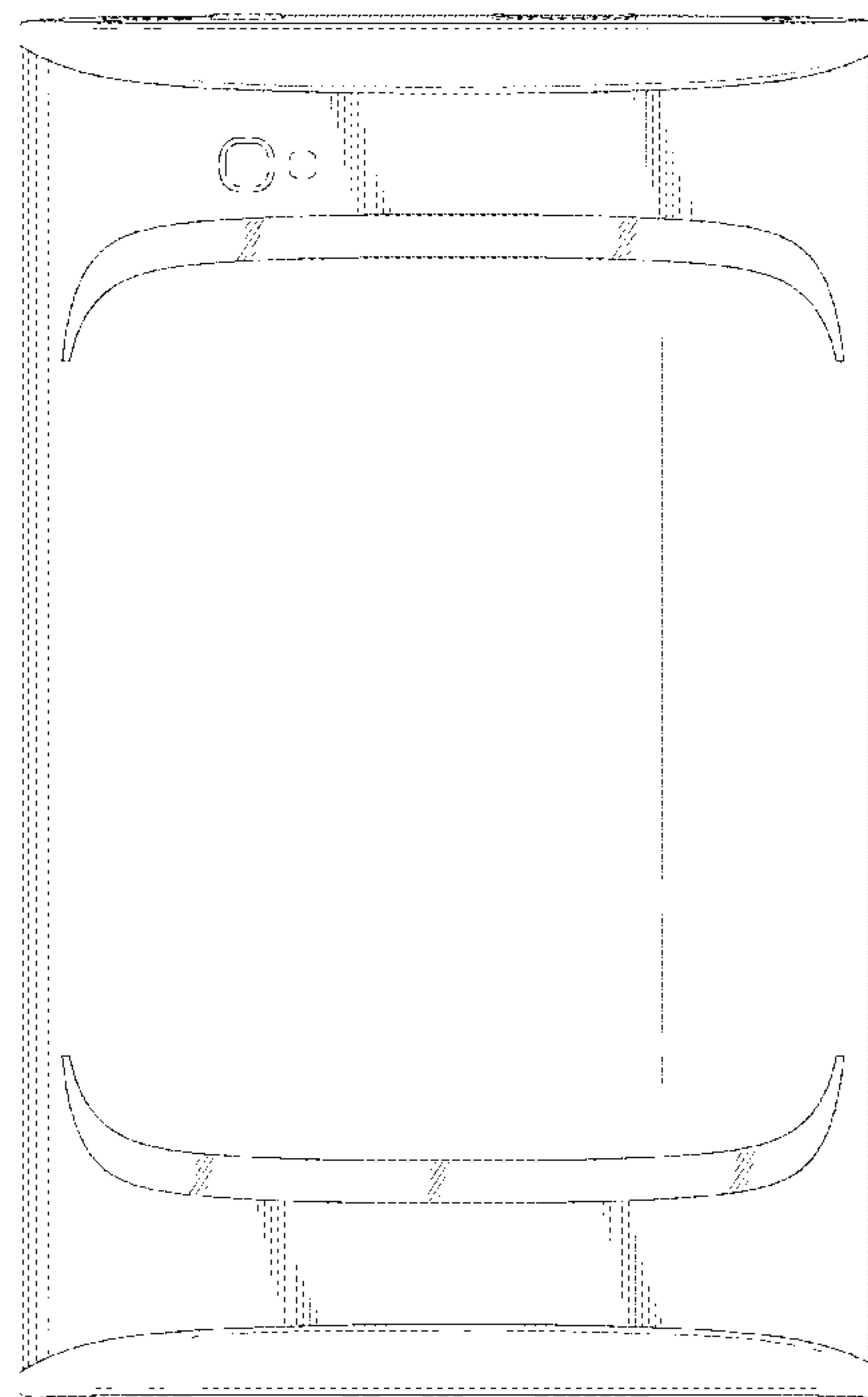

FIG. 5 is a right side elevational view thereof;

FIG. 6 is a top plan view thereof; and,

FIG. 7 is a bottom plan view thereof.

The broken lines shown in the drawings represent portions of the tablet computer which form no part of the claimed design.

1 Claim, 7 Drawing Sheets



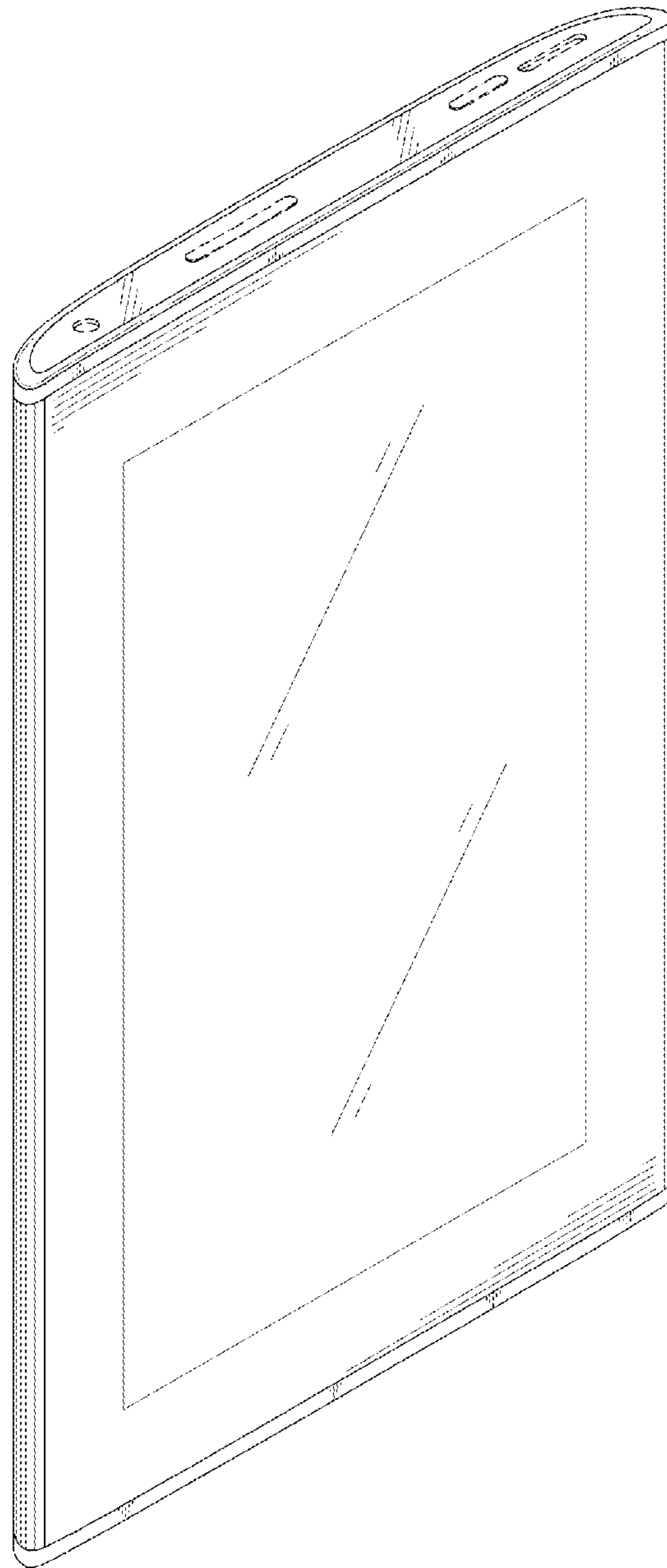


FIG. 1




FIG. 2

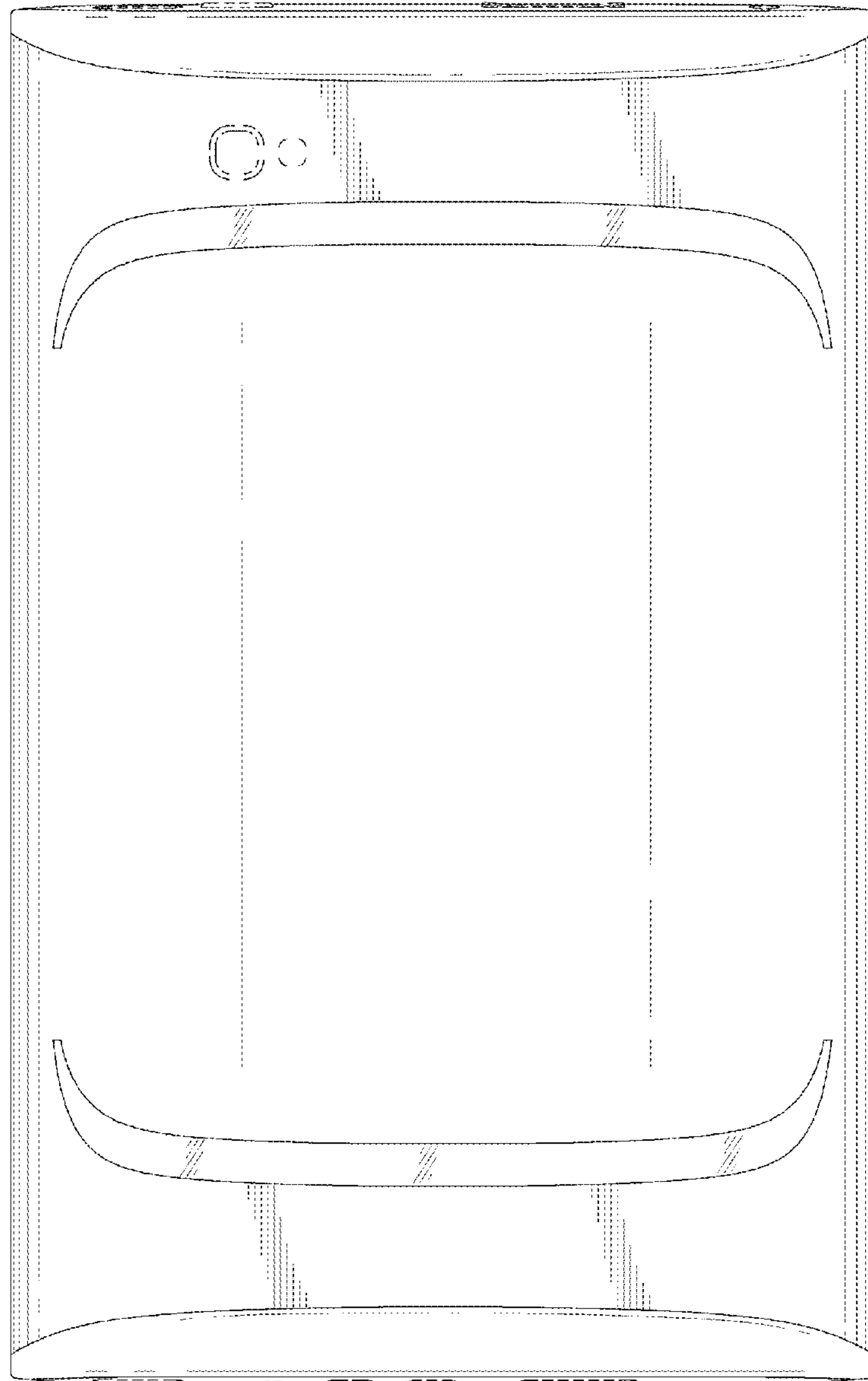


FIG. 3




FIG. 4




FIG. 5




FIG. 6

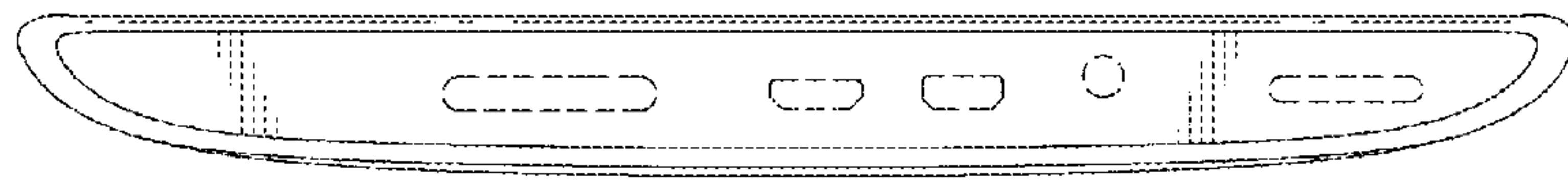


FIG. 7