



US00D670284S

(12) **United States Design Patent**  
**Choi**

(10) **Patent No.:** **US D670,284 S**

(45) **Date of Patent:** **\*\* Nov. 6, 2012**

(54) **CRADLE FOR A MOBILE COMMUNICATION DEVICE**

(76) Inventor: **Se Joong Choi**, Daegu (KR)

(\*\*) Term: **14 Years**

(21) Appl. No.: **29/400,484**

(22) Filed: **Aug. 29, 2011**

(51) **LOC (9) Cl.** ..... **14-03**

(52) **U.S. Cl.** ..... **D14/253**

(58) **Field of Classification Search** ..... D14/140,  
D14/217, 224, 224.1, 229, 240, 243, 250–253,  
D14/299, 344, 434, 447, 451–452, 483, 496;  
D13/108; 361/679.41; 439/534; 320/115,  
320/116, 107; D8/355, 363; D12/415, 418;  
379/449, 455, 165; 248/122.1, 127, 157,  
248/205.8, 206.2, 279.1, 205.5, 309.1, 309.3,  
248/352; D3/201, 218, 269, 273, 301; D11/79;  
63/26

See application file for complete search history.

(56) **References Cited**

U.S. PATENT DOCUMENTS

5,163,752 A \* 11/1992 Copeland et al. .... 362/396  
D394,669 S \* 5/1998 Becker et al. .... D16/242  
5,799,914 A \* 9/1998 Chivallier et al. .... 248/176.1  
D415,771 S \* 10/1999 Richter ..... D14/253

D521,990 S \* 5/2006 Richter ..... D14/447  
7,546,994 B2 \* 6/2009 Altonji et al. .... 248/276.1  
D643,042 S \* 8/2011 Saelid ..... D14/452  
D658,651 S \* 5/2012 Lee et al. .... D14/452

\* cited by examiner

*Primary Examiner* — Raphael Barkai

*Assistant Examiner* — Randall Gholson

(74) *Attorney, Agent, or Firm* — Christopher Paul Mitchell

(57) **CLAIM**

The ornamental design for a cradle for a mobile communication device, as shown and described.

**DESCRIPTION**

This application is also related to co-pending U.S. patent application Ser. No. 29/400,486, filed Aug. 29, 2011 and entitled “Cradle for a Mobile Communication Device”, each of which is incorporated herein by reference in its entirety.

FIG. 1 is a perspective view of an embodiment of a cradle for a mobile communication device showing my new design;

FIG. 2 is a front view thereof;

FIG. 3 is a rear view thereof;

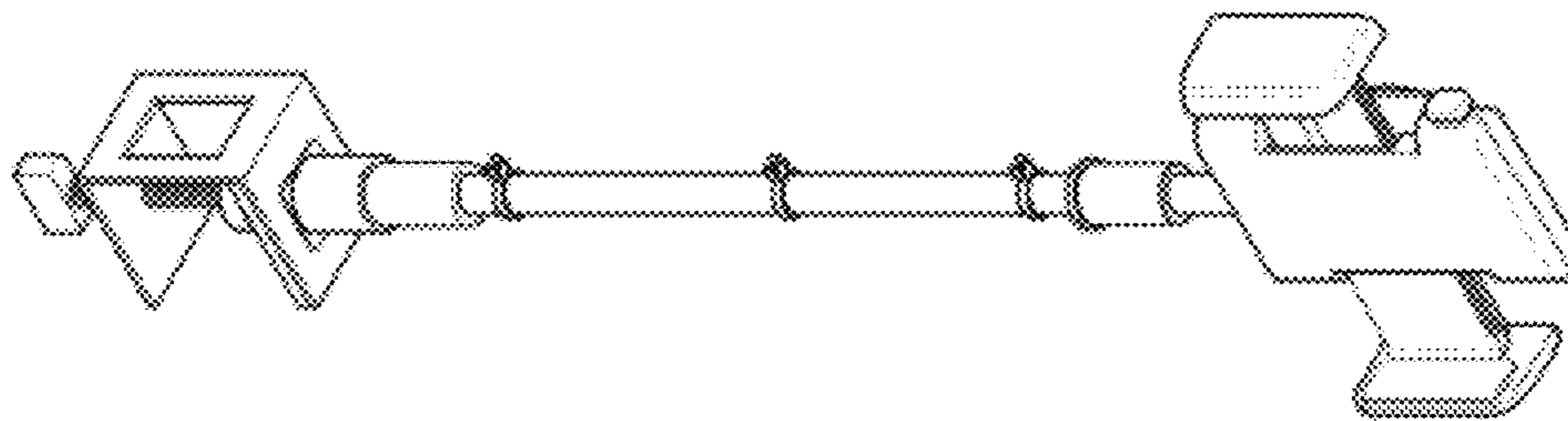
FIG. 4 is a left side view thereof;

FIG. 5 is a right side view thereof;

FIG. 6 is a ground view thereof; and,

FIG. 7 is a bottom view thereof.

**1 Claim, 3 Drawing Sheets**



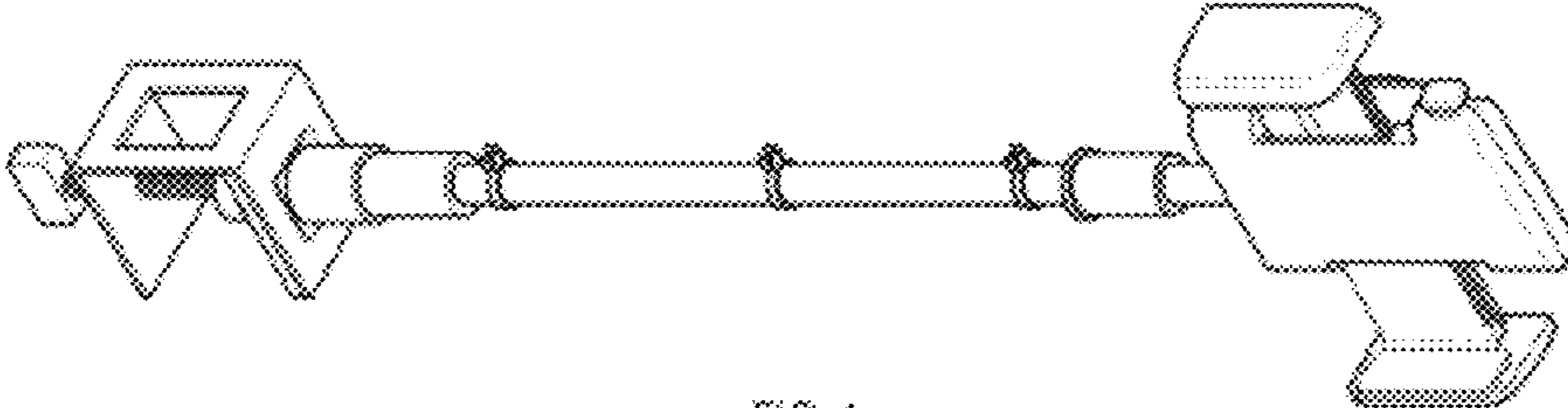


FIG. 1

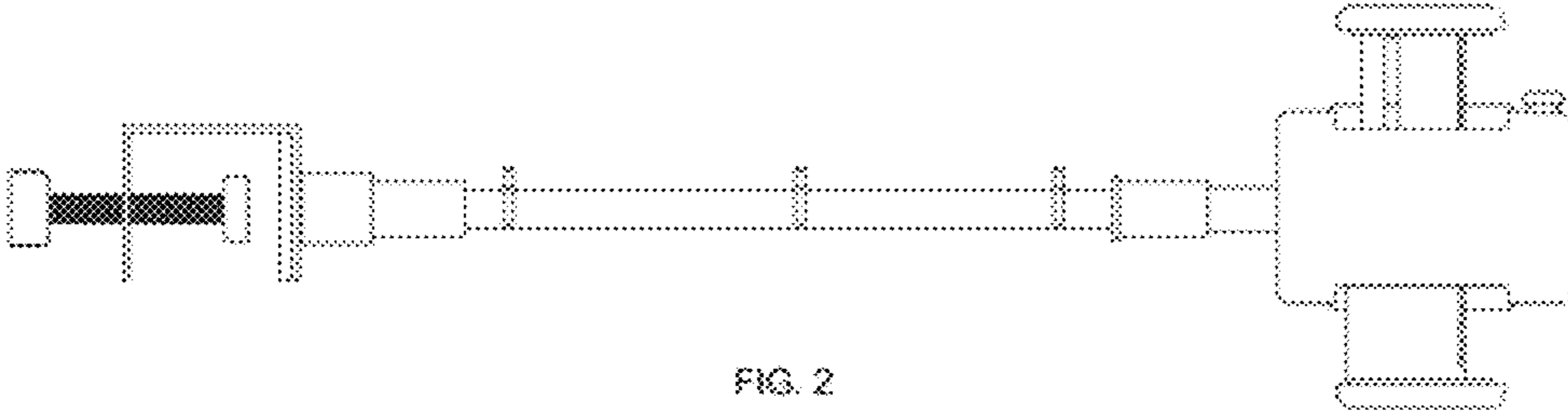
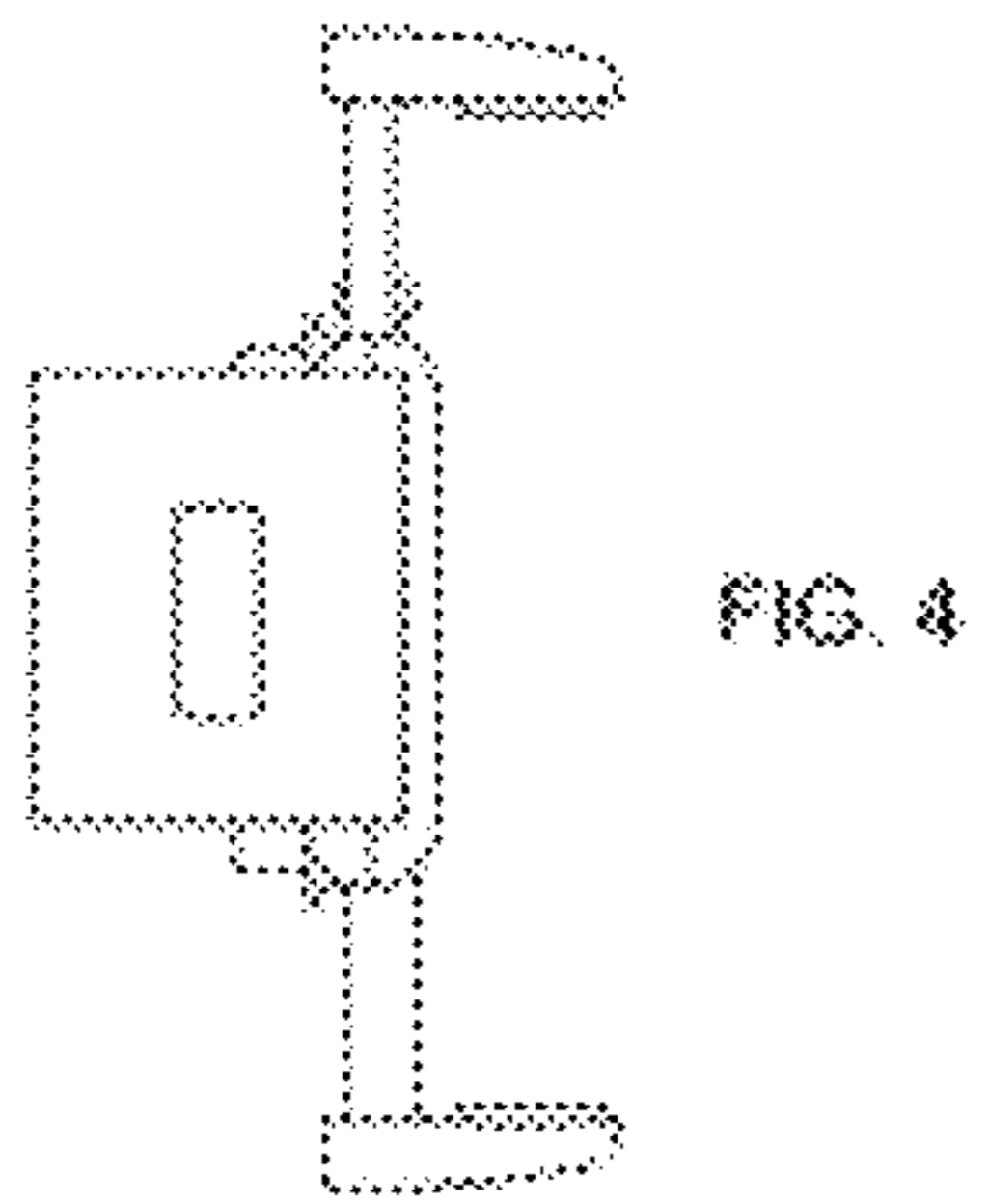
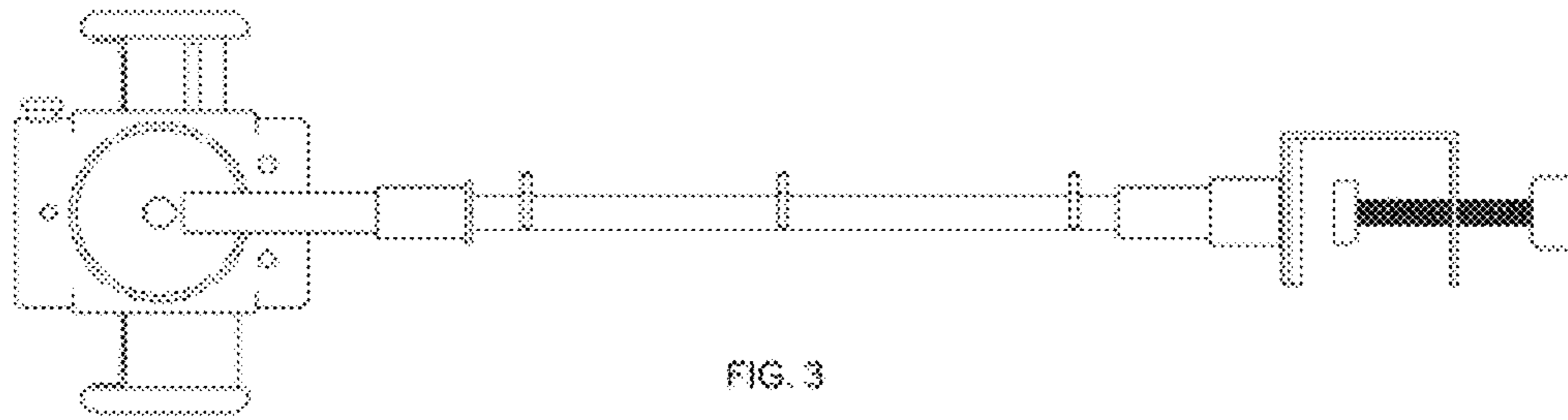


FIG. 2



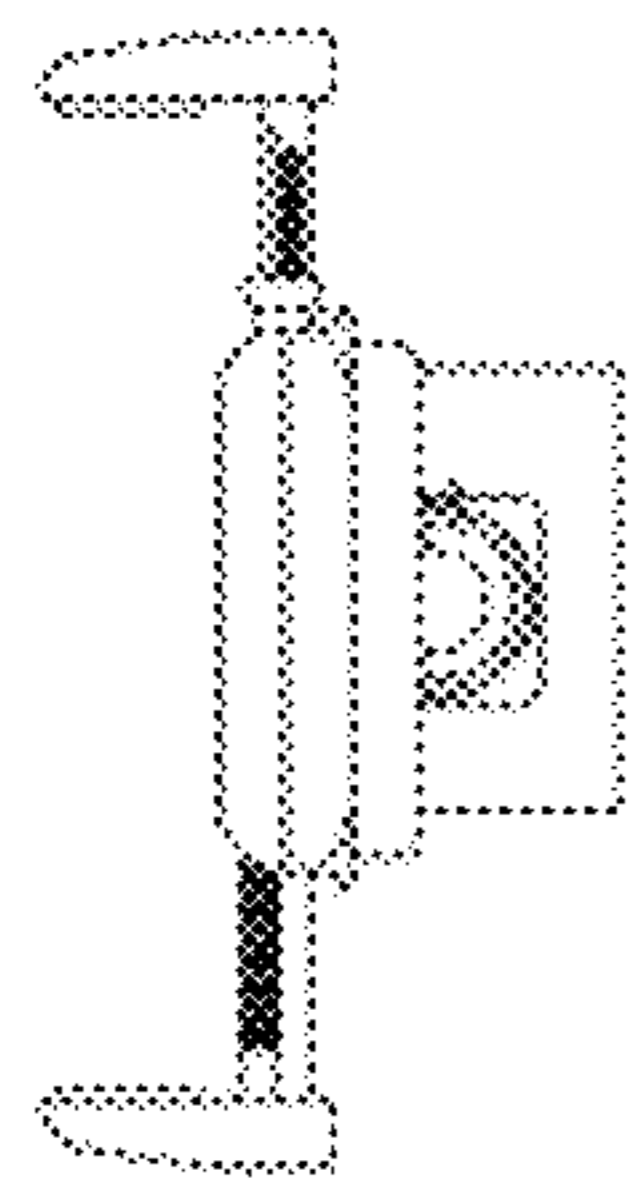


FIG. 5

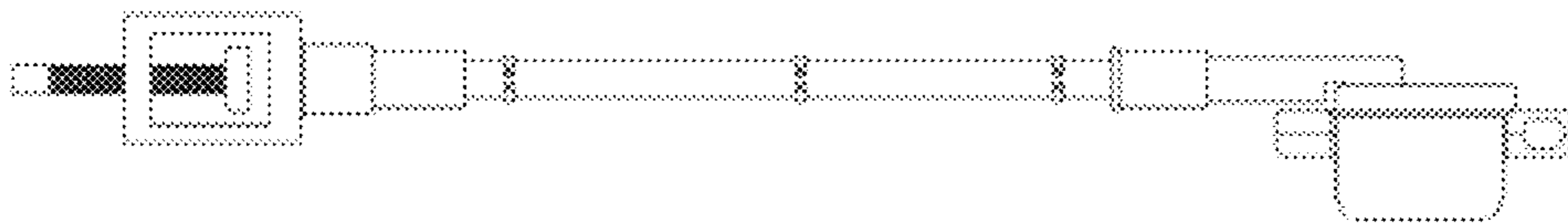


FIG. 6




FIG. 7