

US00D670281S

(12) **United States Design Patent**
Corpuz et al.

(10) **Patent No.:** **US D670,281 S**
(45) **Date of Patent:** **** Nov. 6, 2012**

(54) **MOBILE COMMUNICATION DEVICE CASE**

(75) Inventors: **Jon Corpuz**, Fremont, CA (US); **Wilson Tse**, Burnaby (CA); **Barry Marshall**, Santa Clara, CA (US)

(73) Assignee: **ACCO Brands Corporation**, Lincolnshire, IL (US)

(**) Term: **14 Years**

(21) Appl. No.: **29/399,529**

(22) Filed: **Aug. 15, 2011**

(51) **LOC (9) Cl.** **14-03**

(52) **U.S. Cl.** **D14/250**

(58) **Field of Classification Search** D3/201, D3/215, 218, 269, 273, 294; D14/140, 142, D14/203.3, 217, 218, 240, 242, 250–253, D14/299, 358, 440, 450; D13/103, 107, D13/108.119; 220/4.02; 224/119, 191, 240, 224/241, 245, 682, 683; 248/309.1; 361/679.3, 361/679.56; 379/454, 455; 455/575.1, 575.6, 455/575.7, 575.8, 575.9; 190/100; 206/305, 206/320

See application file for complete search history.

(56) **References Cited**

U.S. PATENT DOCUMENTS

D574,819	S	*	8/2008	Andre et al.	D3/269
D634,741	S	*	3/2011	Richardson et al.	D14/250
D636,386	S	*	4/2011	Richardson et al.	D14/250
D638,006	S	*	5/2011	Chang	D14/250
D642,169	S	*	7/2011	Andre et al.	D14/250
D643,028	S	*	8/2011	Richardson et al.	D14/250
D643,029	S	*	8/2011	Feng	D14/250
D647,519	S	*	10/2011	Rothbaum et al.	D14/250
D663,263	S	*	7/2012	Gupta et al.	D13/103

* cited by examiner

Primary Examiner — Raphael Barkai

Assistant Examiner — Randall Gholson

(74) *Attorney, Agent, or Firm* — Kilpatrick Townsend & Stockton LLP

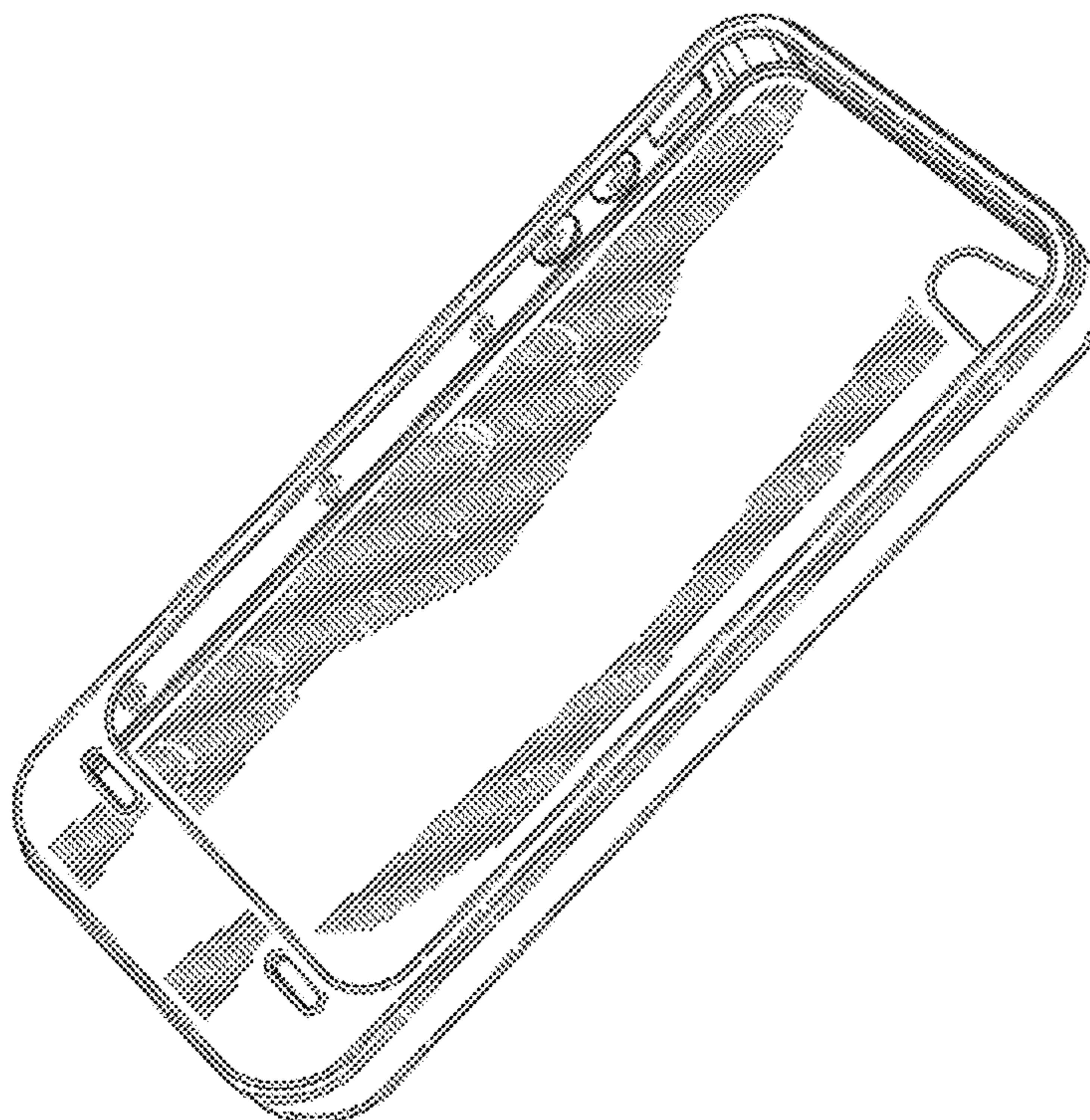
(57) **CLAIM**

The ornamental design for a mobile communication device case, as shown and described.

DESCRIPTION

FIG. 1 is a front side perspective view of a mobile communication device case showing our new design; FIG. 2 is a right side elevational view thereof; FIG. 3 is a front elevational view thereof; FIG. 4 is a left side elevational view thereof; FIG. 5 is a rear elevational view thereof; FIG. 6 is a top plan view thereof; and, FIG. 7 is a bottom plan view thereof.

1 Claim, 4 Drawing Sheets



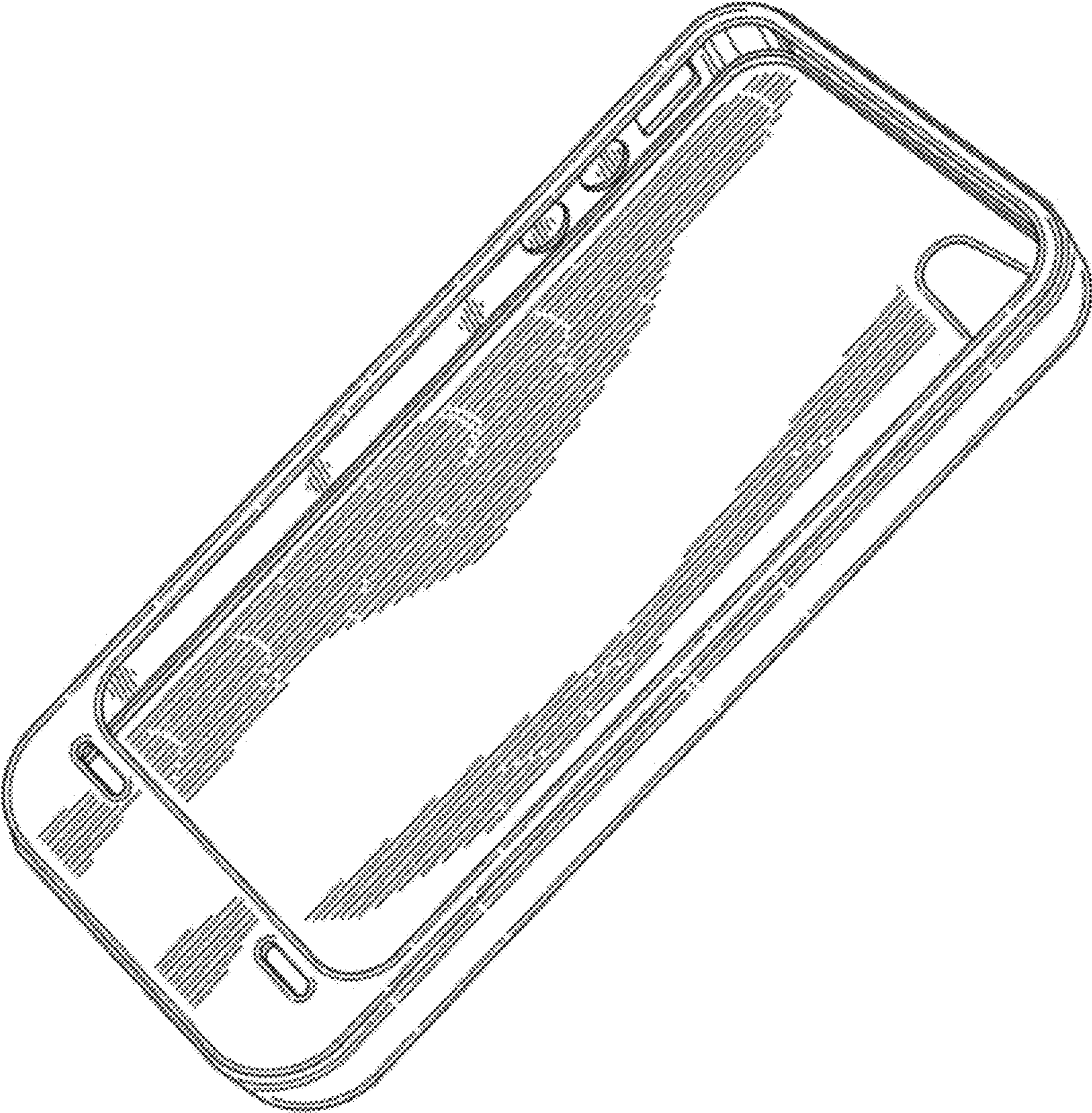


FIG. 1




FIG. 2




FIG. 3




FIG. 4

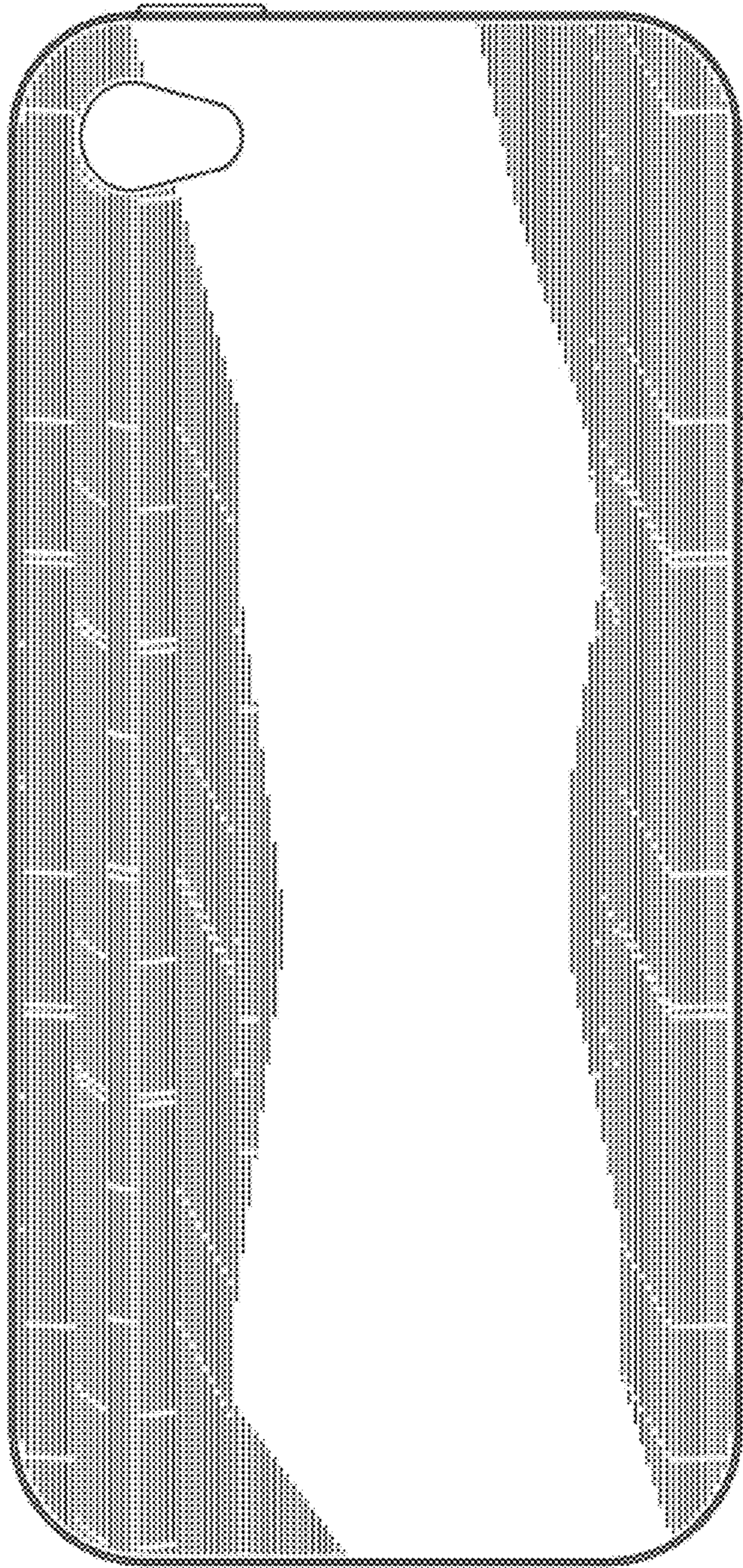


FIG. 5




FIG. 6



FIG. 7