



US00D670244S

(12) **United States Design Patent**
Workman et al.

(10) **Patent No.:** **US D670,244 S**
(45) **Date of Patent:** **** Nov. 6, 2012**

(54) **ENERGY STORAGE AND POWER SUPPLY
DEVICE**

(75) Inventors: **Robert E. Workman**, Morgan, UT (US);
Erik R. Workman, Salt Lake City, UT
(US); **Norm Krantz**, Logan, UT (US);
Joseph R. Atkin, Highland, UT (US);
Walker Ford, Bluffdale, UT (US)

(73) Assignee: **Goal Zero LLC**, Bluffdale, UT (US)

(**) Term: **14 Years**

(21) Appl. No.: **29/410,375**

(22) Filed: **Jan. 6, 2012**

(51) **LOC (9) Cl.** **13-02**

(52) **U.S. Cl.** **D13/110**

(58) **Field of Classification Search** D13/110,
D13/107, 108, 118, 119, 123, 133, 137.1,
D13/184, 199; D14/251, 432, 434; 174/53,
174/54, 59, 61; 307/11, 150, 151; 320/107,
320/111, 112, 113, 114, 115; 361/679.01;
363/142, 146; 439/131, 172, 626, 628, 638

See application file for complete search history.

(56) **References Cited**

U.S. PATENT DOCUMENTS

4,587,450	A	*	5/1986	Ozaki	310/156.11
D456,353	S	*	4/2002	Shown et al.	D13/110
D544,834	S	*	6/2007	Weinstein	D13/110
D568,810	S	*	5/2008	Weinstein	D13/110
D585,022	S	*	1/2009	Akita	D13/133
D654,867	S	*	2/2012	Huppe	D13/110

* cited by examiner

Primary Examiner — Derrick Holland

(74) *Attorney, Agent, or Firm* — Foley & Lardner LLP

(57) **CLAIM**

We claim the ornamental design for a energy storage and power supply device, as shown and described.

DESCRIPTION

FIG. 1 is a front perspective view of an energy storage and power supply device showing our new design;
FIG. 2 is a left side view thereof;
FIG. 3 is a right side view thereof;
FIG. 4 is a top plan view thereof;
FIG. 5 is a bottom plan view thereof;
FIG. 6 is a front view thereof; and,
FIG. 7 is a rear view thereof.

The broken lines shown represent unclaimed subject matter and form no part of the claimed design.

1 Claim, 4 Drawing Sheets

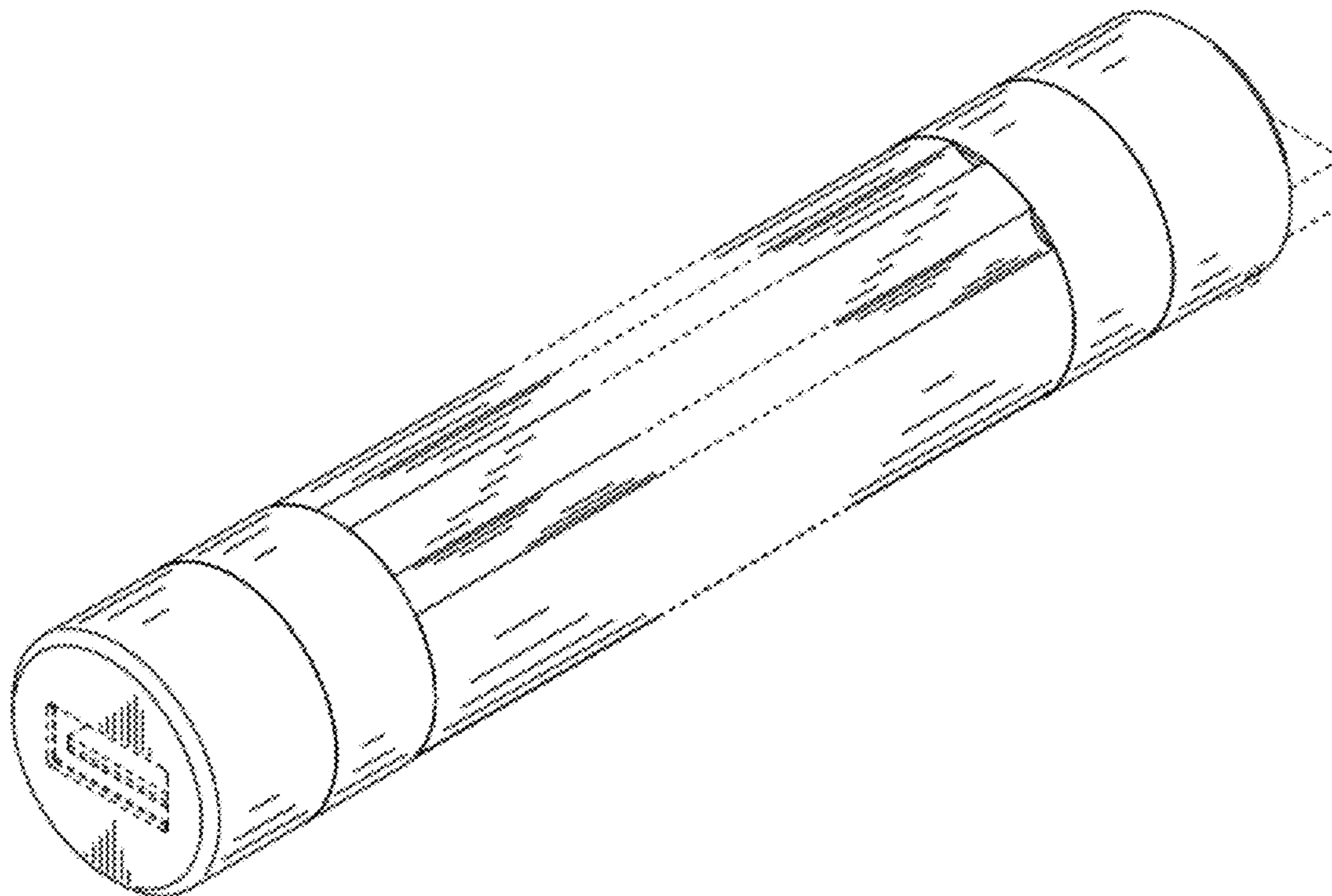


FIGURE 1

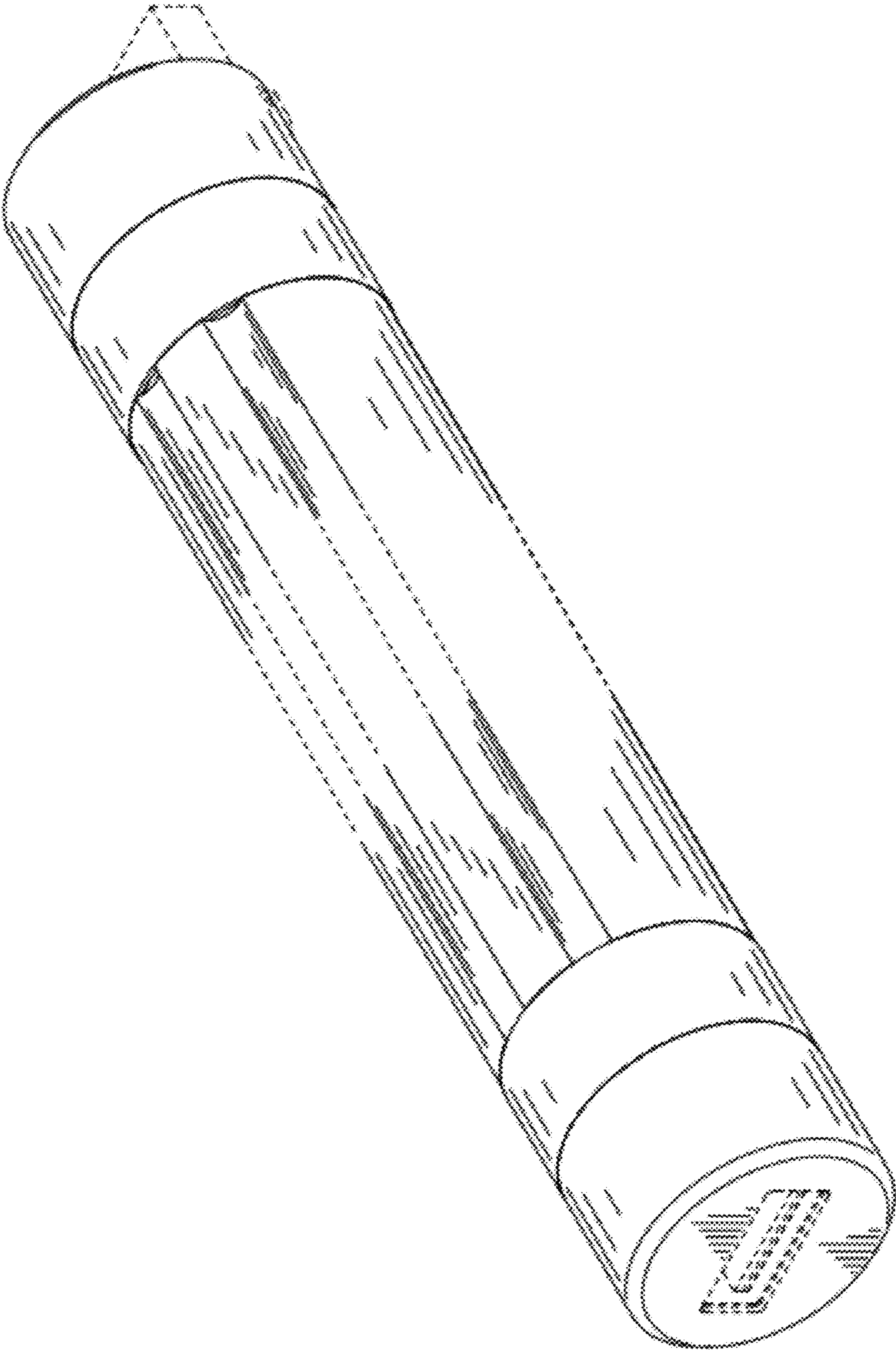


FIGURE 3

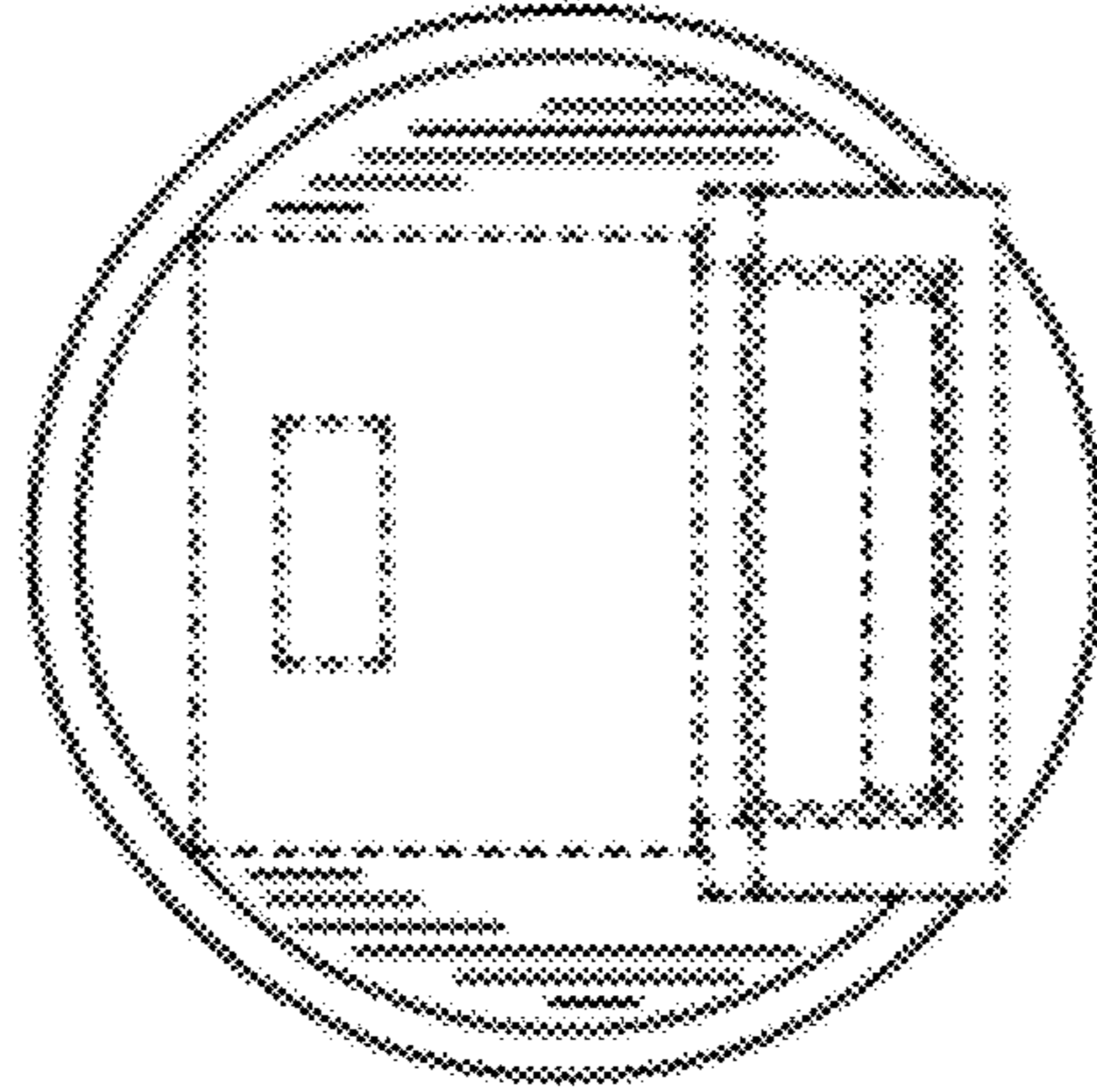


FIGURE 2

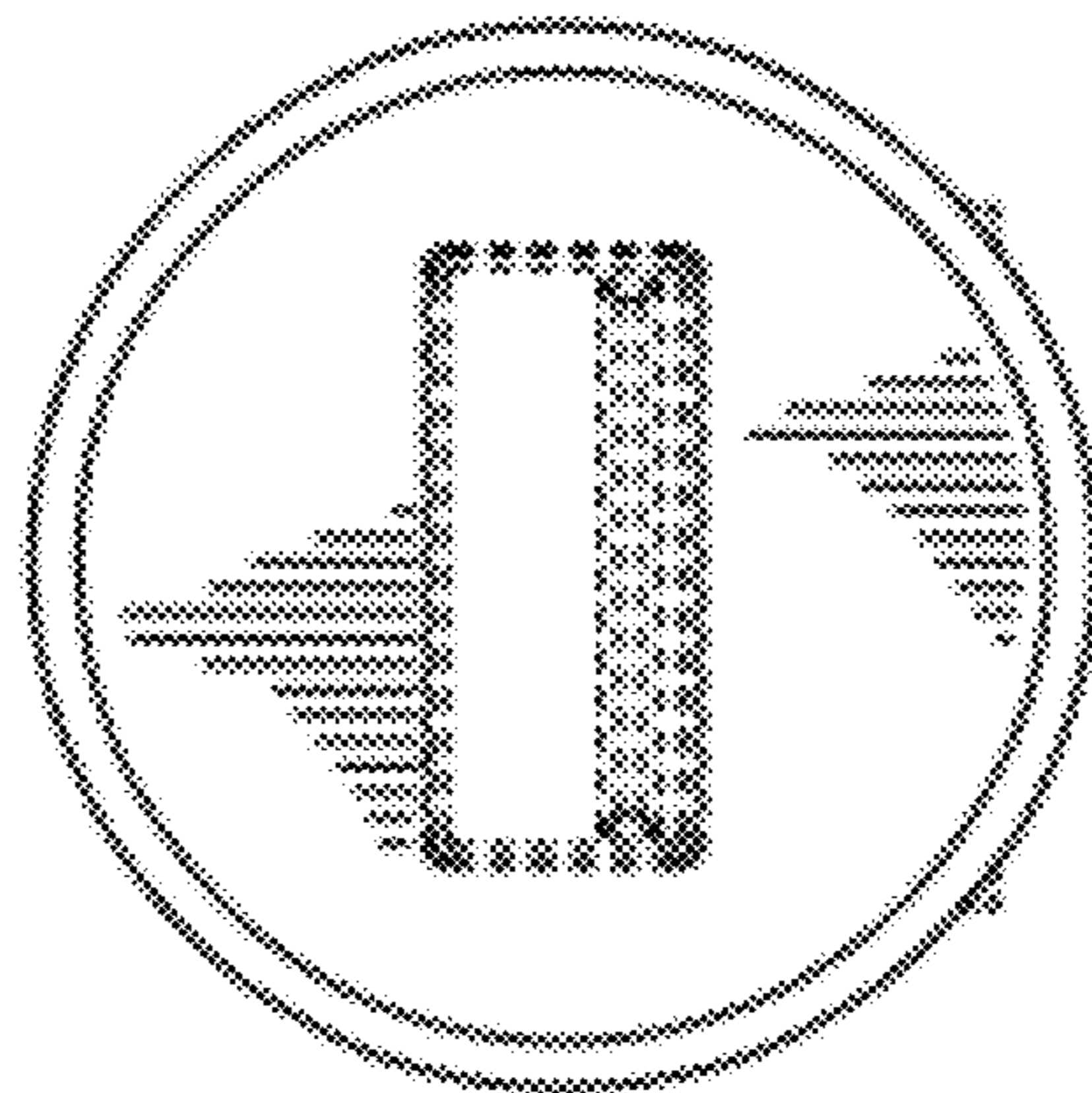


FIGURE 4

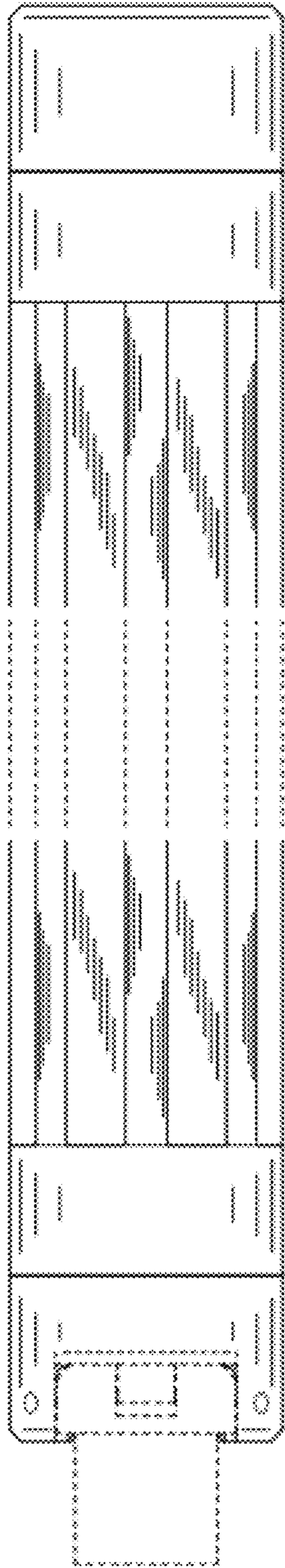


FIGURE 5

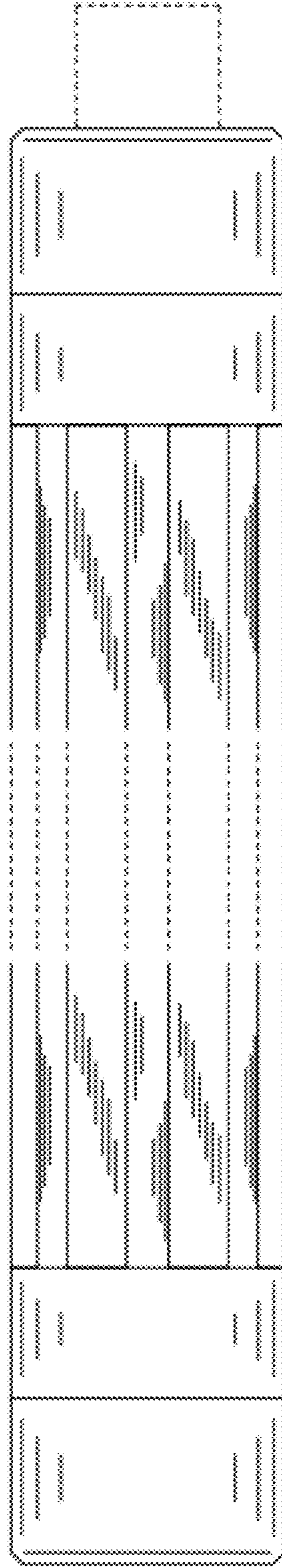


FIGURE 6

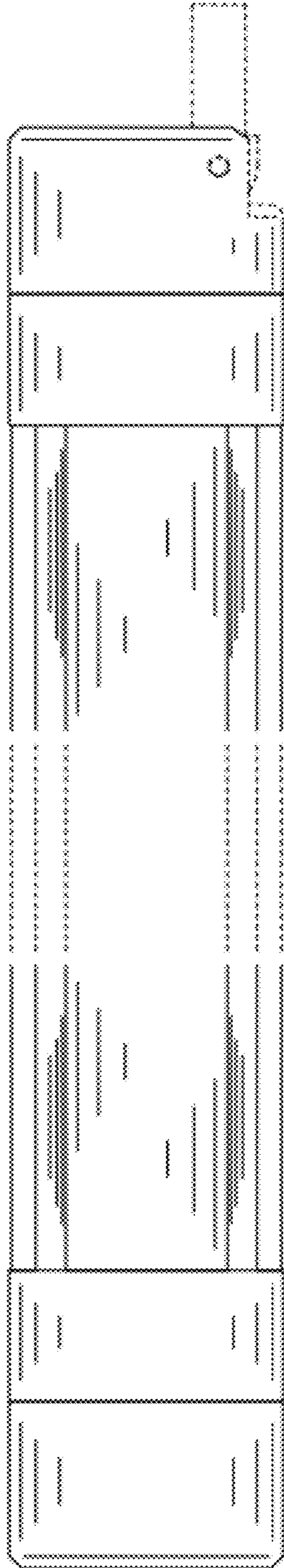


FIGURE 7

