



US00D670235S

(12) **United States Design Patent**
de Briey-Terlinden

(10) **Patent No.:** **US D670,235 S**

(45) **Date of Patent:** **** Nov. 6, 2012**

(54) **TIRE**
(75) Inventor: **Pascale de Briey-Terlinden**, Lischert
(BE)
(73) Assignee: **The Goodyear Tire & Rubber**
Company, Akron, OH (US)
(**) Term: **14 Years**
(21) Appl. No.: **29/423,197**

D515,023 S * 2/2006 Fukunaga D12/567
D526,956 S 8/2006 Welbes et al. D12/553
D533,131 S 12/2006 Fontaine et al. D12/588
D548,677 S 8/2007 Welbes et al. D12/553
D583,305 S 12/2008 Ashton et al. D12/553
D589,874 S 4/2009 Fontaine et al. D12/564
D591,221 S 4/2009 Fontaine et al. D12/563
D592,588 S 5/2009 Heinen et al. D12/564
D595,639 S 7/2009 de Briey-Terlinden D12/553
D595,640 S 7/2009 de Briey-Terlinden D12/564
D596,109 S 7/2009 de Briey-Terlinden D12/553

(Continued)

(22) Filed: **May 30, 2012**
(51) **LOC (9) Cl.** **12-15**
(52) **U.S. Cl.** **D12/567**
(58) **Field of Classification Search** D12/533-567,
D12/900-901; 152/209.1-209.9, 209.11-209.19,
152/209.21-209.28, 455
See application file for complete search history.

Primary Examiner — Stacia Cadmus
(74) *Attorney, Agent, or Firm* — Richard B. O’Planick

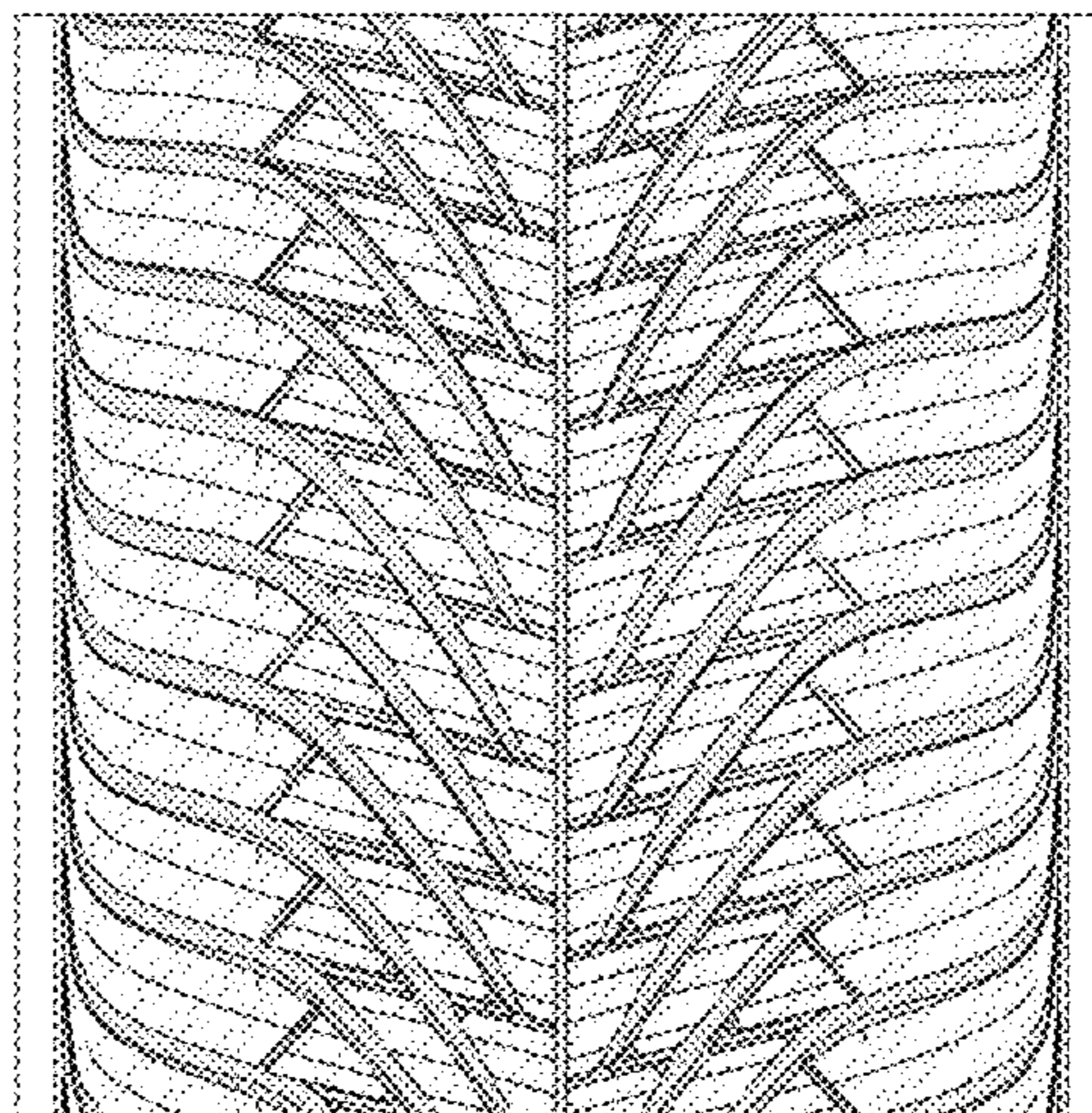

(57) **CLAIM**
The ornamental design for a tire, as shown and described.

DESCRIPTION

FIG. 1 is a perspective view of a tire showing my new design, it being understood that the pattern repeats uniformly throughout the circumference of the tread;
FIG. 2 is a front elevational view thereof;
FIG. 3 is a right side elevational view thereof; the other side being a mirror image thereof;
FIG. 4 is an enlarged fragmentary front elevational view thereof;
FIG. 5 is a perspective view of a second embodiment of a tire showing my new design, it being understood that the pattern repeats uniformly throughout the circumference of the tread and that the opposite side view is a mirror image thereof; and,
FIG. 6 is a front elevational view of a second embodiment, it being understood that an enlarged fragmentary view thereof would be substantially identical to that shown in FIG. 4, with the exception of the inclusion of the sidewall in solid lines.
In the drawings, the broken lines showing of the sidewall, inner bead and the peripheral boundary between the tire tread and the sidewall in FIGS. 1 through 4 depict environmental subject matter and form no part of the claimed design.

(56) **References Cited**
U.S. PATENT DOCUMENTS
4,456,046 A * 6/1984 Miller 152/209.18
D361,966 S 9/1995 Graas et al. D12/146
D379,449 S 5/1997 Graas et al. D12/151
D379,787 S 6/1997 Maxwell et al. D12/147
D392,229 S * 3/1998 Shirai et al. D12/567
D429,194 S 8/2000 Heinen et al. D12/147
D429,478 S 8/2000 Heinen et al. D12/147
D431,800 S 10/2000 Heinen et al. D12/147
D450,032 S 11/2001 Heinen D12/550
D451,068 S 11/2001 Heinen et al. D12/547
D451,446 S * 12/2001 Heinen et al. D12/567
D455,116 S 4/2002 Graas et al. D12/553
D472,873 S * 4/2003 Douce D12/560
D495,655 S * 9/2004 Motoori et al. D12/567
D496,326 S * 9/2004 Hayashi et al. D12/567
D496,626 S * 9/2004 Hayashi et al. D12/567
D504,106 S 4/2005 de Briey-Terlinden
et al. D12/553
D504,866 S 5/2005 Collette et al. D12/553
D505,112 S 5/2005 Heinen et al. D12/567
D511,740 S * 11/2005 Fukunaga D12/550

1 Claim, 6 Drawing Sheets



US D670,235 S

Page 2

U.S. PATENT DOCUMENTS

D597,475 S	8/2009	Heinen et al.	D12/553	D622,657 S	8/2010	Leocadio et al.	D12/553
D597,476 S	8/2009	de Briey-Terlinden	D12/553	D634,700 S *	3/2011	Ebel et al.	D12/546
D597,929 S *	8/2009	Diensthuber et al.	D12/566	D641,305 S	7/2011	de Briey-Terlinden	D12/547
D598,367 S	8/2009	de Briey-Terlinden	D12/553	D651,163 S *	12/2011	Shimizu et al.	D12/560

* cited by examiner

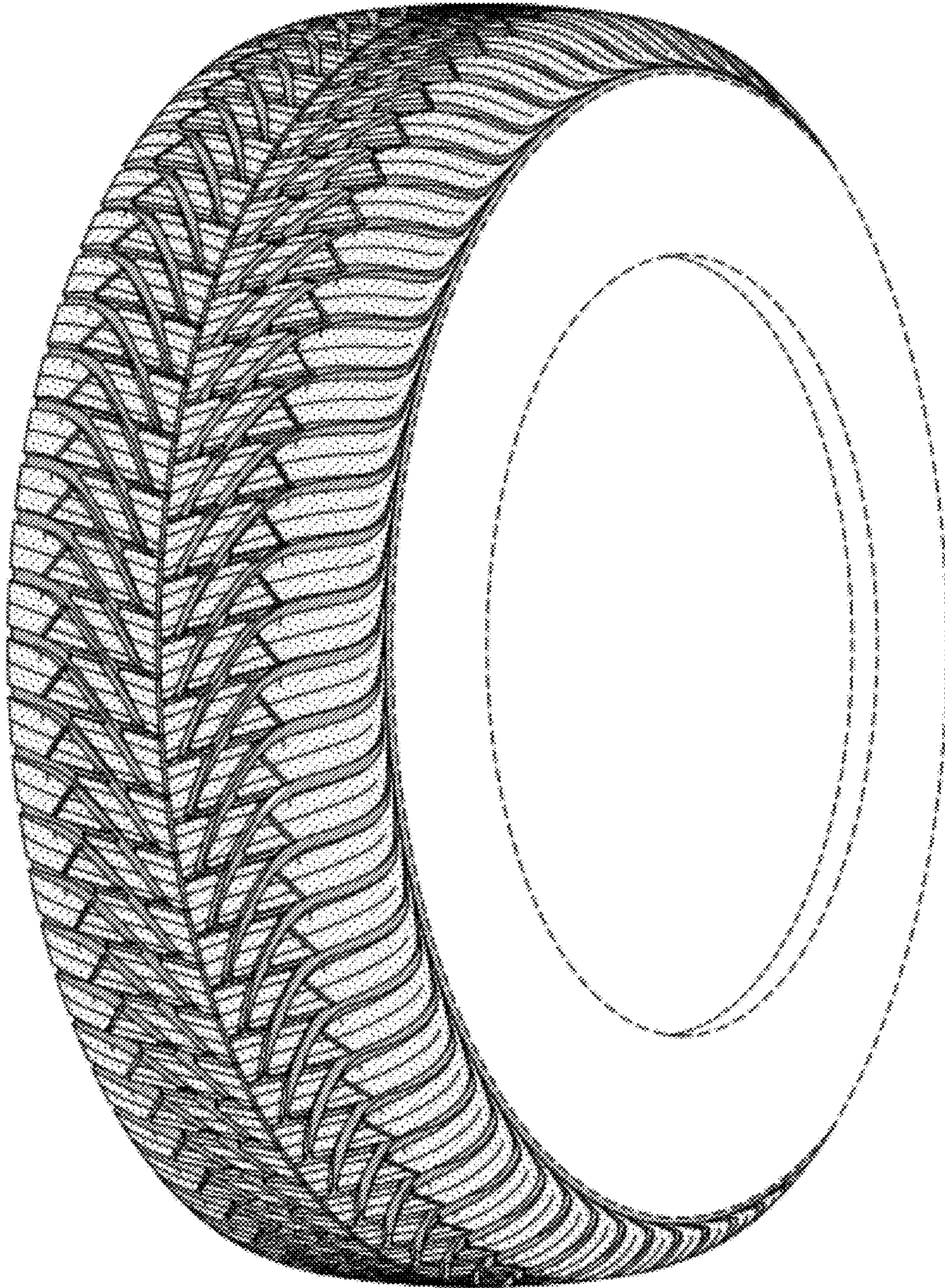


FIG-1




FIG-2

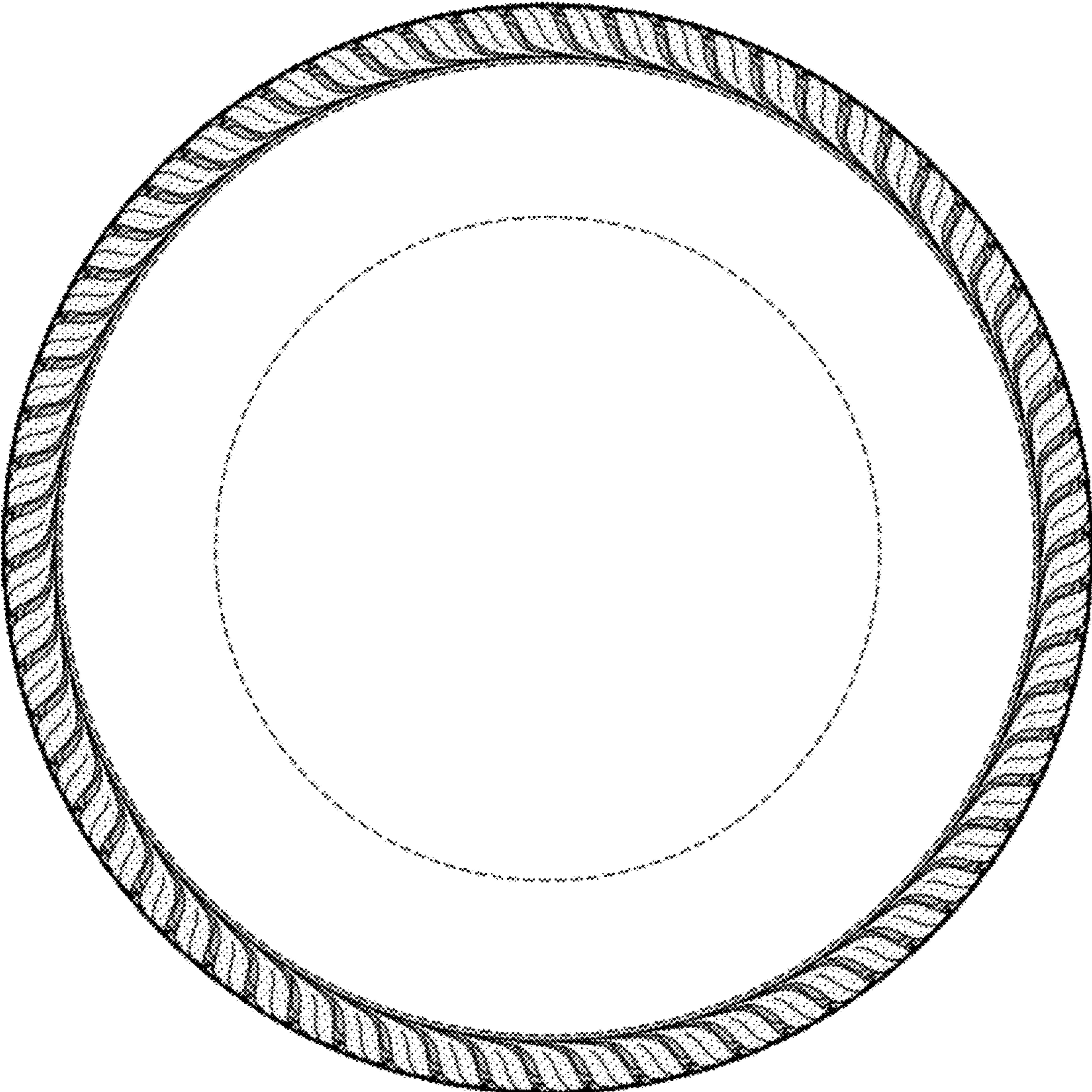


FIG-3

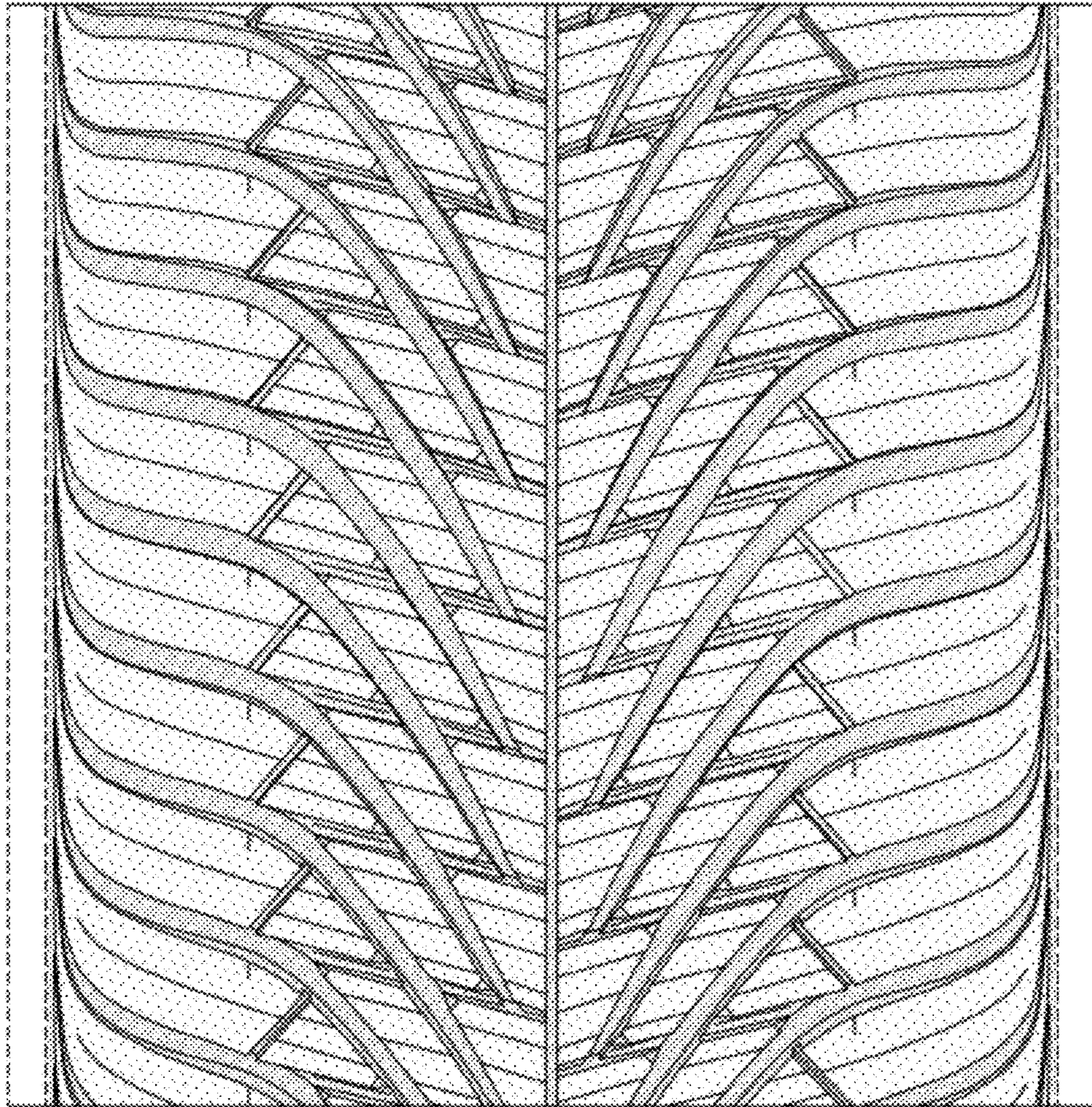


FIG-4



FIG-5




FIG-6