



US00D670221S

(12) **United States Design Patent**  
**Chung**

(10) **Patent No.:** **US D670,221 S**

(45) **Date of Patent:** **\*\* Nov. 6, 2012**

(54) **AUTOMOTIVE WHEEL**

(76) **Inventor:** **Suny Chung, Brea, CA (US)**

(\*\*) **Term:** **14 Years**

(21) **Appl. No.:** **29/421,392**

(22) **Filed:** **Jul. 16, 2012**

(51) **LOC (9) Cl.** ..... **12-16**

(52) **U.S. Cl.** ..... **D12/209**

(58) **Field of Classification Search** ..... D12/204-213;  
301/37.101, 64.101, 65, 64.201

See application file for complete search history.

(56) **References Cited**

**U.S. PATENT DOCUMENTS**

D372,696 S *	8/1996	Tung	.....	D12/209
D389,101 S *	1/1998	Julien	.....	D12/501
D392,610 S *	3/1998	Noriega	.....	D12/209
D397,663 S *	9/1998	Chrysanto	.....	D12/209
D415,462 S *	10/1999	Hussaini et al.	.....	D12/209
D477,800 S *	7/2003	Brown et al.	.....	D12/209
D497,135 S *	10/2004	Anderson et al.	.....	D12/209

D522,437 S *	6/2006	Long	.....	D12/209
D522,948 S *	6/2006	Long	.....	D12/209
D539,719 S *	4/2007	Aoki	.....	D12/209
D546,260 S *	7/2007	Aoki	.....	D12/209
D550,601 S *	9/2007	Welch	.....	D12/209
D550,602 S *	9/2007	Shimokawa et al.	.....	D12/209
D570,757 S *	6/2008	Kiesel	.....	D12/209

\* cited by examiner

*Primary Examiner* — Stacia Cadmus

(57) **CLAIM**

The ornamental design for an automotive wheel, as shown and described.

**DESCRIPTION**

FIG. 1 is a perspective view of an automotive wheel, showing my new design; and,

FIG. 2 is a front view thereof.

The broken line showing of the rear of the wheel is included for the purpose of illustrating environment and forms no part of the claimed design.

**1 Claim, 2 Drawing Sheets**

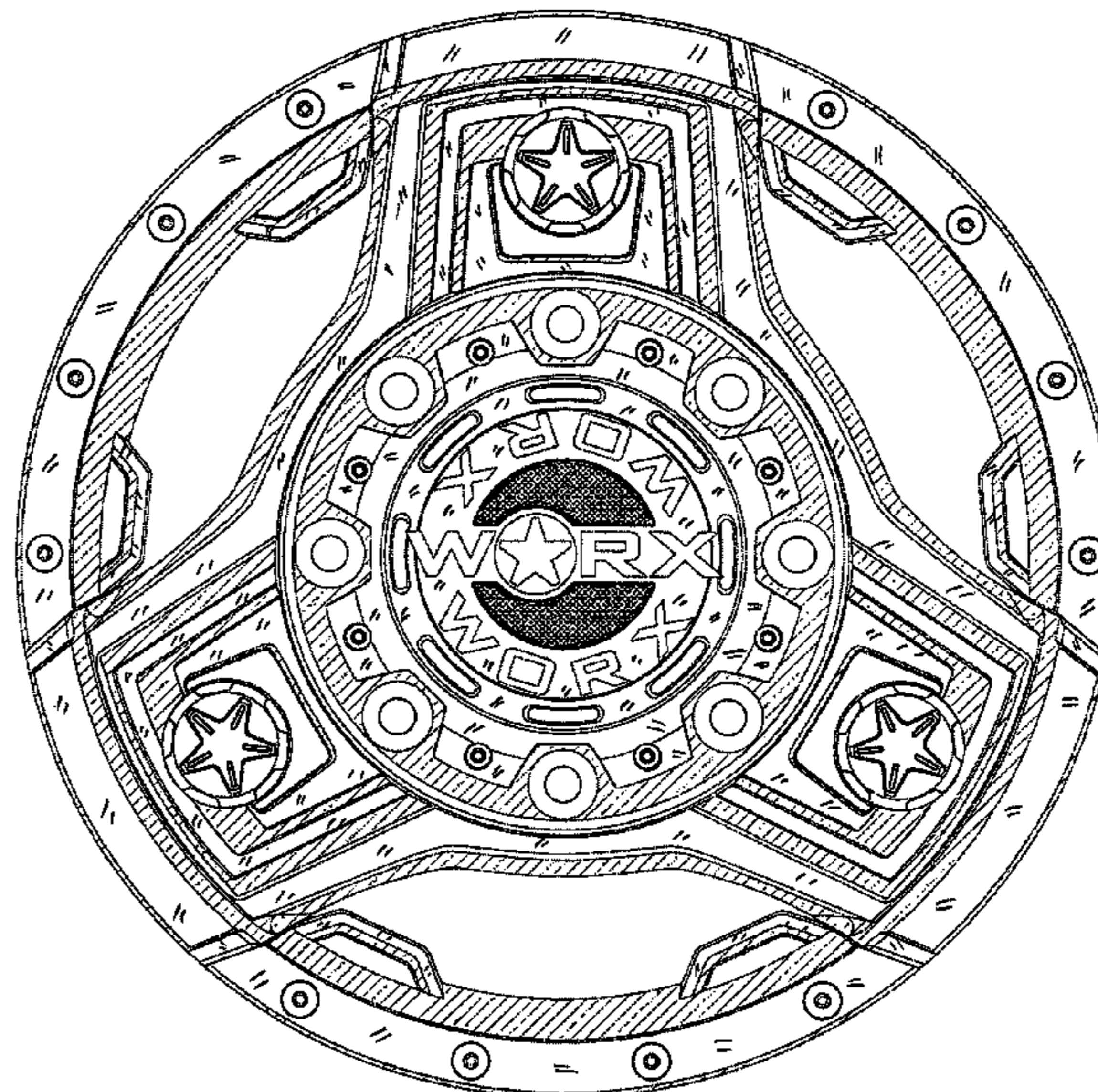
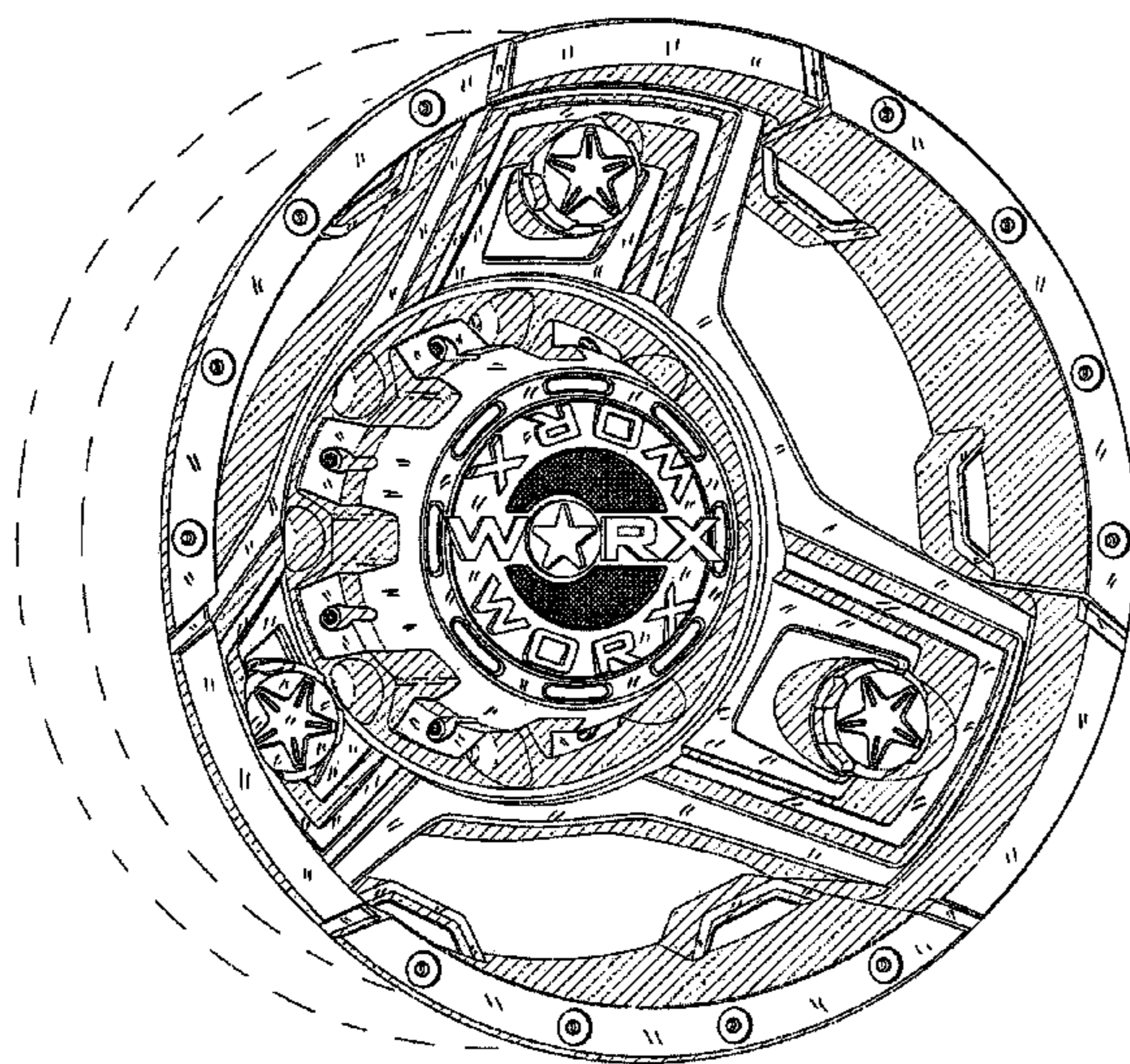


FIGURE 1

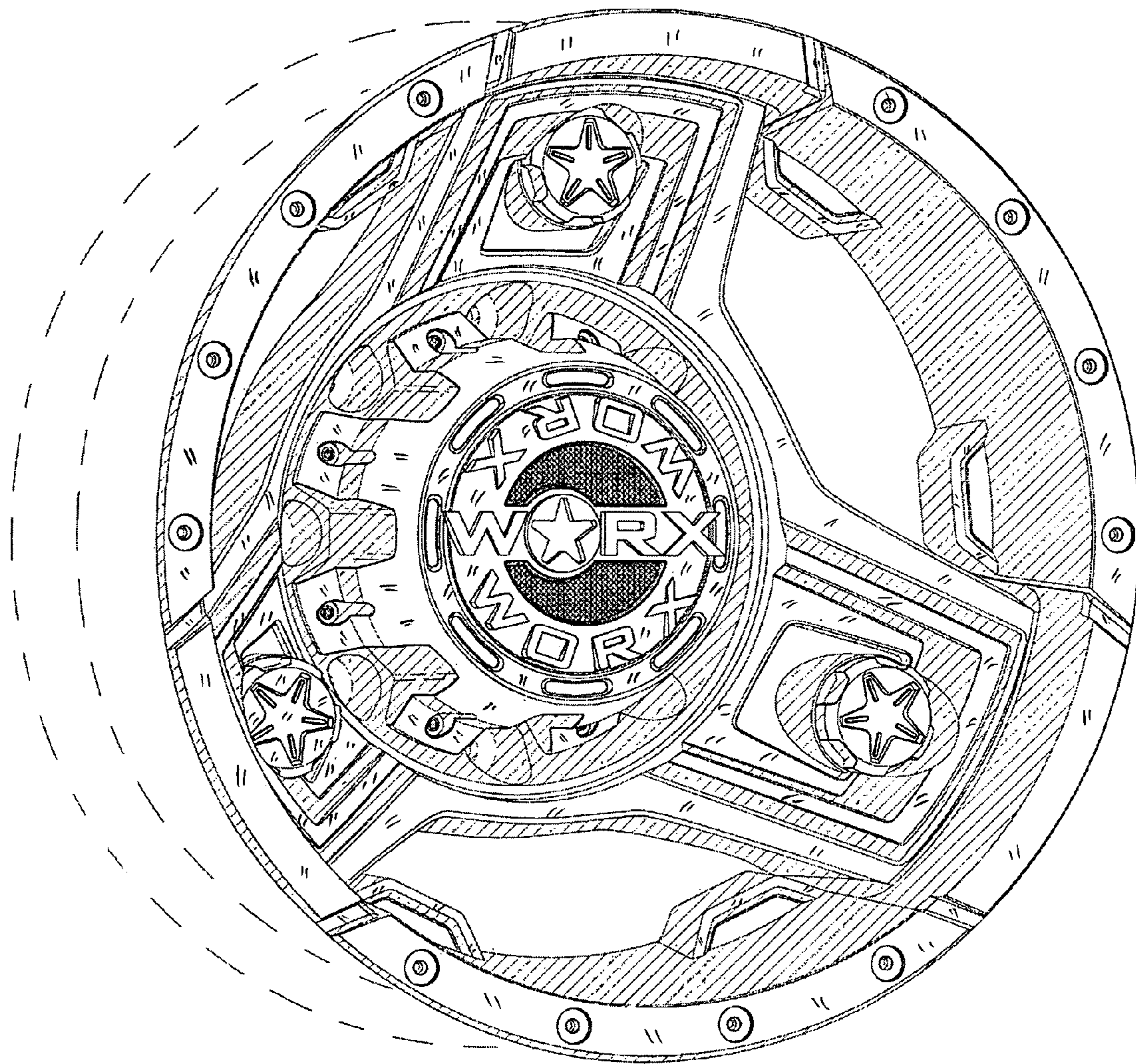


FIGURE 2

