



US00D670214S

(12) **United States Design Patent**  
**Watanabe**

(10) **Patent No.:** **US D670,214 S**  
(45) **Date of Patent:** **\*\* Nov. 6, 2012**

(54) **RADIATOR GRILL FOR AN AUTOMOBILE**  
(75) Inventor: **Kazuhiko Watanabe**, Atsugi (JP)  
(73) Assignee: **Nissan Motor Co., Ltd.**, Yokohama (JP)

D607,785 S \* 1/2010 Walter et al. .... D12/163  
D614,542 S \* 4/2010 Kasai et al. .... D12/163  
D623,565 S \* 9/2010 Cogswell .... D12/163  
D634,676 S \* 3/2011 Iida .... D12/163  
D635,065 S \* 3/2011 Seo .... D12/163

(\*\*) Term: **14 Years**  
(21) Appl. No.: **29/403,020**  
(22) Filed: **Sep. 30, 2011**

**FOREIGN PATENT DOCUMENTS**

JP 1330474 S 5/2008  
JP 1332839 S 6/2008

\* cited by examiner

(30) **Foreign Application Priority Data**

Apr. 5, 2011 (JP) ..... 2011-007864

(51) **LOC (9) Cl.** ..... **12-16**  
(52) **U.S. Cl.** ..... **D12/163**  
(58) **Field of Classification Search** ..... D12/163,  
D12/171, 196, 216, 90-92, 86, 164; 180/68.1,  
180/68.6; 296/193.11

See application file for complete search history.

*Primary Examiner* — Melody N Brown

(74) *Attorney, Agent, or Firm* — Global IP Counselors, LLP

(56) **References Cited**

**U.S. PATENT DOCUMENTS**

D515,987 S \* 2/2006 Yamamoto ..... D12/163  
D526,943 S \* 8/2006 Wu ..... D12/163  
D537,019 S \* 2/2007 Pfeiffer ..... D12/163  
D565,478 S \* 4/2008 Abe ..... D12/163  
D575,686 S \* 8/2008 Fukui et al. .... D12/163  
D575,688 S \* 8/2008 Miyata et al. .... D12/163  
D576,086 S \* 9/2008 Ishizuka ..... D12/163  
D584,198 S \* 1/2009 Tamura ..... D12/163  
D592,111 S \* 5/2009 Janik et al. .... D12/163  
D592,564 S \* 5/2009 Kusamoto et al. .... D12/163  
D602,820 S \* 10/2009 Yukawa et al. .... D12/163

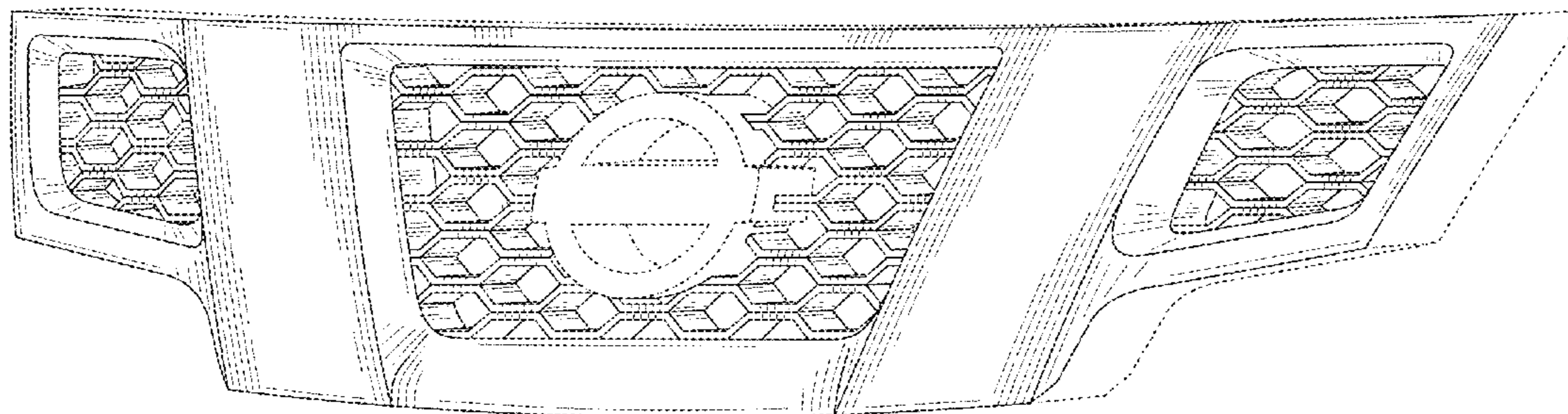
(57) **CLAIM**

The ornamental design for a radiator grill for an automobile, as shown and described.

**DESCRIPTION**

FIG. 1 is a front elevational view of a radiator grill for an automobile showing my new design;  
FIG. 2 is a rear elevational view thereof;  
FIG. 3 is a top plan view thereof;  
FIG. 4 is a bottom plan view thereof;  
FIG. 5 is a right side elevational view thereof;  
FIG. 6 is a left side elevational view thereof; and,  
FIG. 7 is a front perspective view thereof.  
The broken line showing of the radiator grill is for purpose of illustrating environmental structure and forms no part of the claimed design.

**1 Claim, 3 Drawing Sheets**



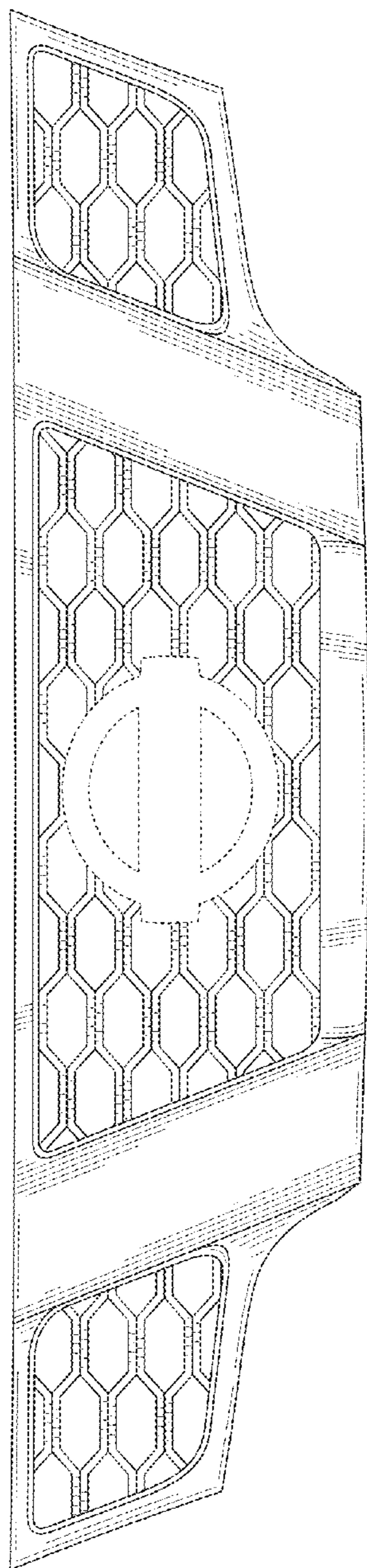


FIG. 1

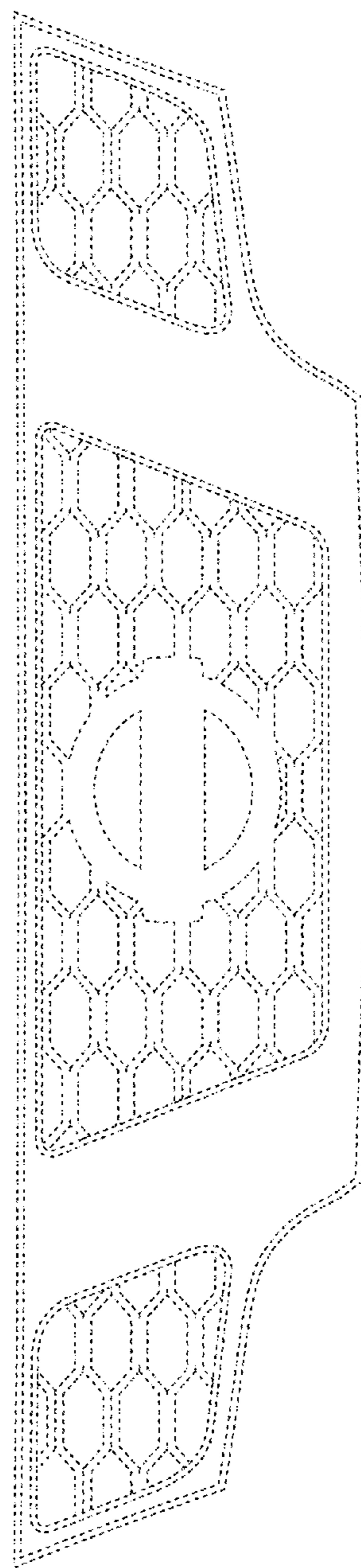


FIG. 2

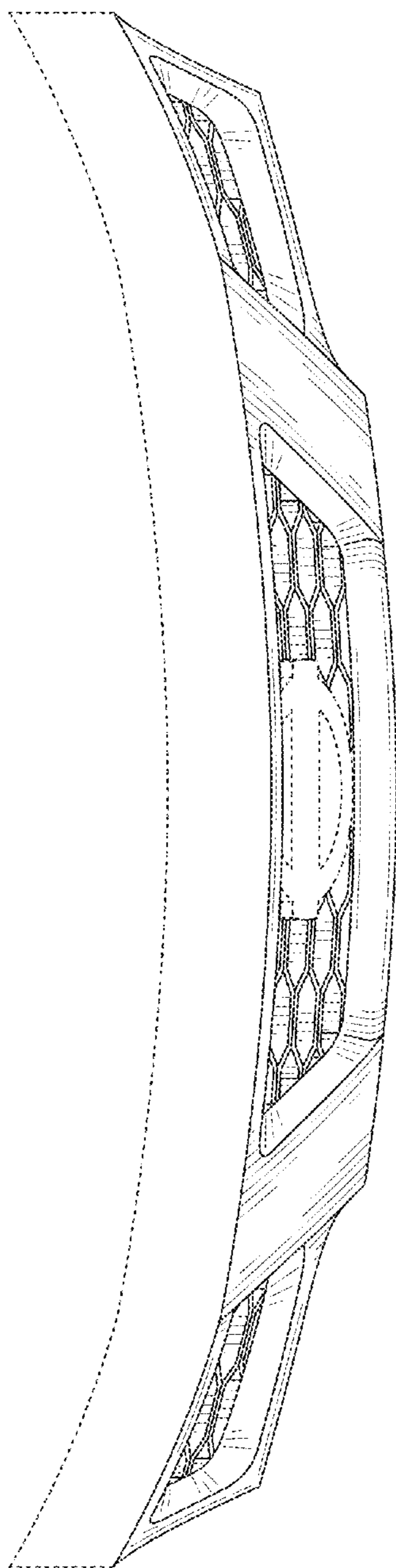


FIG. 3

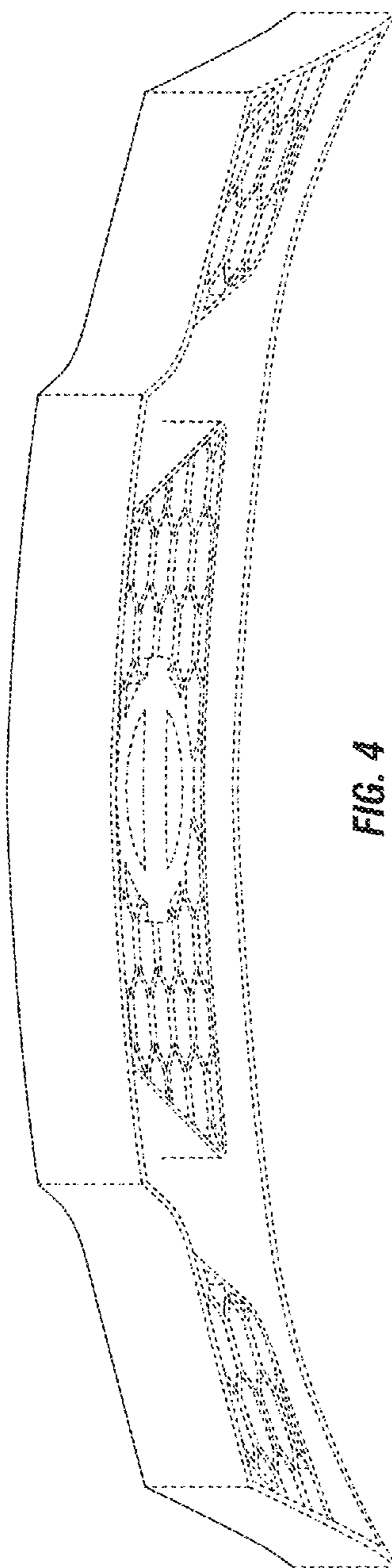


FIG. 4

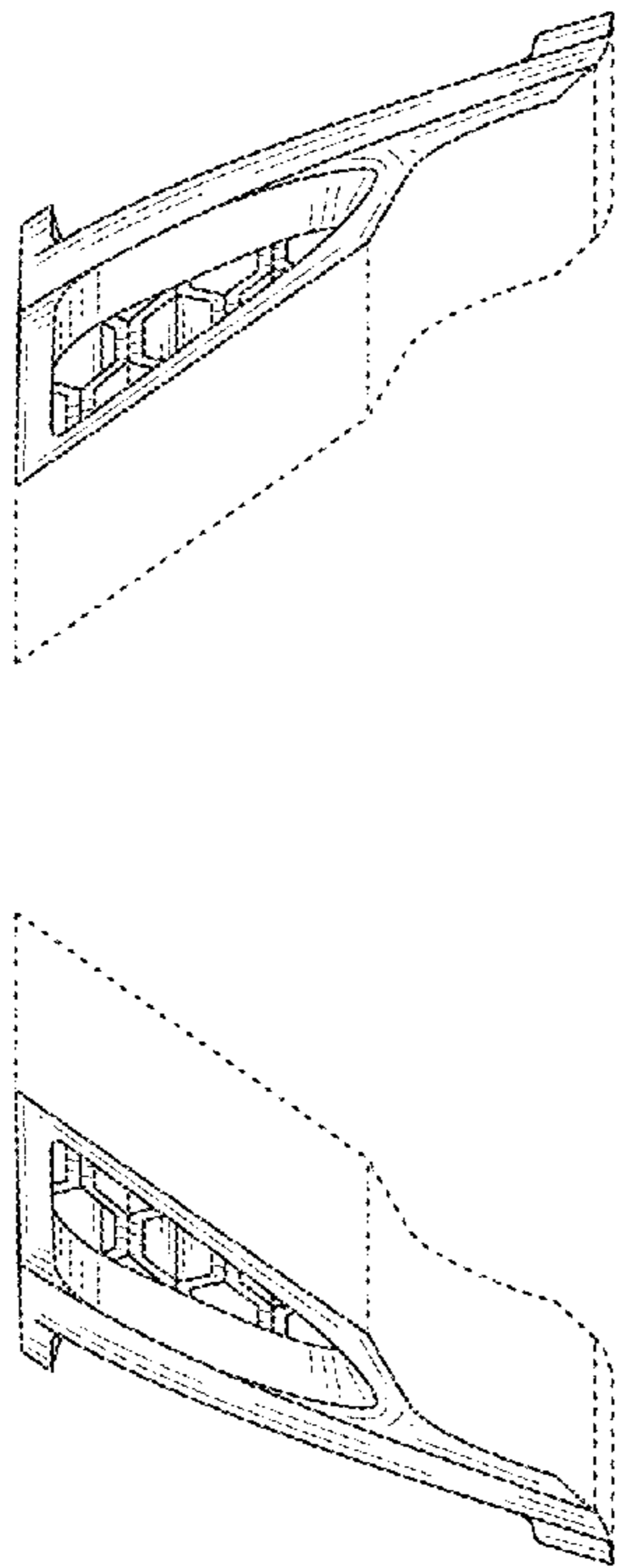


FIG. 5

FIG. 6




FIG. 7