



US00D670206S

(12) **United States Design Patent**
Nitta et al.

(10) **Patent No.:** **US D670,206 S**
(45) **Date of Patent:** **** Nov. 6, 2012**

(54) **MOTOR SCOOTER OR MOTOR SCOOTER
REPLICA**

D556,093 S * 11/2007 Tanaka et al. D12/110
D600,163 S * 9/2009 Kubota et al. D12/110
D657,289 S * 4/2012 Tanaka et al. D12/110

* cited by examiner

(75) Inventors: **Hiroshi Nitta**, Wako (JP); **Xiumin Shi**,
Shanghai (CN)

Primary Examiner — Susan M Lee

Assistant Examiner — Linda G. Brooks

(73) Assignee: **Honda Motor Co., Ltd.**, Tokyo (JP)

(74) *Attorney, Agent, or Firm* — Birch, Stewart, Kolasch &
Birch, LLP

(**) Term: **14 Years**

(57) **CLAIM**

(21) Appl. No.: **29/402,557**

The ornamental design for a motor scooter or motor scooter
replica, as shown and described.

(22) Filed: **Sep. 23, 2011**

DESCRIPTION

(30) **Foreign Application Priority Data**

Mar. 31, 2011 (JP) 2011-007557

(51) **LOC (9) Cl.** **12-11**

(52) **U.S. Cl.** **D12/110**

(58) **Field of Classification Search** D12/110;
180/219, 220, 225, 229

See application file for complete search history.

FIG. 1 is a perspective view from the right side of a motor
scooter or motor scooter replica.

FIG. 2 is a perspective view from the left side thereof.

FIG. 3 is a perspective view from the right side thereof.

FIG. 4 is a perspective view from the left side thereof.

FIG. 5 is a front elevation view thereof.

FIG. 6 is a rear elevation view thereof.

FIG. 7 is a right side elevation view thereof.

FIG. 8 is a left side elevation view thereof.

FIG. 9 is a top plan view thereof; and,

FIG. 10 is a bottom plan view thereof.

The portions of the motor scooter shown in broken lines are
for the purpose of showing environmental structure only and
form no part of the claimed design.

(56) **References Cited**

U.S. PATENT DOCUMENTS

D480,661 S * 10/2003 Kawawa et al. D12/110

D544,817 S * 6/2007 Nishimoto et al. D12/110

1 Claim, 10 Drawing Sheets

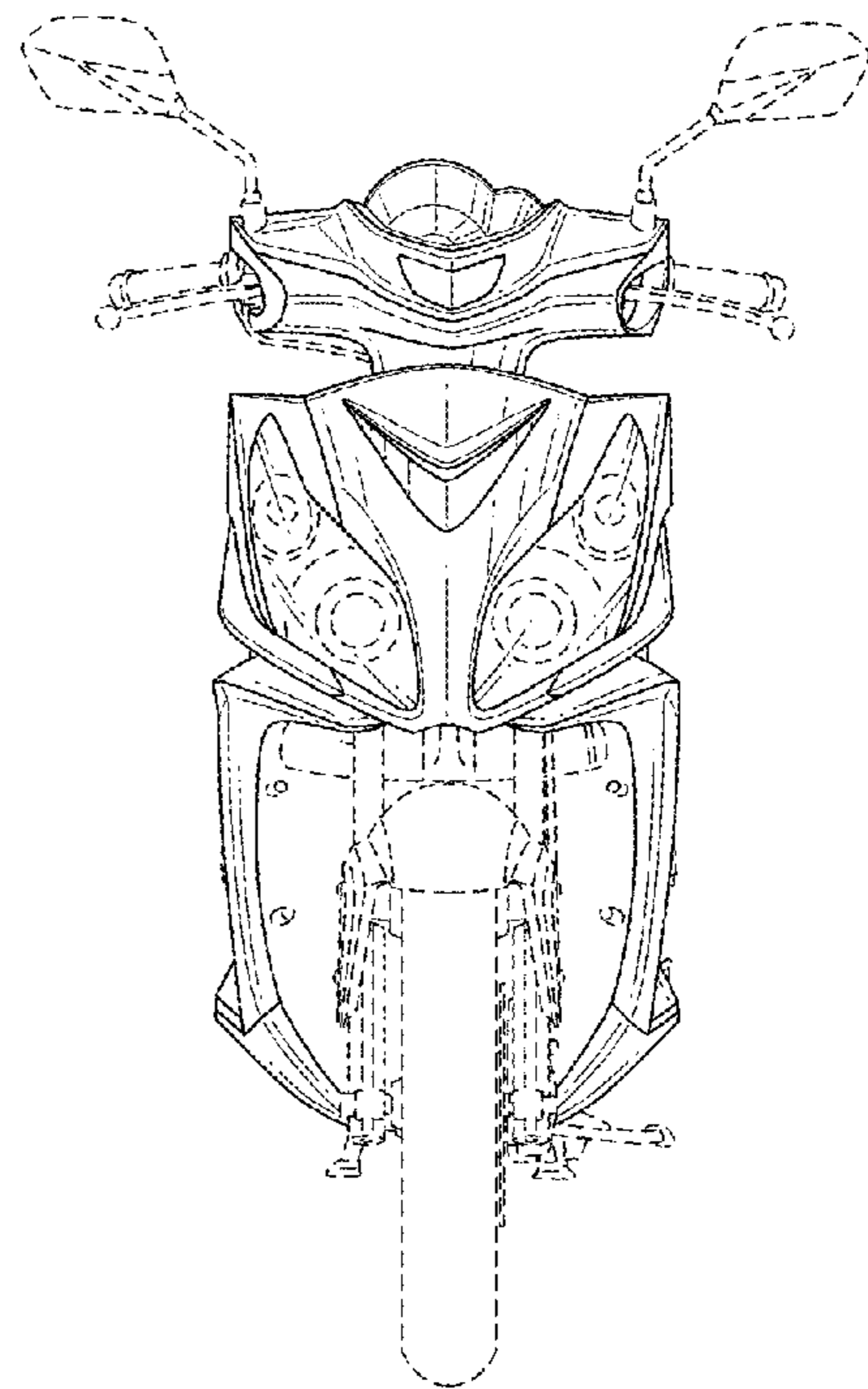



FIG. 1




FIG. 3




FIG. 4




FIG. 5




FIG. 6




FIG. 7

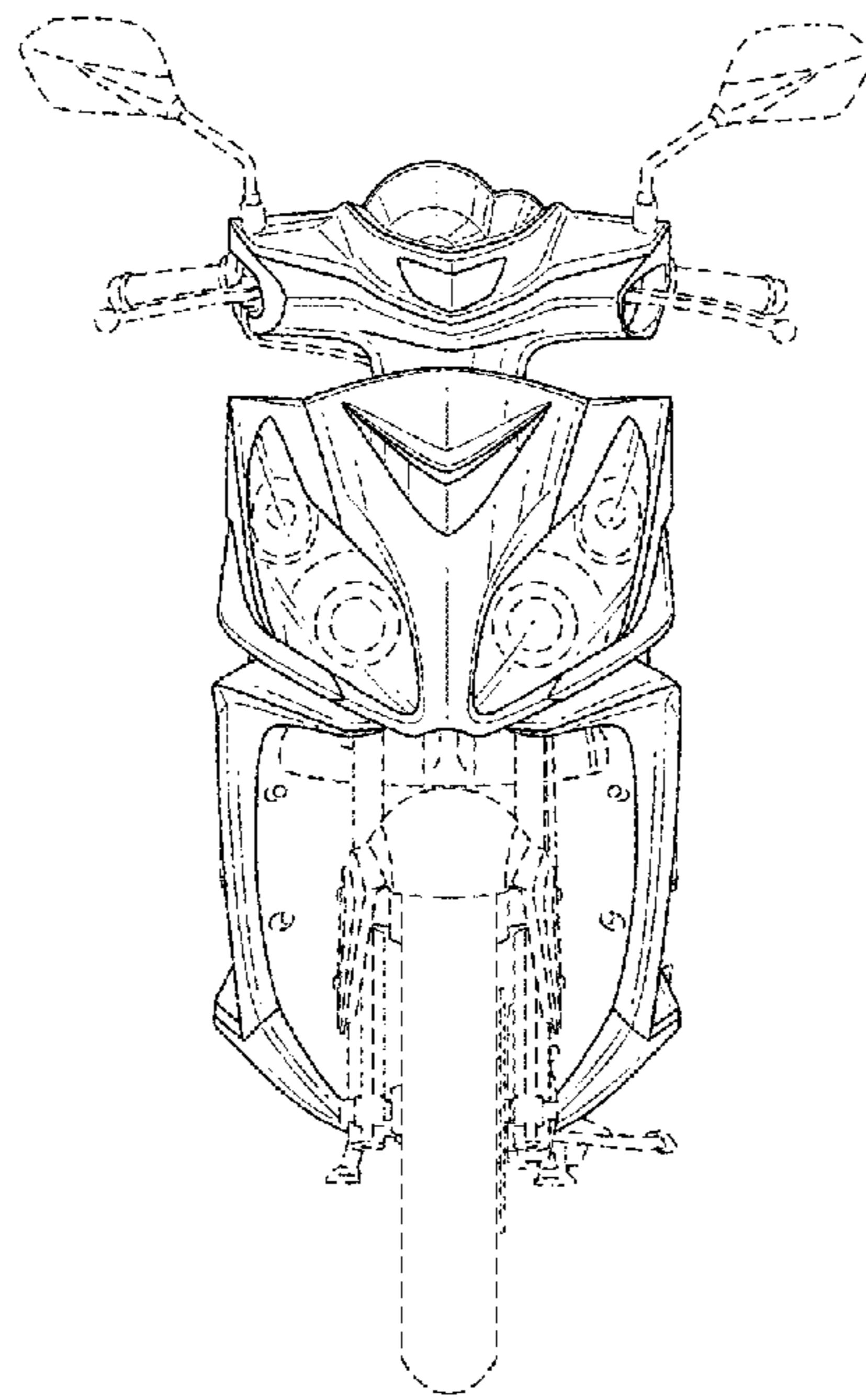


FIG. 8

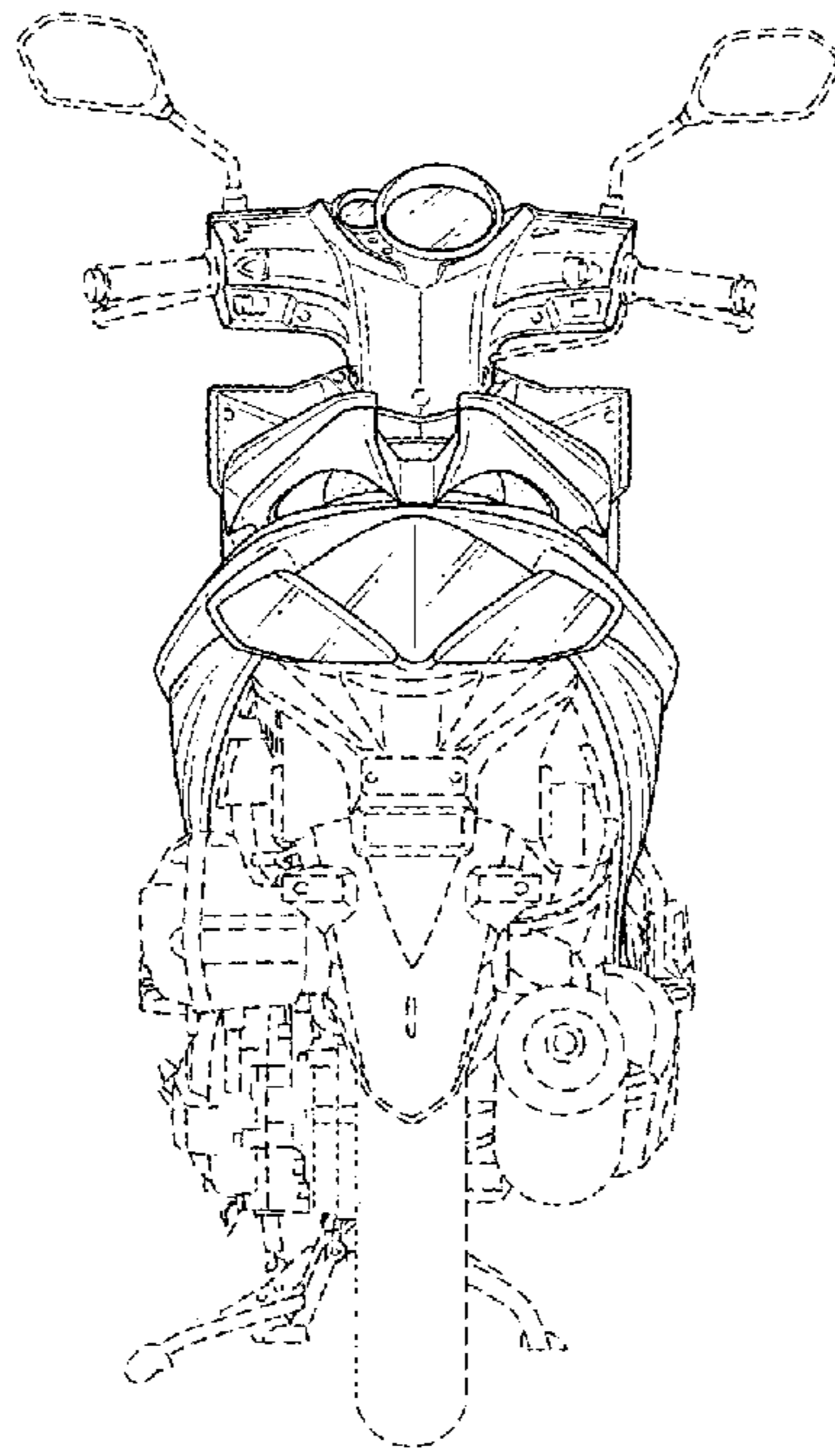


FIG. 9

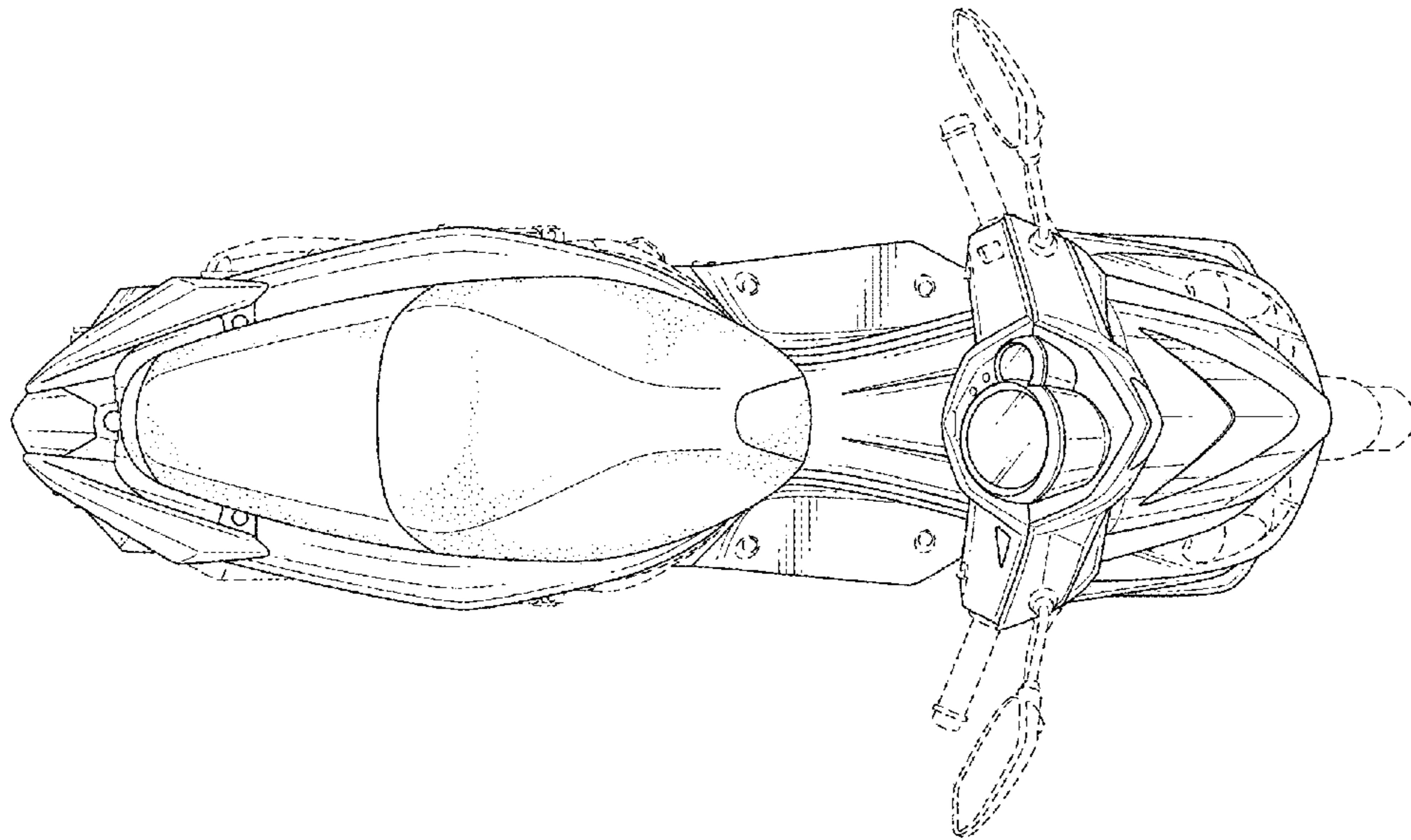


FIG. 10

