



US00D670202S

(12) **United States Design Patent**  
**Blasi**

(10) **Patent No.:** **US D670,202 S**  
(45) **Date of Patent:** **\*\* Nov. 6, 2012**

(54) **VEHICLE, TOY, AND/OR REPLICAS  
THEREOF**

D610,043 S \* 2/2010 Bauer et al. .... D12/92  
D621,750 S \* 8/2010 Majdandzic .... D12/92  
D638,753 S \* 5/2011 Faghihzadeh .... D12/92

(75) Inventor: **Juliane Blasi**, Munich (DE)

**FOREIGN PATENT DOCUMENTS**

(73) Assignee: **Bayerische Motoren Werke  
Aktiengesellschaft**, Munich (DE)

EM 001924754-0001 9/2011

\* cited by examiner

(\*\*) Term: **14 Years**

*Primary Examiner* — Melody N Brown

(74) *Attorney, Agent, or Firm* — Crowell & Moring LLP

(21) Appl. No.: **29/398,932**

(57) **CLAIM**  
The ornamental design for a vehicle, toy, and/or replicas thereof, as shown and described.

(22) Filed: **Aug. 8, 2011**

**DESCRIPTION**

(30) **Foreign Application Priority Data**

Feb. 9, 2011 (DE) ..... 40 2011 000 783

(51) **LOC (9) Cl.** ..... **12-08**

(52) **U.S. Cl.** ..... **D12/92**

(58) **Field of Classification Search** ..... D12/86,  
D12/90-92; D21/424, 433, 434; 296/181.1,  
296/181.5

See application file for complete search history.

This application contains subject matter related to the following co-pending U.S. design patent application:

Application Ser. No. 29/398,935, filed herewith and entitled "Headlight for a Vehicle".

FIG. 1 is a left, front perspective view of a vehicle, toy, and/or replicas thereof according to my design;

FIG. 2 is a left, rear perspective view thereof;

FIG. 3 is a left side view thereof;

FIG. 4 is a right side view thereof;

FIG. 5 is a front view thereof;

FIG. 6 is a rear view thereof; and,

FIG. 7 is a top view thereof.

The broken lines are for illustrative purposes only and form no part of the claimed design.

(56) **References Cited**

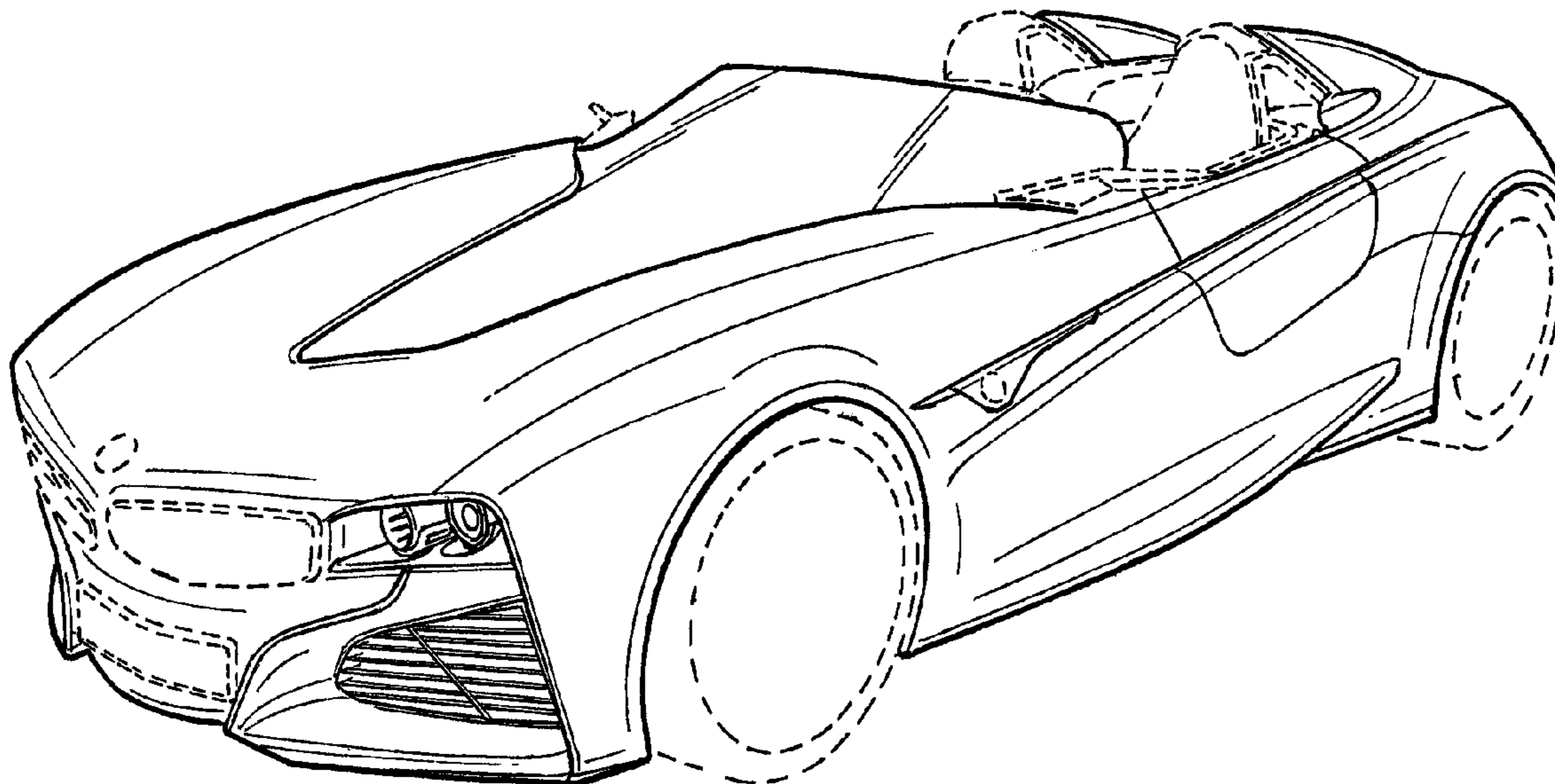
**U.S. PATENT DOCUMENTS**

D597,448 S \* 8/2009 Jacob ..... D12/92

D608,696 S \* 1/2010 Bauer et al. .... D12/92

D610,042 S \* 2/2010 Bauer et al. .... D12/92

**1 Claim, 6 Drawing Sheets**






FIG. 1

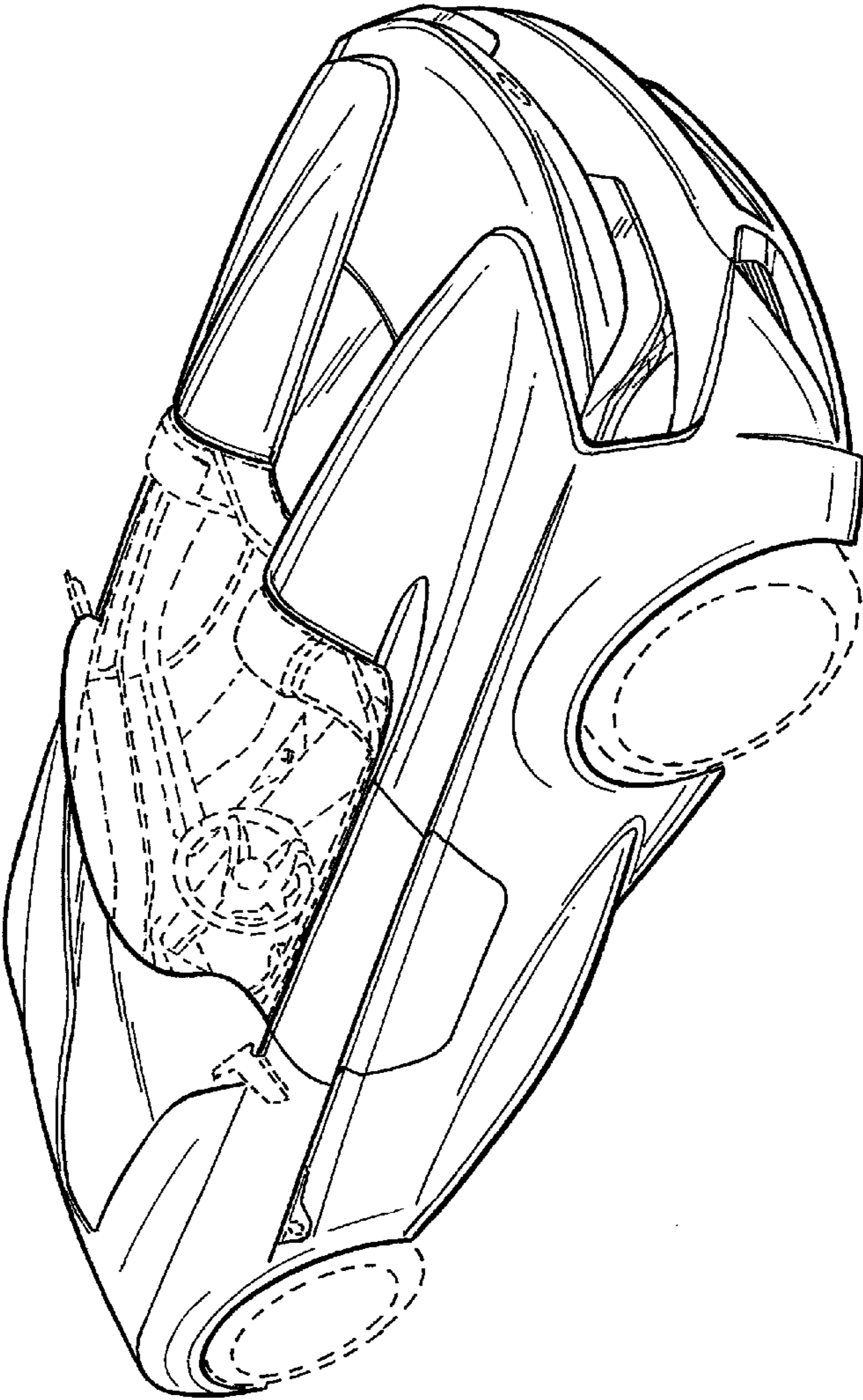


FIG. 2

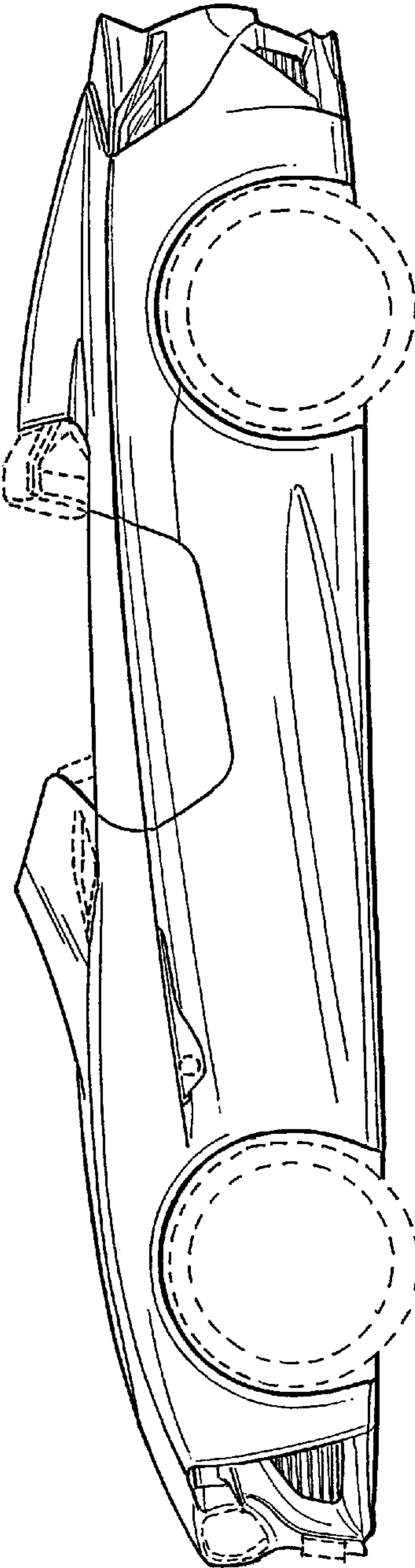


FIG. 3

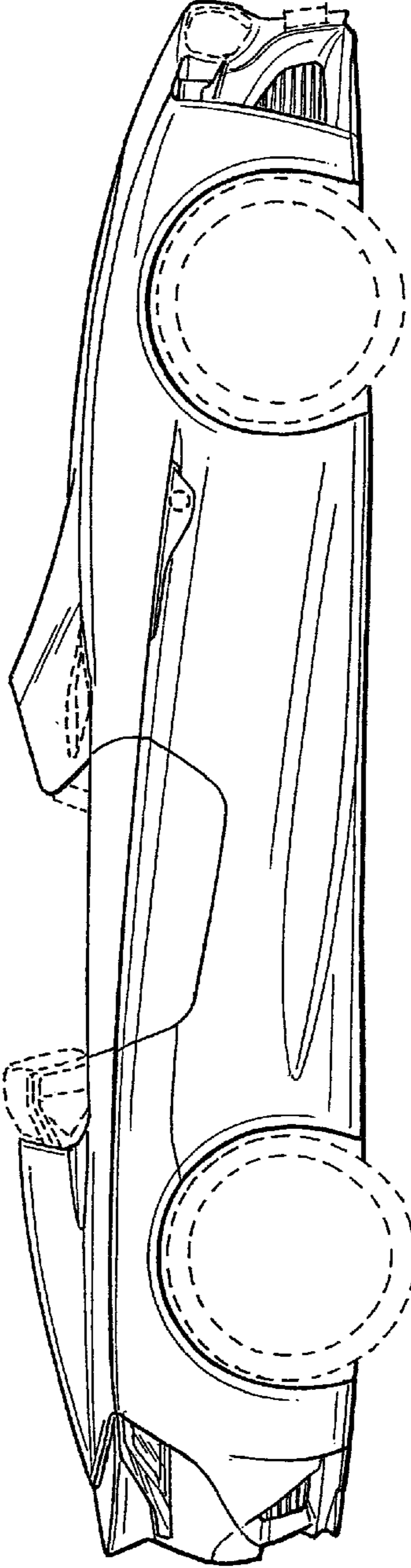


FIG. 4






FIG. 5




FIG. 6

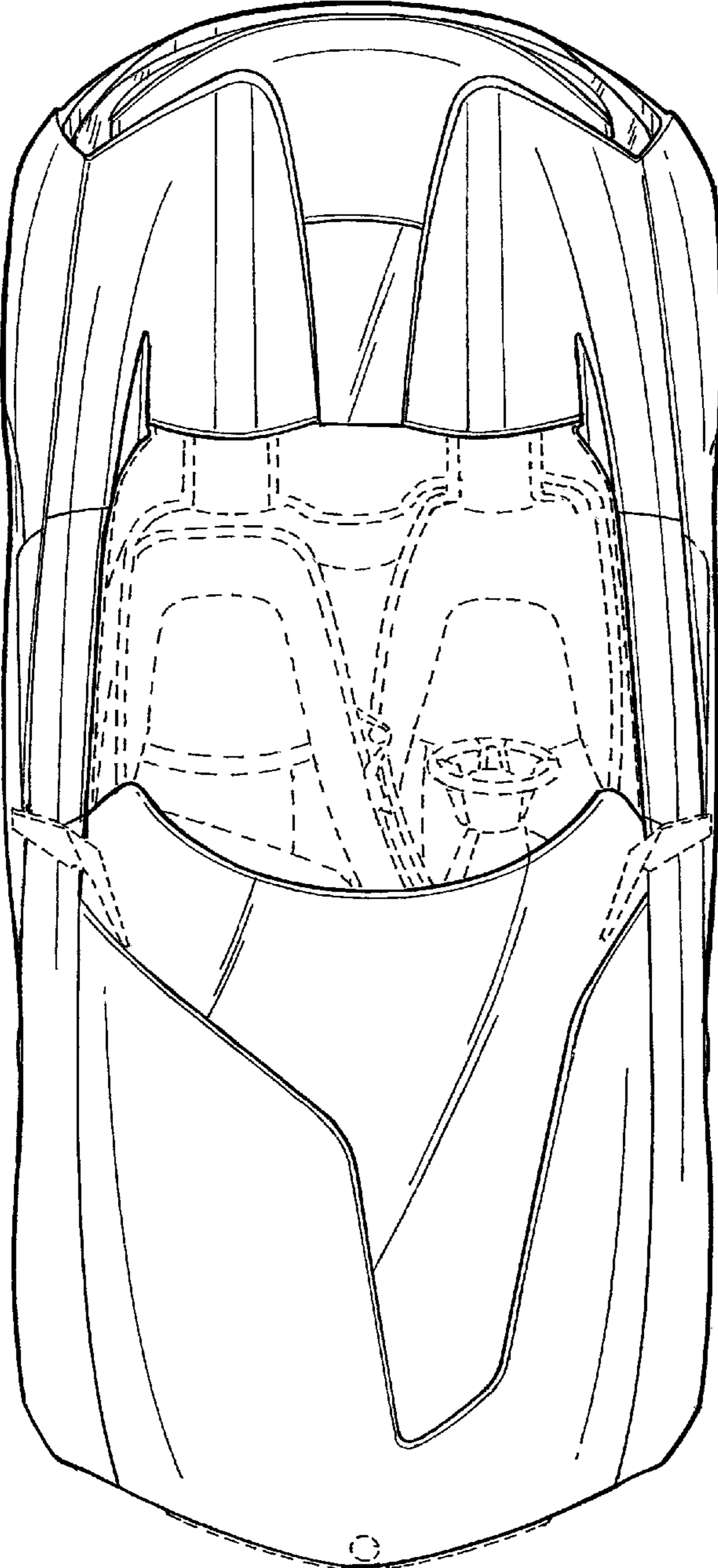


FIG. 7