



US00D670199S

(12) **United States Design Patent**
Zhang et al.

(10) **Patent No.:** **US D670,199 S**

(45) **Date of Patent:** **** Nov. 6, 2012**

(54) **AUTOMOBILE**

(75) Inventors: **Xinghai Zhang**, Chongqing (CN); **Zili Peng**, Chongqing (CN)

(73) Assignee: **Chongqing Sokon Industry Group Stock Co., Ltd.**, Chongqing (CN)

(**) Term: **14 Years**

(21) Appl. No.: **29/399,558**

(22) Filed: **Aug. 16, 2011**

(30) **Foreign Application Priority Data**

Feb. 17, 2011 (CN) 2011 3 0023696

(51) **LOC (9) Cl.** **12-08**

(52) **U.S. Cl.** **D12/91**

(58) **Field of Classification Search** D12/86,
D12/90-92; D21/424, 433, 434; 296/181.1,
296/181.5

See application file for complete search history.

(56) **References Cited**

U.S. PATENT DOCUMENTS

D470,796 S * 2/2003 Nakajima et al. D12/91
D476,600 S * 7/2003 Tamiya et al. D12/91

D492,915 S * 7/2004 Hara et al. D12/91
D504,087 S * 4/2005 Hakamata et al. D12/91
D525,562 S * 7/2006 Yagi et al. D12/91
D554,562 S * 11/2007 Adams et al. D12/91
D567,713 S * 4/2008 Ohishi et al. D12/91
D568,210 S * 5/2008 Ohishi et al. D12/91
D622,634 S * 8/2010 Yamamoto et al. D12/91
D633,824 S * 3/2011 Fukui et al. D12/91

* cited by examiner

Primary Examiner — Melody N Brown

(74) *Attorney, Agent, or Firm* — Ostrolenk Faber LLP

(57) **CLAIM**

The ornamental design for an automobile, as shown and described.

DESCRIPTION

FIG. 1 is a front perspective view of the automobile showing our design;

FIG. 2 is a rear perspective view thereof;

FIG. 3 is a front view thereof;


FIG. 4 is a rear view thereof;

FIG. 5 is a left side view thereof;

FIG. 6 is a right side view thereof; and,

FIG. 7 is a top view thereof.

1 Claim, 7 Drawing Sheets






Fig. 1




Fig. 2




Fig. 3




Fig. 4

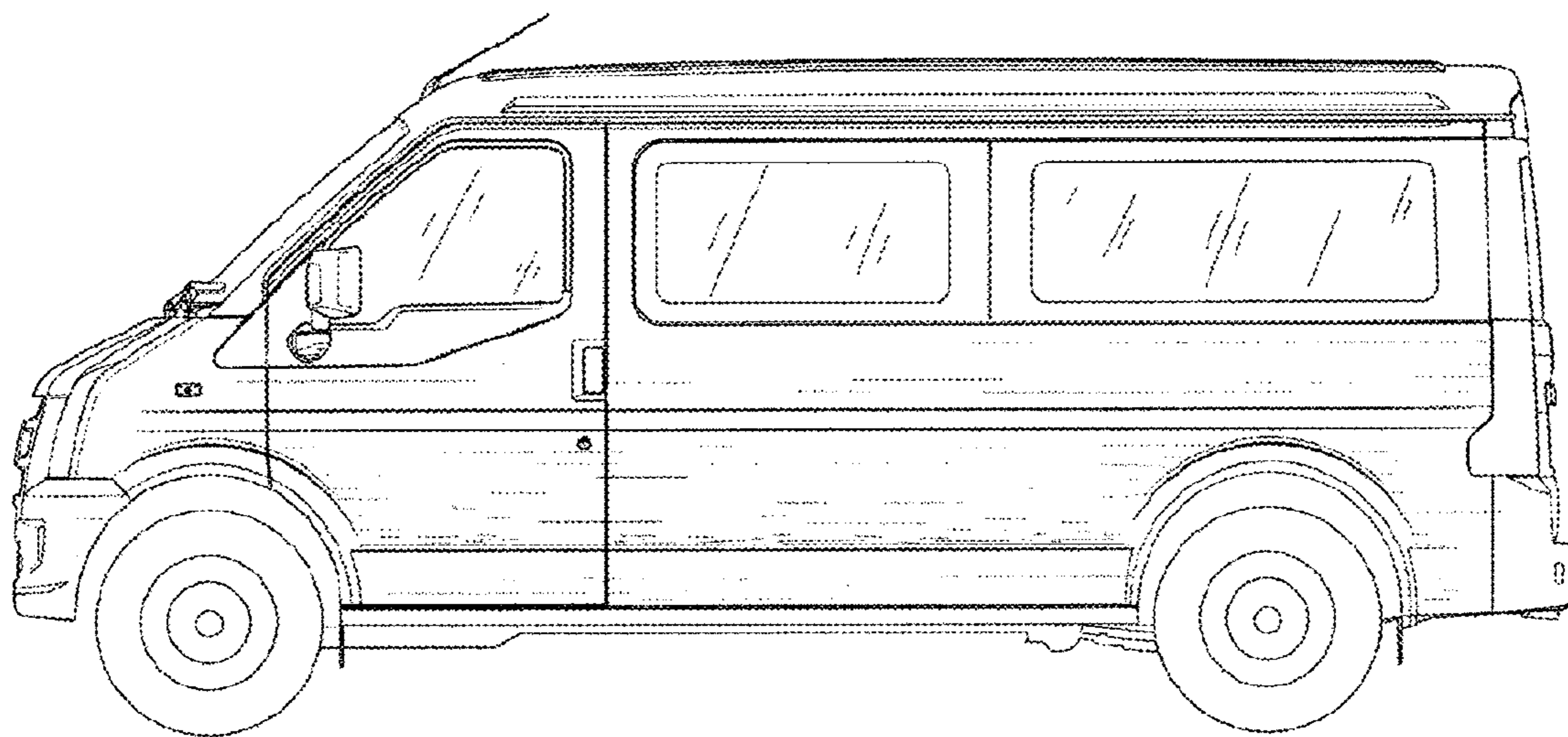


Fig. 5

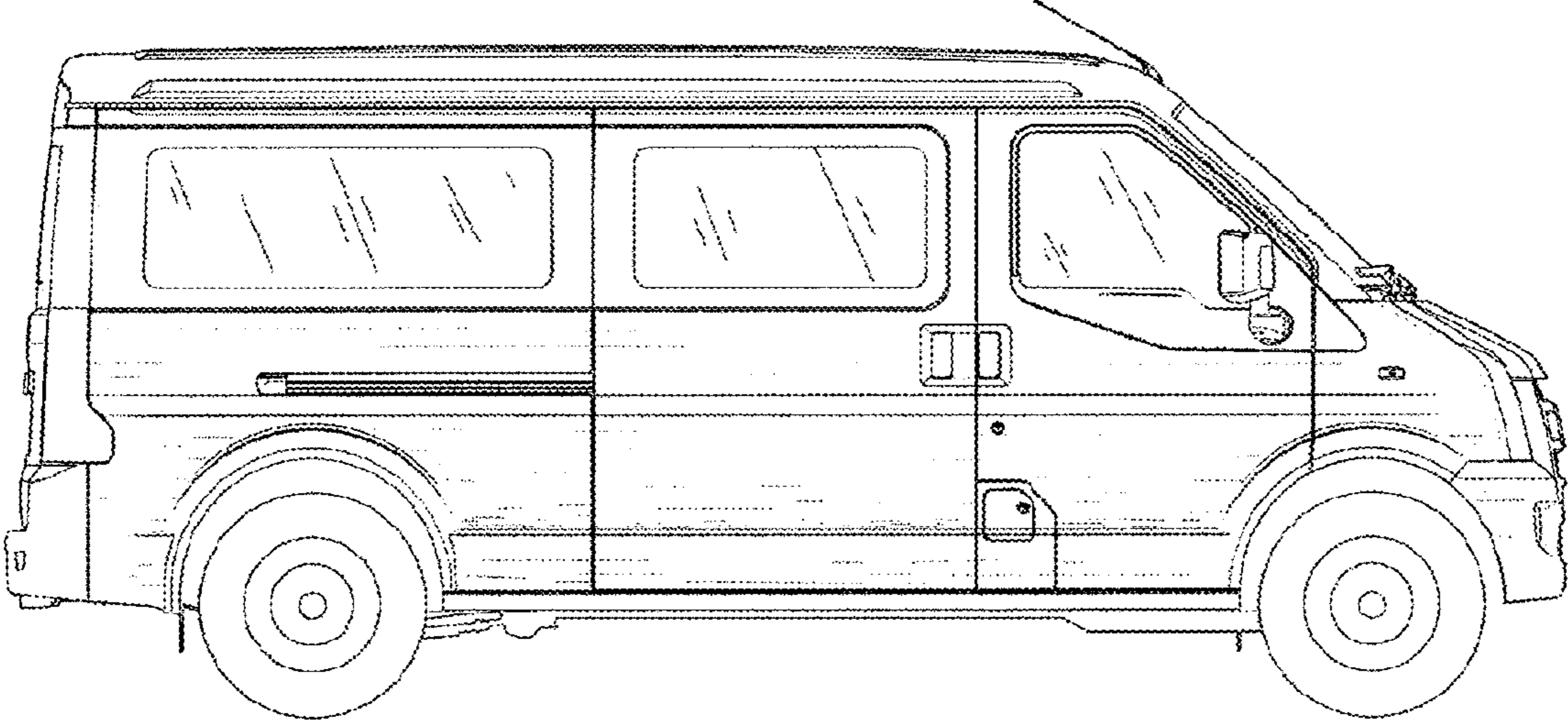


Fig. 6

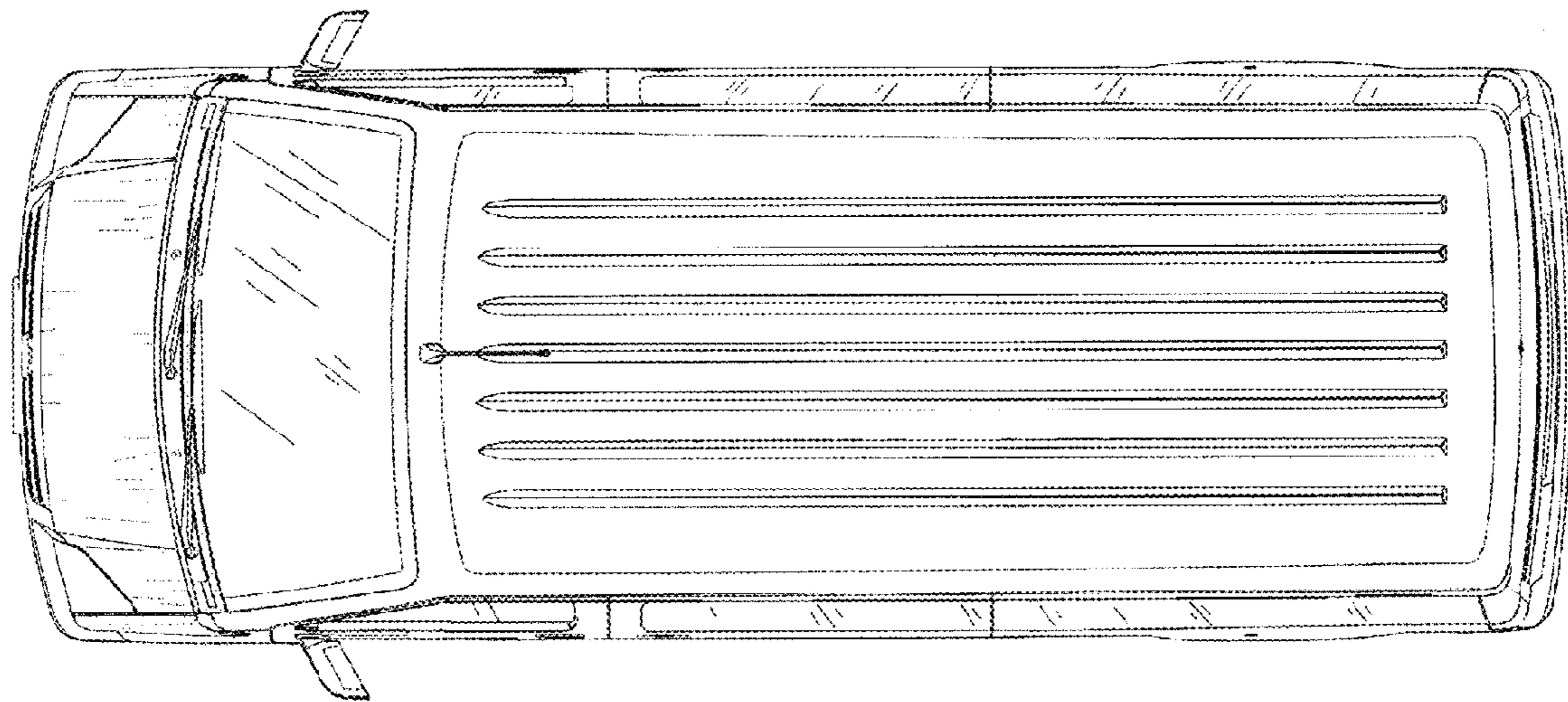


Fig. 7