

US00D670142S

(12) **United States Design Patent**
Cetera

(10) **Patent No.:** **US D670,142 S**

(45) **Date of Patent:** **** Nov. 6, 2012**

(54) **POWDER SCOOP**

(75) Inventor: **Carl Cetera**, Westfield, NJ (US)

(73) Assignee: **Cotapaxi Custom Design**, Carlstadt, NJ (US)

(**) Term: **14 Years**

(21) Appl. No.: **29/374,977**

(22) Filed: **Nov. 2, 2011**

(51) **LOC (9) Cl.** **07-04**

(52) **U.S. Cl.** **D7/691; D7/700**

(58) **Field of Classification Search** D7/691,
D7/669, 629, 700; D9/434, 435, 436, 503,
D9/536; D15/152, 150; D23/200; 141/199-205,
141/95, 98, 297-300, 331-345, 384, 386;
215/316, 321, 329, 43

See application file for complete search history.

(56) **References Cited**

U.S. PATENT DOCUMENTS

D266,400 S * 10/1982 Shatz D15/152
4,706,720 A * 11/1987 Pattison et al. 141/327
5,535,793 A * 7/1996 Tantre 141/337

D415,552 S * 10/1999 Malorni D7/700
6,035,907 A * 3/2000 DeCoster 141/331
6,155,315 A * 12/2000 Peterson 141/331
6,425,424 B1 * 7/2002 Ellis Calvo et al. 141/331
D560,105 S * 1/2008 McKenzie et al. D7/700
D562,091 S * 2/2008 Ben Shlomo et al. D7/700

* cited by examiner

Primary Examiner — Terry Wallace

(74) *Attorney, Agent, or Firm* — Steven E. Shapiro

(57) **CLAIM**

The ornamental design for a powder scoop, as shown and described.

DESCRIPTION

FIG. 1 is a top left perspective view of a powder scoop;
FIG. 2 is a bottom right perspective view of the powder scoop;
FIG. 3 is a top right perspective view of the powder scoop;
FIG. 4 is a right side view of the powder scoop;
FIG. 5 is a left side view of the powder scoop;
FIG. 6 is a front view of the powder scoop;
FIG. 7 is a rear view of powder scoop;
FIG. 8 is a top view of the powder scoop; and,
FIG. 9 is a bottom view of the powder scoop.

1 Claim, 9 Drawing Sheets





Fig. 1



Fig. 2




Fig. 3




Fig. 4




Fig. 5



Fig. 6



Fig. 7




Fig. 8

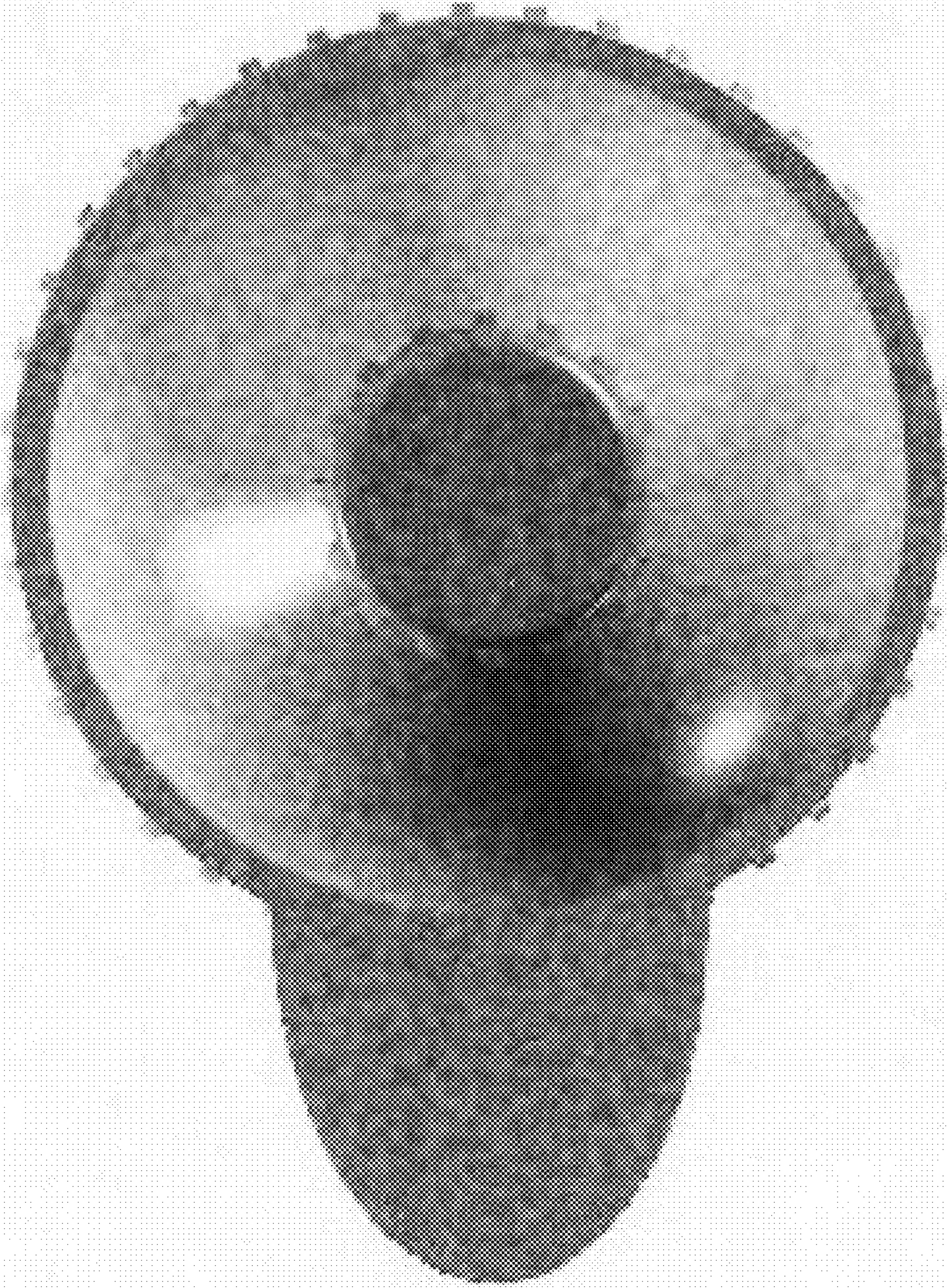


Fig. 9