



US00D670138S

(12) **United States Design Patent**
Hu

(10) **Patent No.:** **US D670,138 S**
(45) **Date of Patent:** **** Nov. 6, 2012**

(54) **SQUEEZE-TYPE JUICE EXTRACTOR**

(76) Inventor: **Wei Hu**, Zhejiang (CN)

(**) Term: **14 Years**

(21) Appl. No.: **29/395,702**

(22) Filed: **Mar. 13, 2012**

(30) **Foreign Application Priority Data**

Sep. 30, 2011 (CN) 2011 3 0345303

(51) **LOC (9) Cl.** **31-00**

(52) **U.S. Cl.** **D7/665**

(58) **Field of Classification Search** D7/665,
D7/372, 381-386; 99/495, 501-511, 496,
99/497; 366/64-67, 98, 142, 197-211, 241-254,
366/279-292, 341-347; 241/100, 33, 36,
241/37, 285.1-285.3, 168, 169, 282.1, 282.2,
241/104, 110, 126, 213, 131-135, 92
See application file for complete search history.

(56) **References Cited**

U.S. PATENT DOCUMENTS

D555,434 S * 11/2007 Cohen et al. D7/665
D565,363 S * 4/2008 Fouquet D7/666
D572,092 S * 7/2008 Since D7/665

D594,717 S * 6/2009 Wu Chang D7/665
D643,265 S * 8/2011 Kim et al. D7/665
2009/0049998 A1 2/2009 Kim

FOREIGN PATENT DOCUMENTS

CN 101355897 A 1/2009

* cited by examiner

Primary Examiner — Terry Wallace

(74) *Attorney, Agent, or Firm* — Morris Manning & Martin LLP; Tim Tingkang Xia, Esq.

(57) **CLAIM**

The ornamental design for a squeeze-type juice extractor, as shown and described.

DESCRIPTION

FIG. 1 is a perspective view of a squeeze-type juice extractor of the present invention;
FIG. 2 is another perspective view thereof;
FIG. 3 is a front view thereof;
FIG. 4 is a rear view thereof;
FIG. 5 is a left-side view thereof;
FIG. 6 is a right-side view thereof;
FIG. 7 is a top view thereof; and,
FIG. 8 is a bottom view thereof.

1 Claim, 8 Drawing Sheets






FIG. 1



FIG. 2




FIG. 3




FIG. 4




FIG. 5




FIG. 6




FIG. 7




FIG. 8