



US00D670135S

(12) **United States Design Patent**
Nolan

(10) **Patent No.:** **US D670,135 S**
(45) **Date of Patent:** **** Nov. 6, 2012**

(54) **CHALICE**

(75) Inventor: **Gary Nolan**, Wallingford, CT (US)

(73) Assignee: **Knights of Columbus**, New Haven, CT (US)

(**) Term: **14 Years**

(21) Appl. No.: **29/407,983**

(22) Filed: **Dec. 6, 2011**

(51) **LOC (9) Cl.** **07-01**

(52) **U.S. Cl.** **D7/528; D7/524; D7/537; D99/25**

(58) **Field of Classification Search** **D7/537, D7/524, 528, 514, 515, 507, 509; 220/703, 220/710; D99/25, 99; 215/388, 298**
See application file for complete search history.

D229,081 S *	11/1973	Martinelli	D7/509
D254,237 S *	2/1980	Angelakos	D7/528
D288,271 S *	2/1987	Becker	D7/523
D303,311 S *	9/1989	Vezirian	D7/514
D387,615 S *	12/1997	Wilson et al.	D7/396.6
D393,397 S *	4/1998	Lillelund et al.	D7/558
D483,996 S *	12/2003	Gaskin	D7/524
D569,688 S *	5/2008	Despres	D7/510
D572,532 S *	7/2008	Despres	D7/511

* cited by examiner

Primary Examiner — Marianne Pandozzi

(74) *Attorney, Agent, or Firm* — Nixon Peabody LLP; Carol H. Peters; David F. Crosby

(57) **CLAIM**

The ornamental design for a chalice, as shown and described.

DESCRIPTION

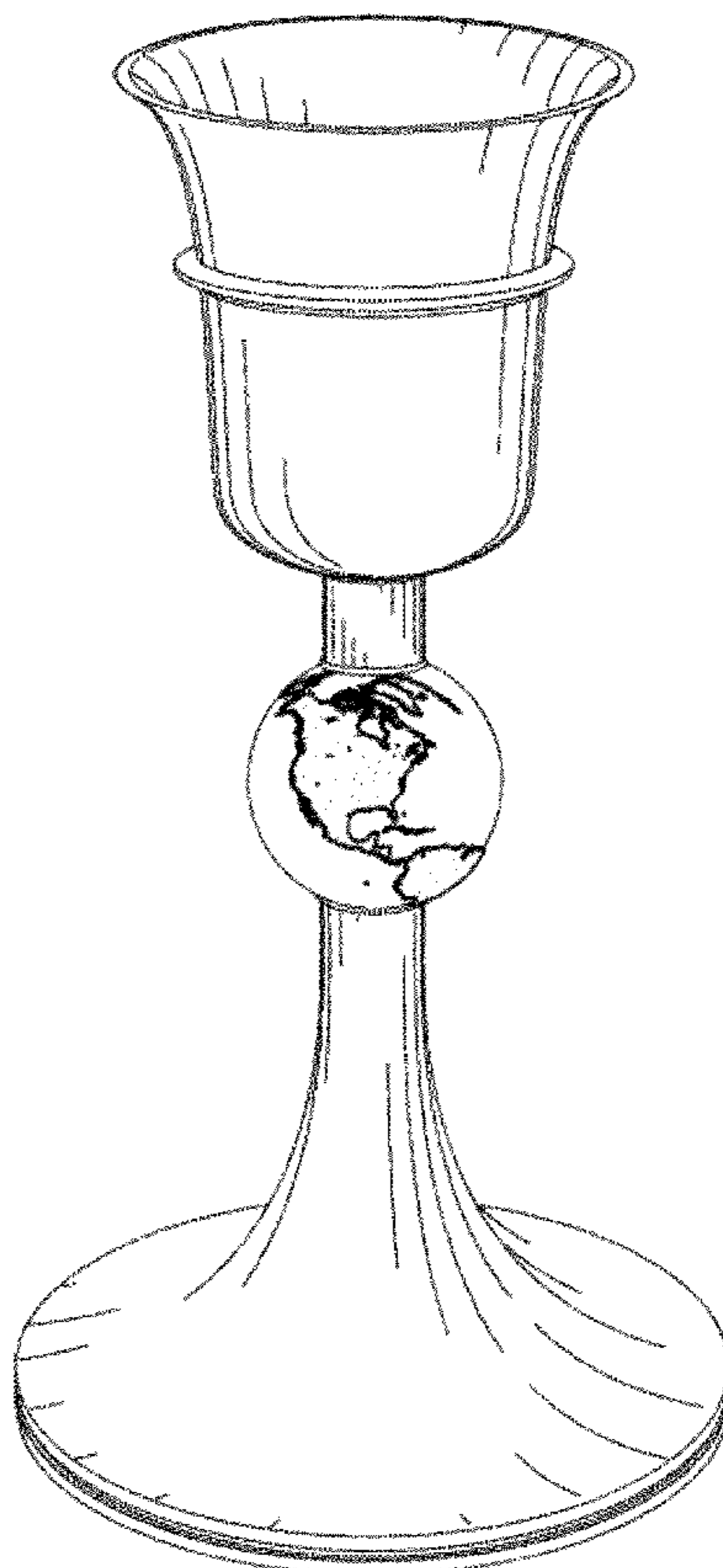
FIG. 1 is a front perspective view of a chalice showing my new design;
FIG. 2 is a back perspective view thereof;
FIG. 3 is a left side view thereof;
FIG. 4 is a right side view thereof; and,
FIG. 5 is an enlarged top plan view thereof.

1 Claim, 5 Drawing Sheets

(56) **References Cited**

U.S. PATENT DOCUMENTS

304,181 A *	8/1884	Curtis	206/19
D21,149 S *	11/1891	Wilhelm	D7/524
D54,967 S *	4/1920	Sollmann	D7/524
D100,616 S *	8/1936	Cunningham	D7/527
D119,746 S *	4/1940	Fuerst	D7/559
2,996,208 A *	8/1961	Schroeder	215/377
3,733,081 A *	5/1973	Hesslein et al.	279/46.5






Fig. 1




Fig. 2




Fig. 3




Fig. 4

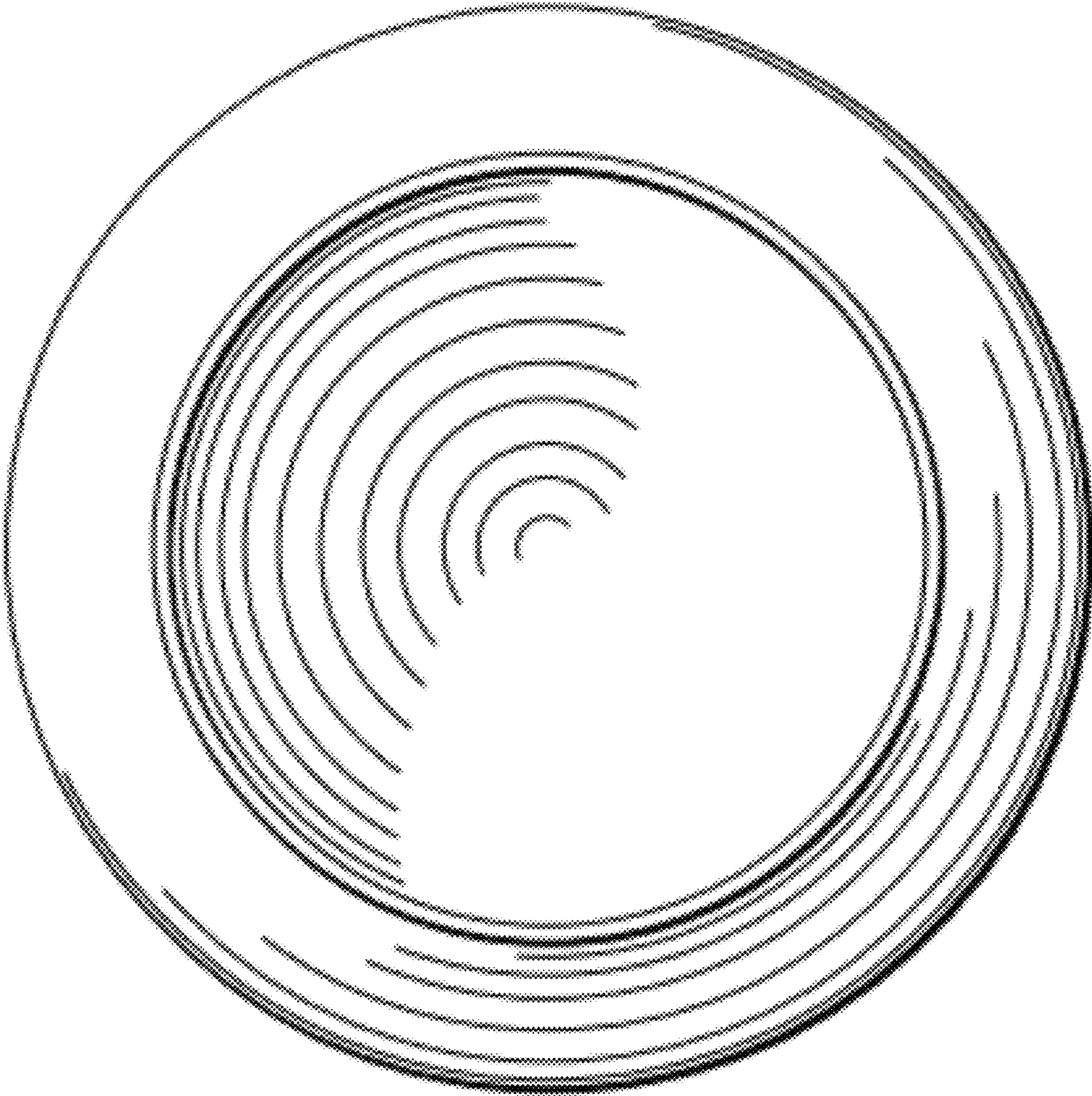


Fig. 5