



US00D670134S

(12) **United States Design Patent**
Di Lollo

(10) **Patent No.:** **US D670,134 S**

(45) **Date of Patent:** **** Nov. 6, 2012**

(54) **CONTAINER WITH A CAP OPENER**

(75) Inventor: **Stefano Di Lollo**, Montreal (CA)

(73) Assignee: **Trudeau Corporation 1889 Inc.**,
Boucherville, Quebec (CA)

(**) Term: **14 Years**

(21) Appl. No.: **29/390,977**

(22) Filed: **May 2, 2011**

(51) **LOC (9) Cl.** **07-01**

(52) **U.S. Cl.** **D7/507; D8/34; D7/510; D7/300.1**

(58) **Field of Classification Search** D7/608,
D7/316, 300.1, 598, 511, 510, 317, 507, 505;
D9/502, 503, 504, 688, 689; 222/196.1;
215/13.1; D8/34; 81/3.08

See application file for complete search history.

(56) **References Cited**

U.S. PATENT DOCUMENTS

1,585,384	A *	5/1926	Hanau	215/226
2,924,133	A *	2/1960	Marulli	81/3.08
D300,107	S *	3/1989	Trombly	D7/317
D462,615	S *	9/2002	Weil	D9/504
D479,967	S *	9/2003	Schulein	D8/40
D508,209	S *	8/2005	Lamb et al.	D9/689
D508,411	S *	8/2005	Lamb et al.	D9/689
D582,215	S *	12/2008	Yang	D7/598
D614,032	S *	4/2010	Handy	D9/503
D620,754	S *	8/2010	Duke	D7/510
D646,927	S *	10/2011	Craig et al.	D7/510
D647,407	S *	10/2011	Toh et al.	D9/688

D647,806	S *	11/2011	Toh et al.	D9/688
D652,318	S *	1/2012	Toh et al.	D9/688
D656,840	S *	4/2012	Tacconi et al.	D9/689
D660,083	S *	5/2012	Tyler et al.	D7/510
D660,487	S *	5/2012	Wu	D26/38
D664,809	S *	8/2012	Eyal	D7/510
D665,231	S *	8/2012	Pola	D7/608
2009/0297460	A1 *	12/2009	Lamb et al.	424/57

* cited by examiner

Primary Examiner — Marianne Pandozzi

(74) *Attorney, Agent, or Firm* — RatnerPrestia

(57) **CLAIM**

I claim the ornamental design for a container with a cap opener, as shown and described.

DESCRIPTION

FIG. 1 is a front perspective view of a container with cap opener showing my new design;

FIG. 2 is a front elevational view of the container with a cap opener of FIG. 1;

FIG. 3 is a rear elevational view of the container with a cap opener of FIG. 1;

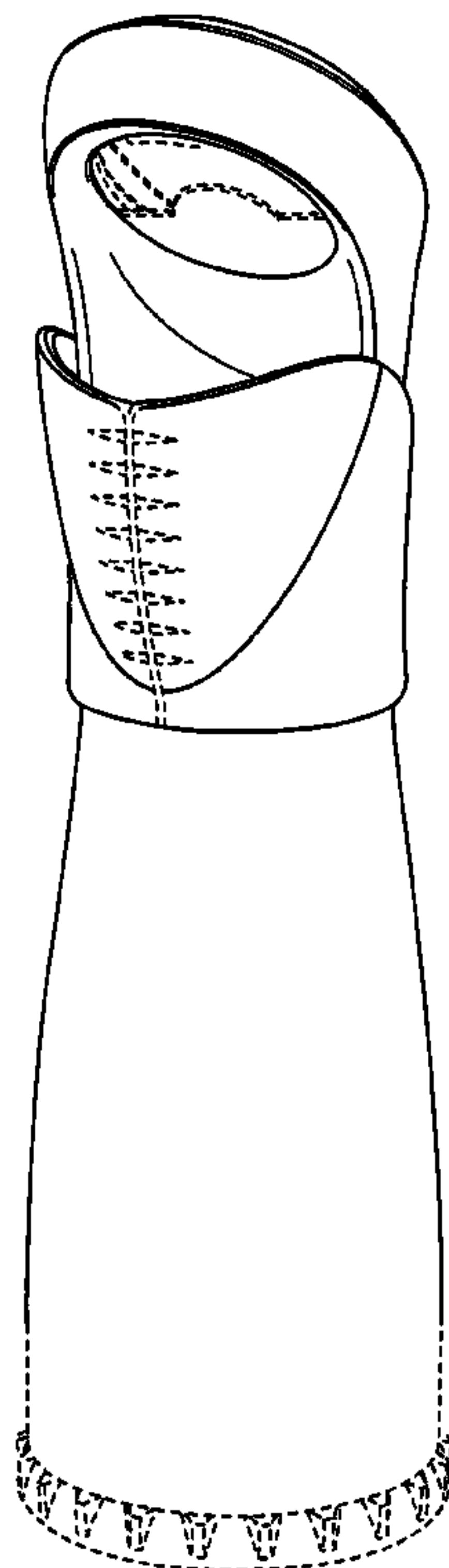
FIG. 4 is a left side elevational view of the container with a cap opener of FIG. 1;

FIG. 5 is a right side elevational view of the container with a cap opener of FIG. 1; and,

FIG. 6 is a top view of the container with a cap opener of FIG. 1.

The broken lines form no part of the design and are for illustrative purposes only.

1 Claim, 4 Drawing Sheets



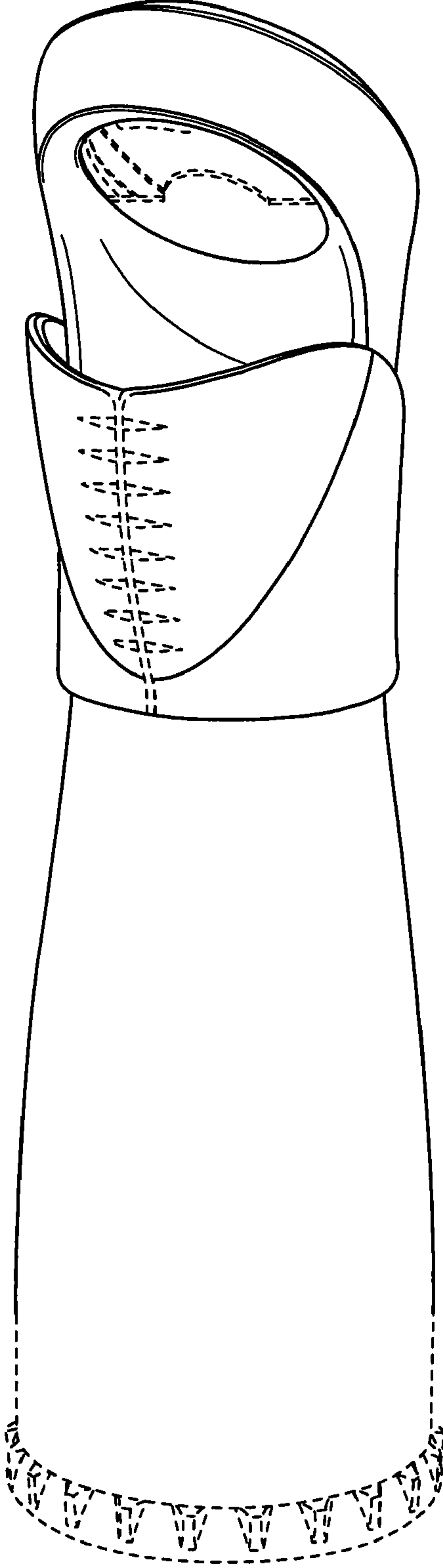


FIG. 1

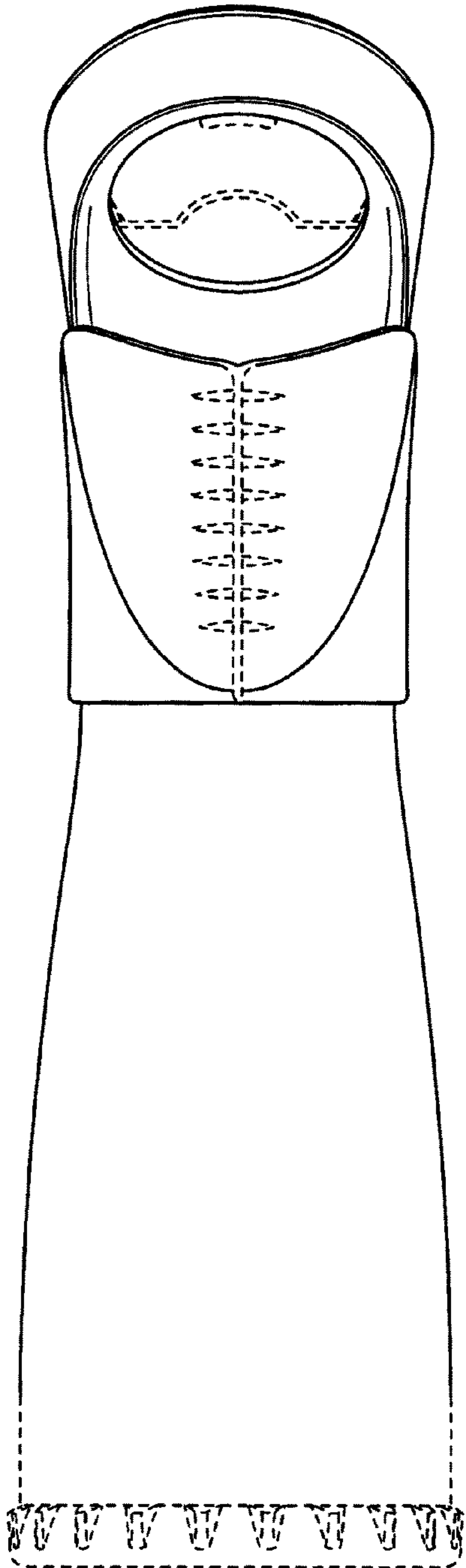


FIG. 2

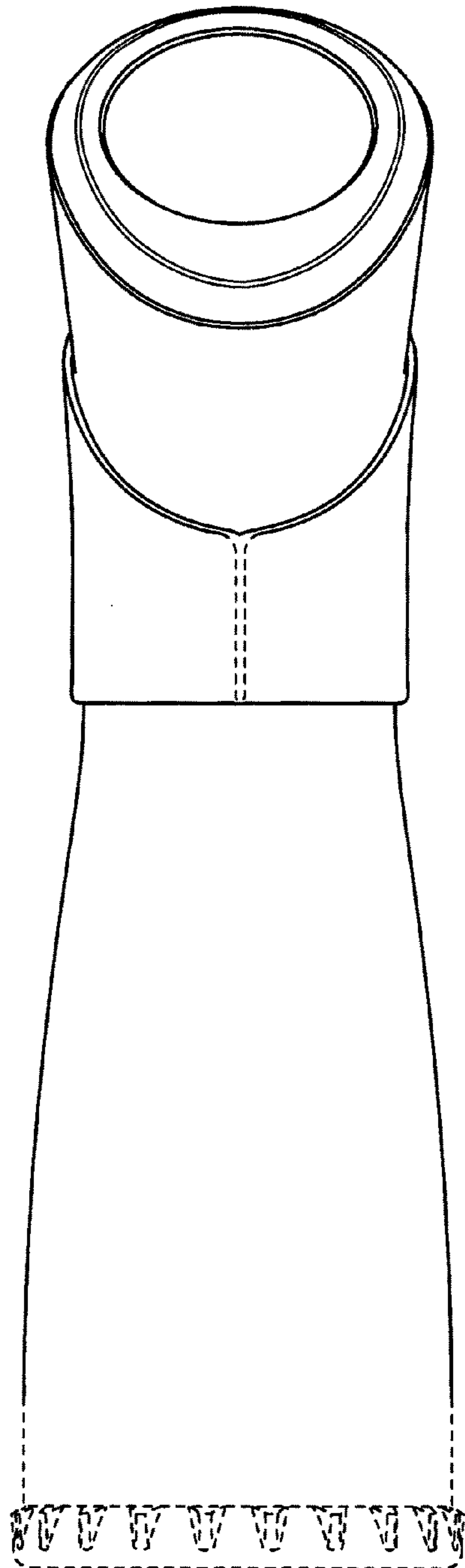


FIG. 3

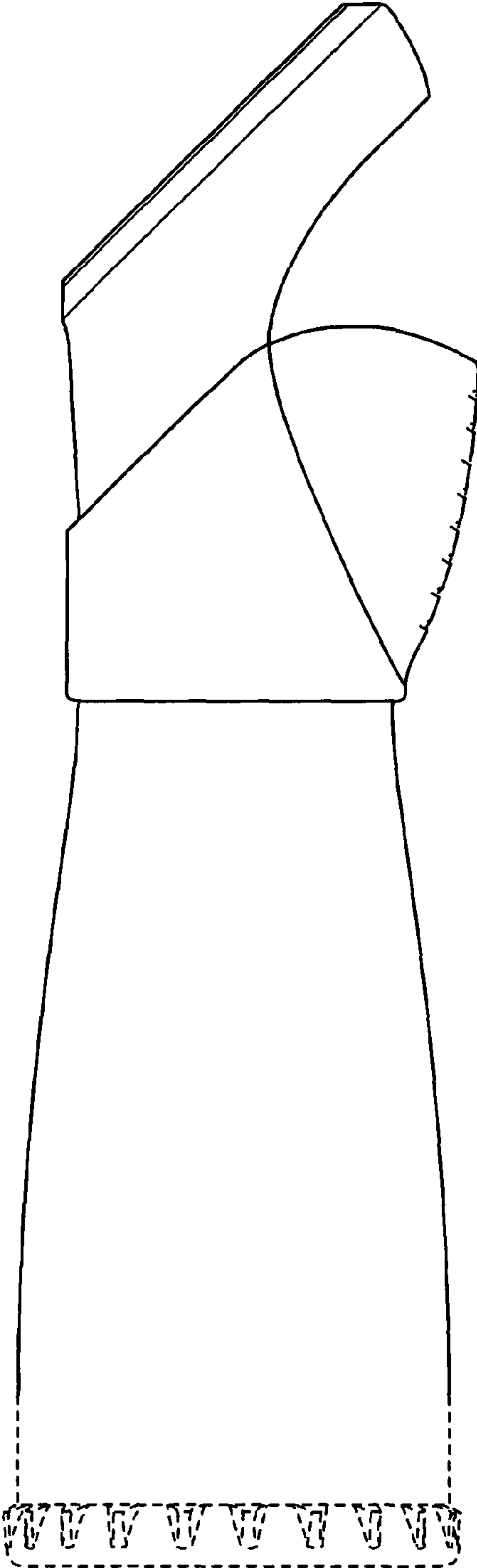


FIG. 4




FIG. 5

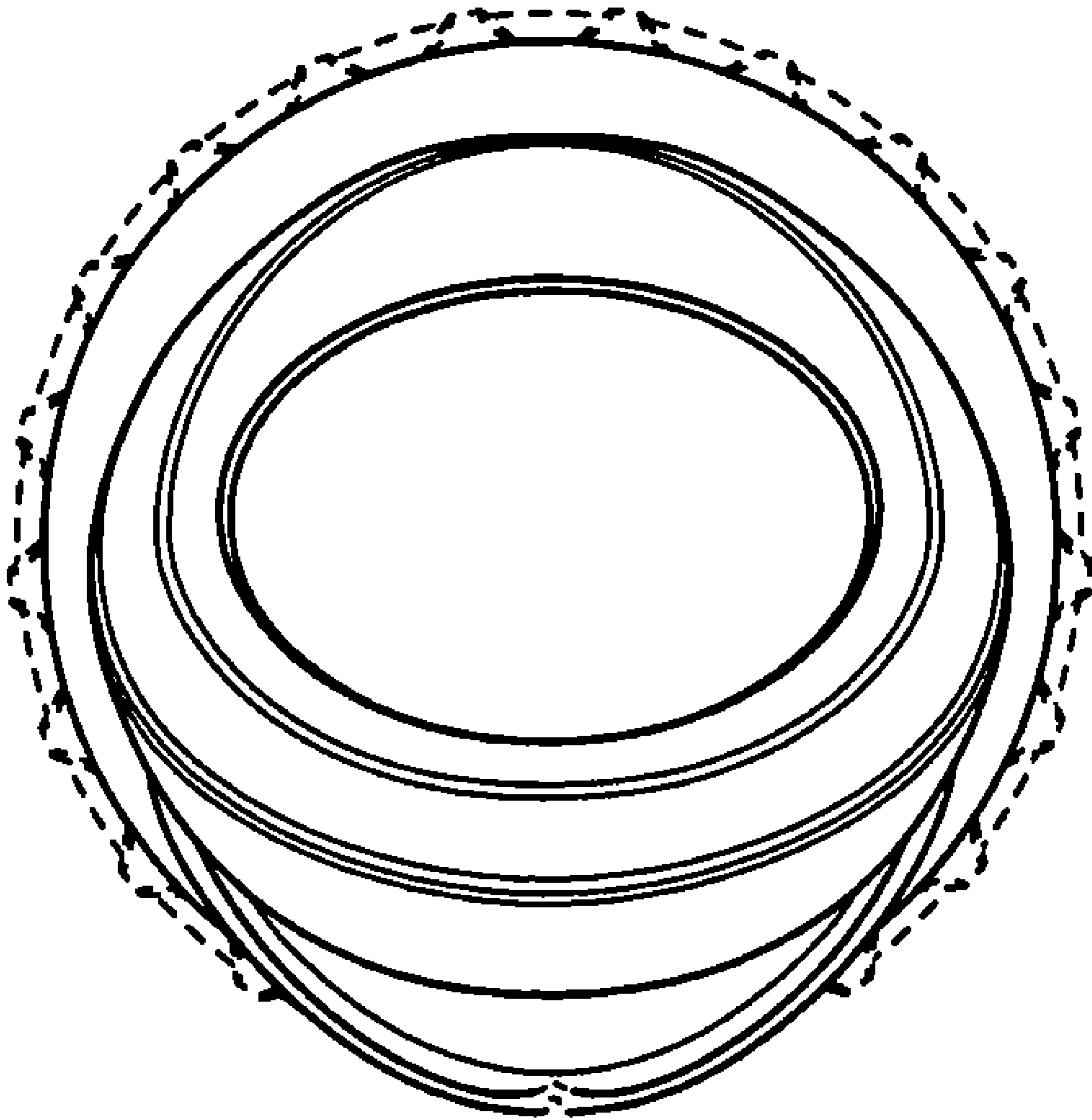


FIG. 6