



US00D670122S

(12) **United States Design Patent**  
**Childress**

(10) **Patent No.:** **US D670,122 S**

(45) **Date of Patent:** **\*\* Nov. 6, 2012**

(54) **SET OF SUPPORT CUSHIONS FOR CHAIRS**

(75) **Inventor:** **Susan Hall Childress**, San Angelo, TX  
(US)

(73) **Assignee:** **Hall International LLC**, San Angelo,  
TX (US)

(\*\*) **Term:** **14 Years**

(21) **Appl. No.:** **29/400,023**

(22) **Filed:** **Aug. 22, 2011**

(51) **LOC (9) Cl.** ..... **06-09**

(52) **U.S. Cl.** ..... **D6/601**

(58) **Field of Classification Search** ..... D6/595-601,  
D6/604; 5/630, 632-634, 636, 637, 639,  
5/640, 644-646, 652-655, 655.3, 655.9;  
D20/803; D24/183; D30/118; 297/219.1,  
297/230.1, 352, 452.48; 606/240

See application file for complete search history.

(56) **References Cited**

**U.S. PATENT DOCUMENTS**

3,719,185	A *	3/1973	Hanes	.....	606/240
4,528,981	A *	7/1985	Behar	.....	5/637
5,044,026	A *	9/1991	Matthews	.....	5/644
5,826,287	A *	10/1998	Tandrup	.....	5/655
6,640,366	B1 *	11/2003	Draves	.....	5/630
D528,707	S *	9/2006	Deioma	.....	D30/118
D626,775	S *	11/2010	Deenadayalu et al.	.....	D6/601

D652,239	S *	1/2012	Governale	.....	D6/601
2010/0242178	A1 *	9/2010	Goetting	.....	5/633
2010/0319131	A1 *	12/2010	North	.....	5/633
2011/0179573	A1 *	7/2011	North et al.	.....	5/632
2011/0298255	A1 *	12/2011	Brotsch	.....	297/230.1

\* cited by examiner

*Primary Examiner* — Mary Ann Calabrese

(74) *Attorney, Agent, or Firm* — Mark W Handley

(57) **CLAIM**

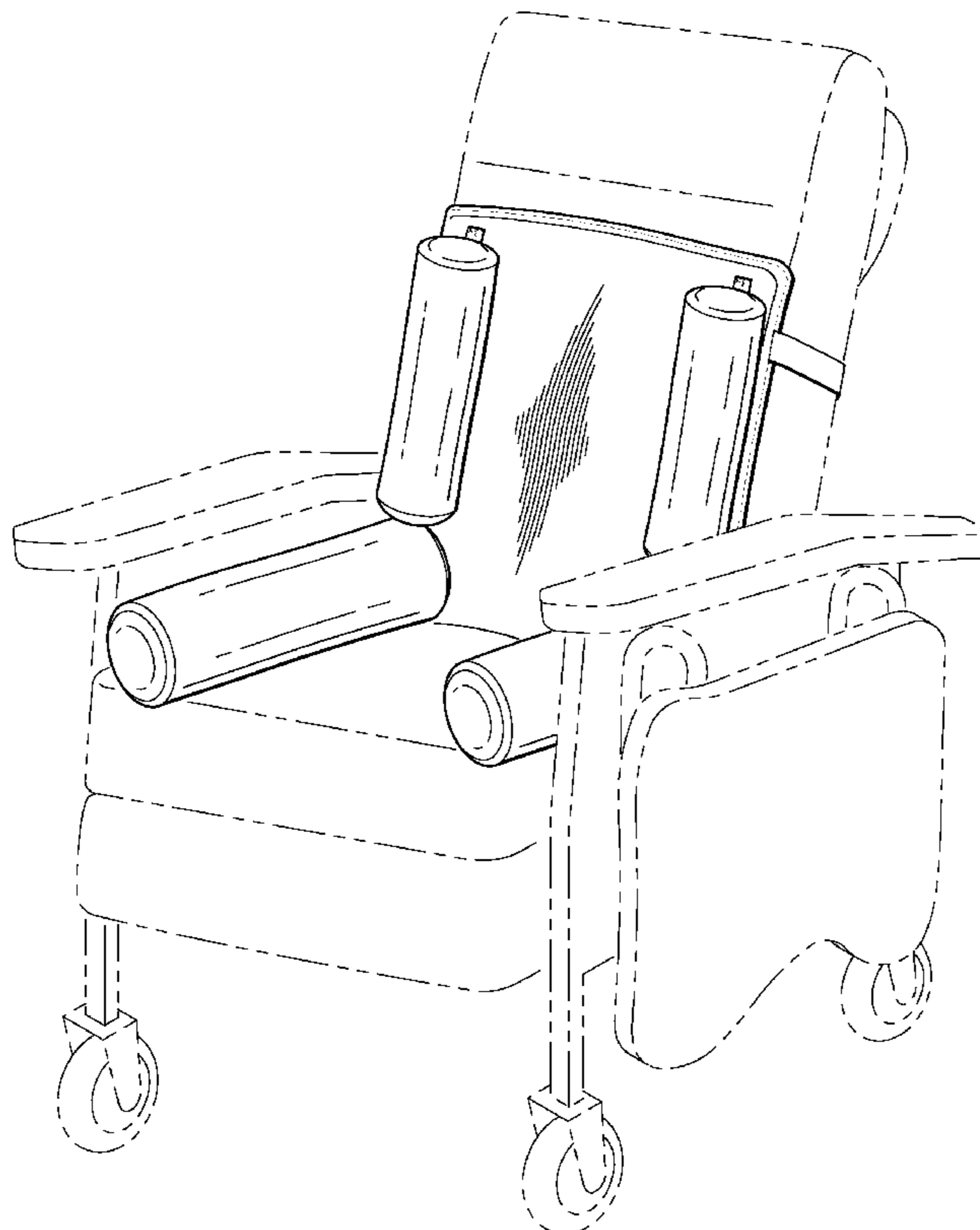
The ornamental design for set of support cushions for chairs,  
as shown and described.

**DESCRIPTION**

FIG. 1 is a perspective view showing use of the set of support cushions for chairs embodying my design;  
FIG. 2 is a front view of set of support cushions for chairs;  
FIG. 3 is a rear view of the set of support cushions for chairs;  
FIG. 4 is a left side view of the set of support cushions for chairs;  
FIG. 5 is a right side view of the set of support cushions for chairs;  
FIG. 6 is a top view of the set of support cushions for chairs;  
and,  
FIG. 7 is a bottom view of the set of support cushions for chairs.

The broken lines are shown for illustrative purposes only and form no part of the claimed design.

**1 Claim, 4 Drawing Sheets**



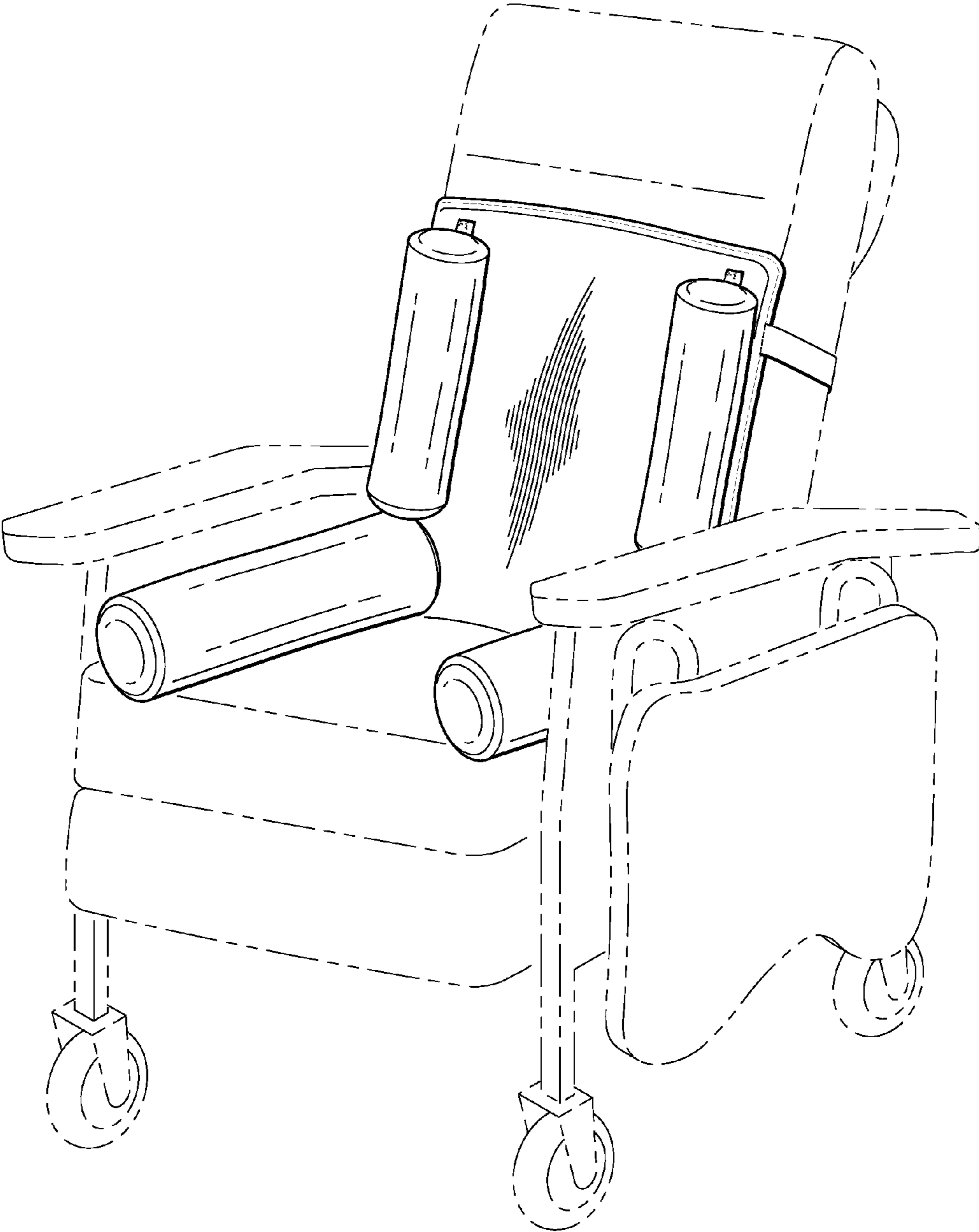


FIG. 1

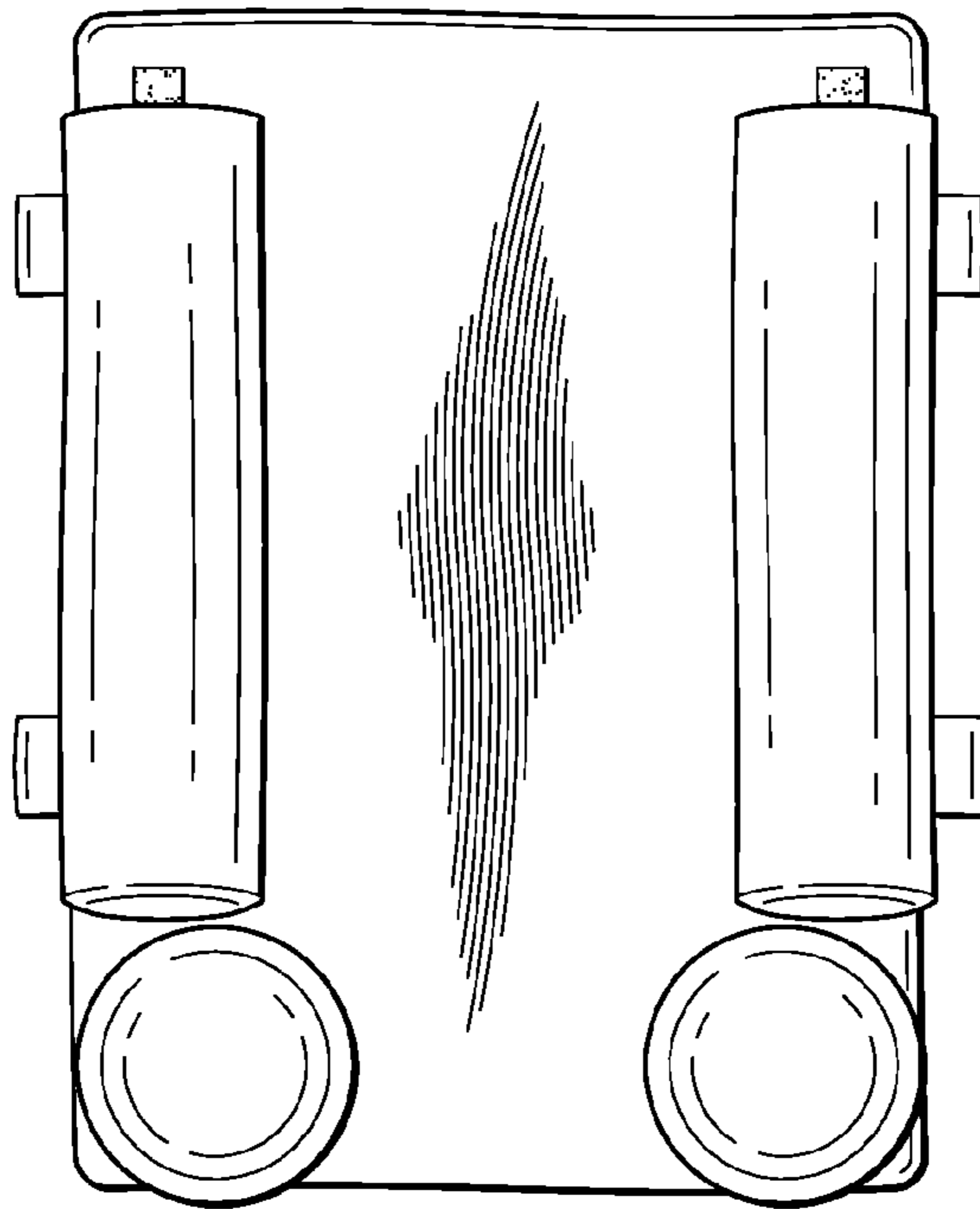


FIG. 2

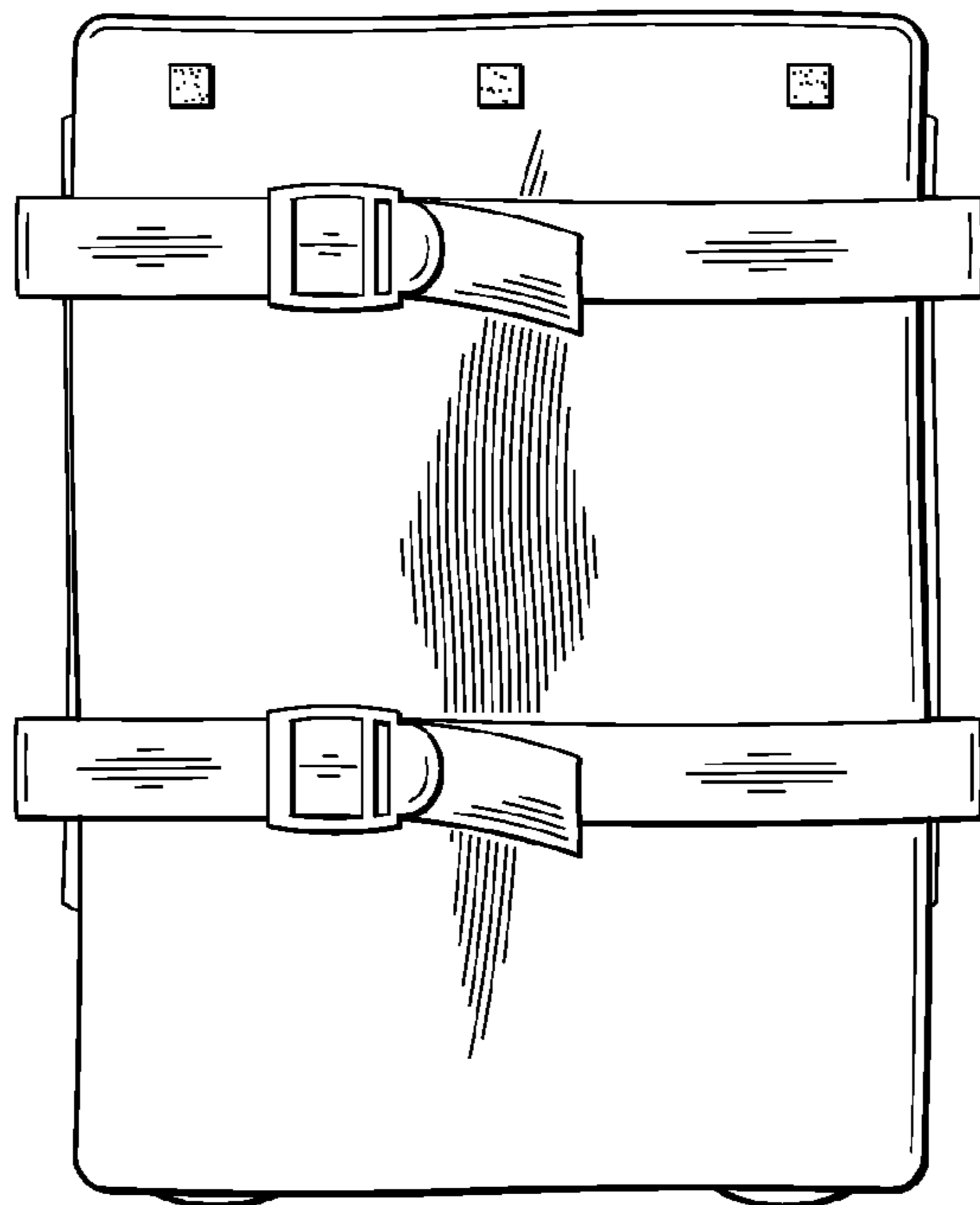


FIG. 3




FIG. 4

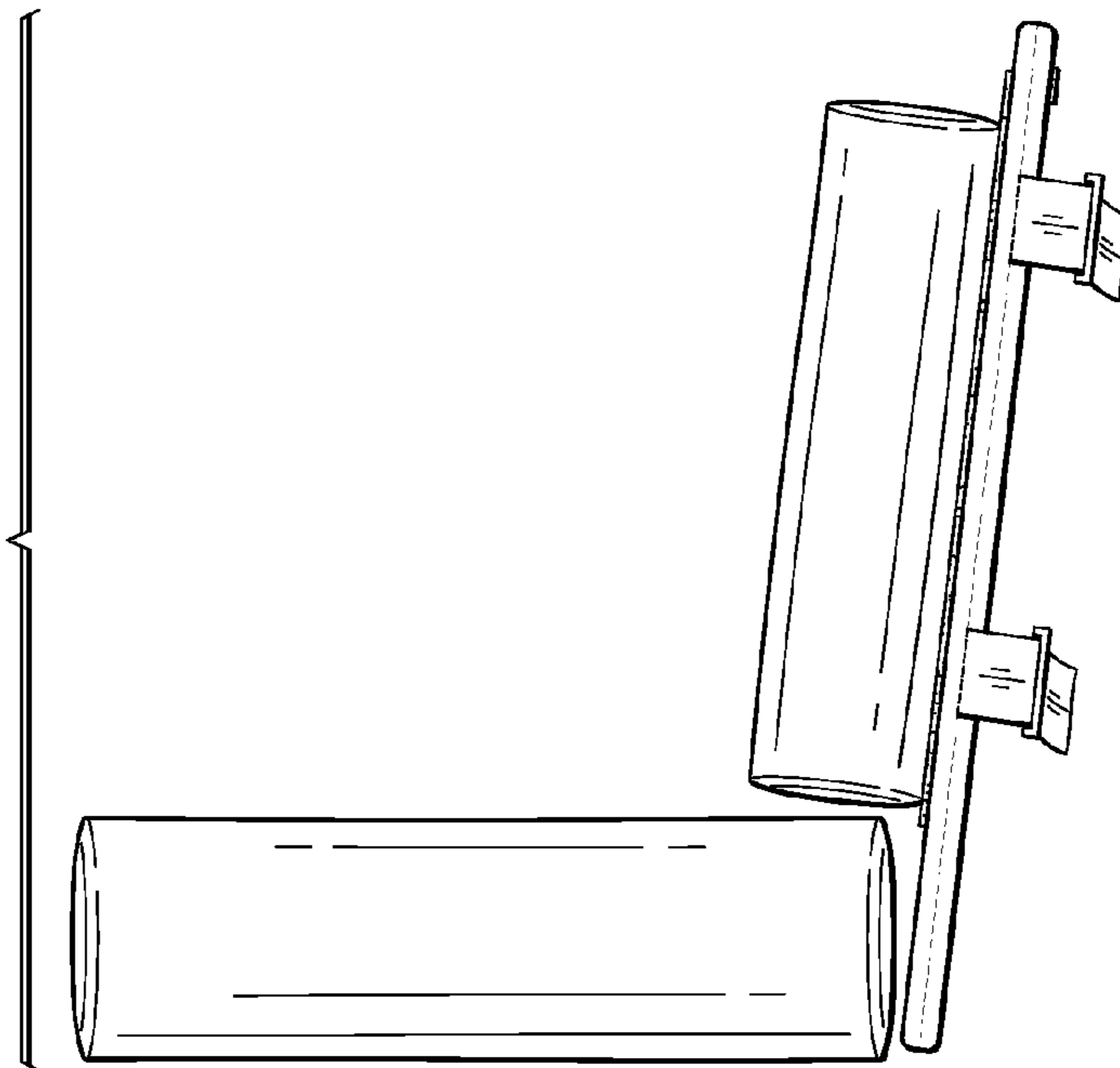


FIG. 5




FIG. 6




FIG. 7