



US00D670121S

(12) **United States Design Patent**  
**Beuerle**

(10) **Patent No.:** **US D670,121 S**

(45) **Date of Patent:** **\*\* Nov. 6, 2012**

(54) **PILLOWCASE**

(76) **Inventor:** **Stephen C. Beuerle**, San Diego, CA  
(US)

(\*\*) **Term:** **14 Years**

(21) **Appl. No.:** **29/399,394**

(22) **Filed:** **Aug. 12, 2011**

**Related U.S. Application Data**

(63) Continuation of application No. 29/386,330, filed on Feb. 28, 2011, now Pat. No. Des. 660,069, which is a continuation-in-part of application No. 29/378,953, filed on Nov. 11, 2010, now Pat. No. Des. 649,824, which is a continuation-in-part of application No. 29/378,230, filed on Nov. 1, 2010, now Pat. No. Des. 649,823.

(51) **LOC (9) Cl.** ..... **06-09**

(52) **U.S. Cl.** ..... **D6/601**

(58) **Field of Classification Search** ..... D6/595,  
D6/596, 601-603; D2/719; 5/485, 922,  
5/907, 646, 639, 640, 490, 491, 417-420

See application file for complete search history.

(56) **References Cited**

**U.S. PATENT DOCUMENTS**

1,285,421	A	11/1918	Seidler	
1,617,822	A *	2/1927	O'Leary	5/641
2,759,200	A *	8/1956	Johnston	5/490
3,143,748	A *	8/1964	Manning	5/420
3,538,508	A *	11/1970	Young	5/490
4,768,247	A	9/1988	Beier	
5,070,558	A	12/1991	Fenley	
D356,948	S	4/1995	Nahatchewitz	

5,424,519	A *	6/1995	Salee	219/759
5,566,410	A	10/1996	Schaechter	
5,720,057	A *	2/1998	Duncan	5/420
D413,477	S	9/1999	Chaney	
5,988,465	A *	11/1999	Vitale et al.	224/155
6,041,458	A	3/2000	Vickers et al.	
6,156,363	A	12/2000	Chen et al.	
7,089,617	B1	8/2006	Lauro	
7,249,389	B2	7/2007	Russell	
7,614,961	B2	11/2009	Schmitz	
7,730,564	B2	6/2010	Moore	
D637,437	S	5/2011	Lewis, II	
D644,056	S	8/2011	Shuler	
D649,824	S *	12/2011	Beuerle	D6/601
2008/0242187	A1	10/2008	Smith et al.	

\* cited by examiner

*Primary Examiner* — Janice Seeger

(74) *Attorney, Agent, or Firm* — Procopio Cory Hargreaves & Savitch LLP


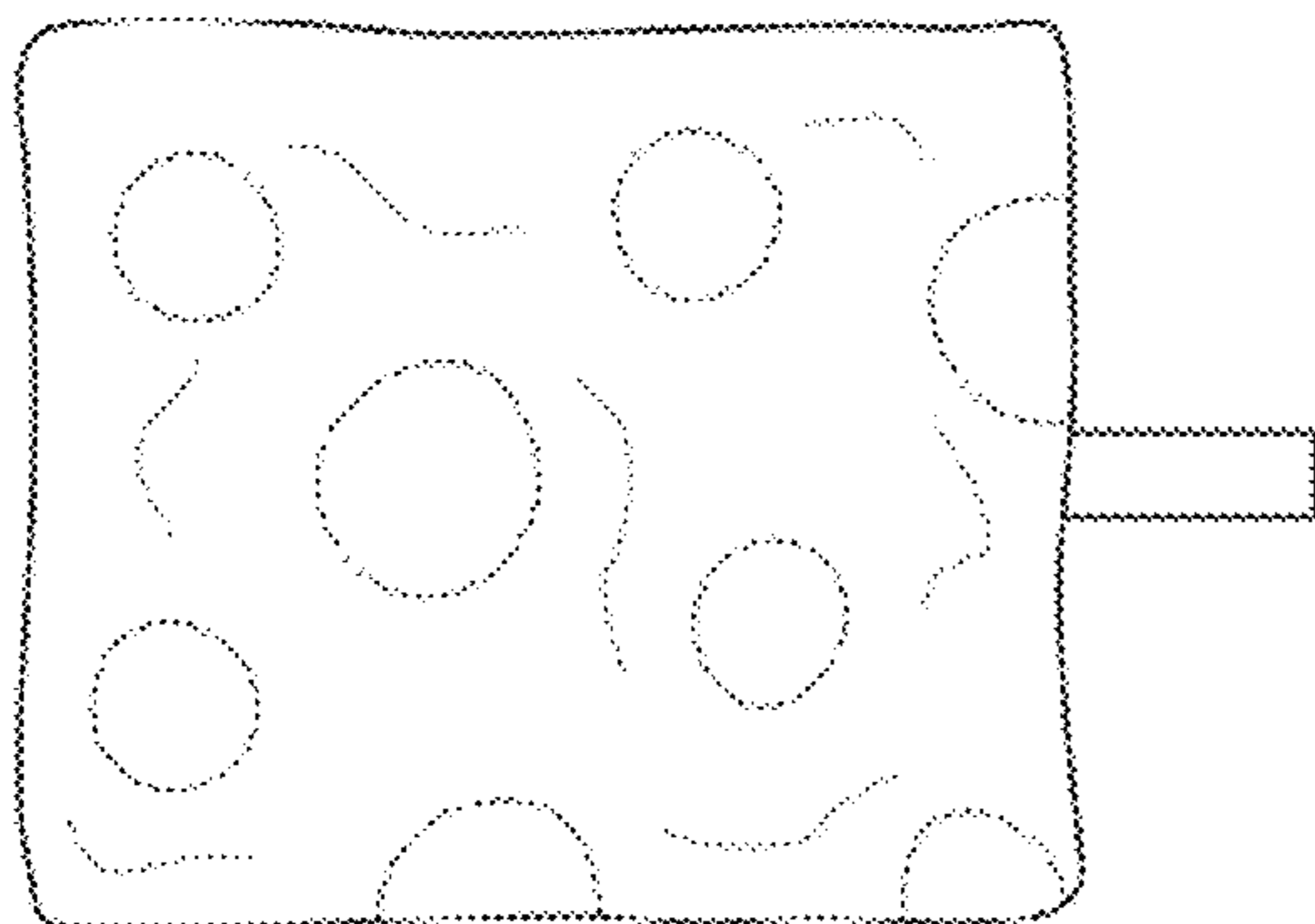
(57) **CLAIM**

The ornamental design for a pillowcase, as shown and described.

**DESCRIPTION**

FIG. 1 is a front elevational view of the pillowcase;  
FIG. 2 is a rear elevational view;  
FIG. 3 is a top plan view;  
FIG. 4 is a bottom plan view;  
FIG. 5 is a right side elevational view; and,  
FIG. 6 is a left side elevational view thereof.  
The broken lines shown in FIGS. 1-6 are included for the purpose of illustrating environmental elements only and form no part of the claimed design. The opening and hook and loop fasteners in FIG. 3 do not form part of the claimed design.

**1 Claim, 2 Drawing Sheets**



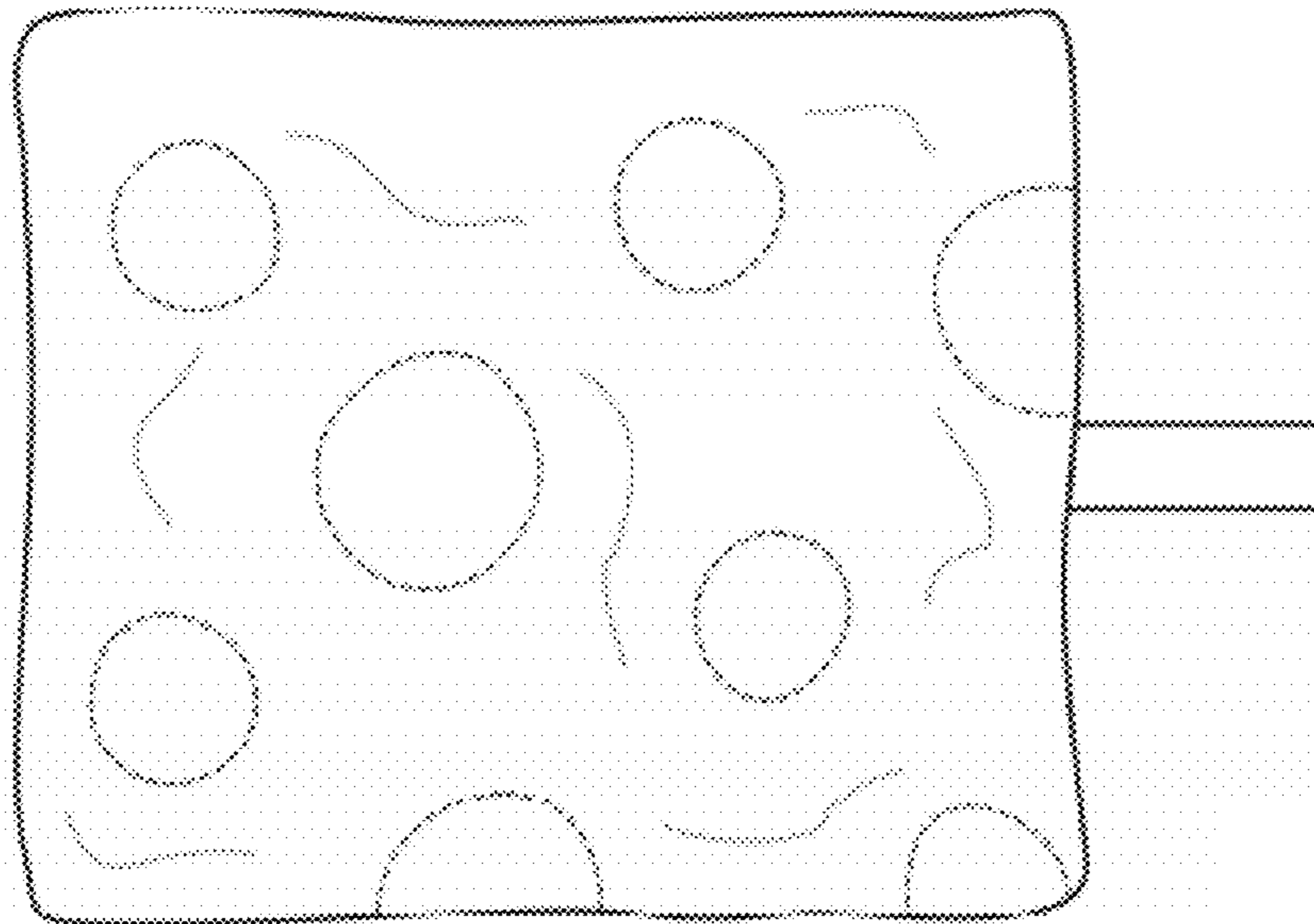


FIG. 1

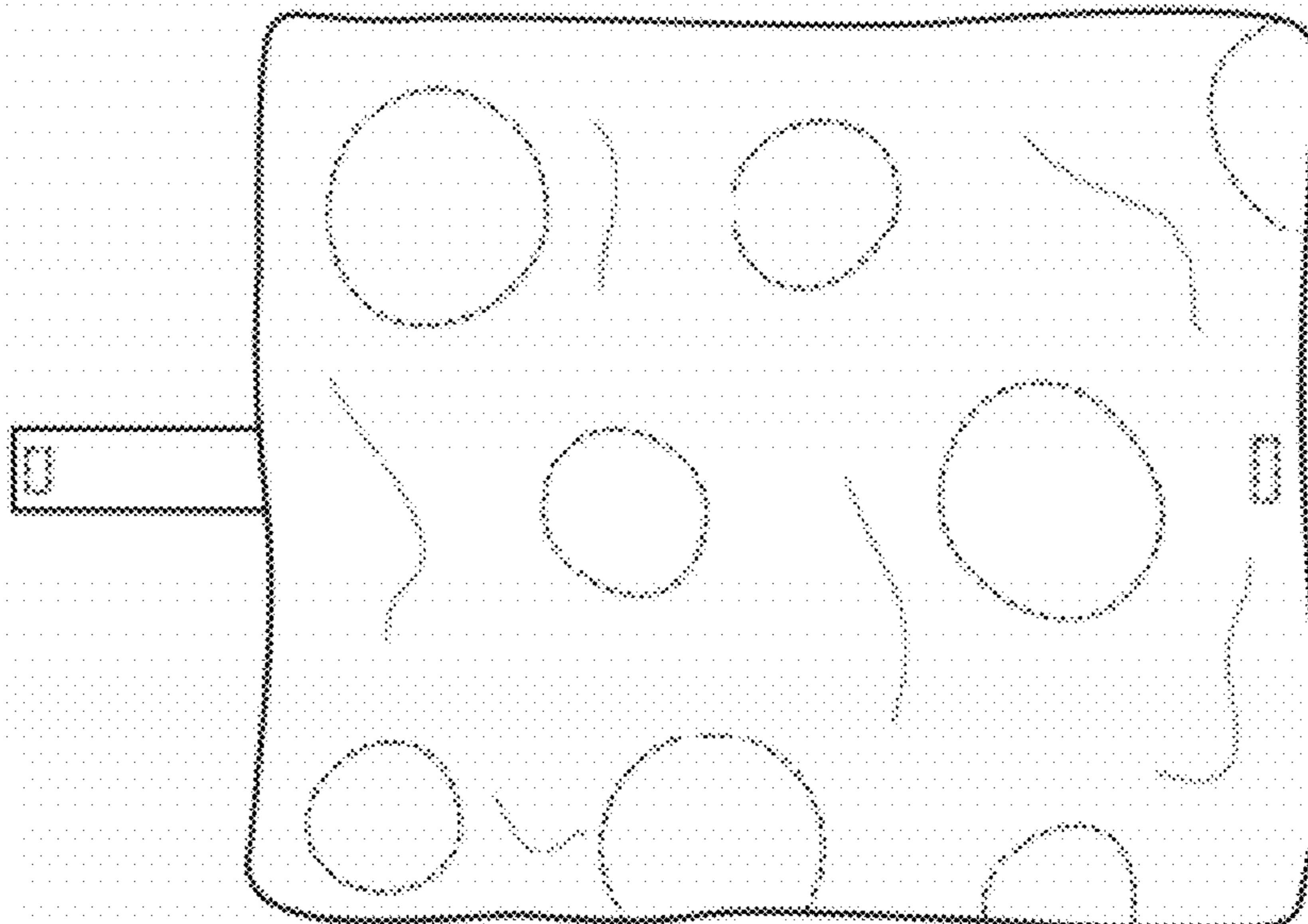


FIG. 2




FIG. 3




FIG. 4



FIG. 5

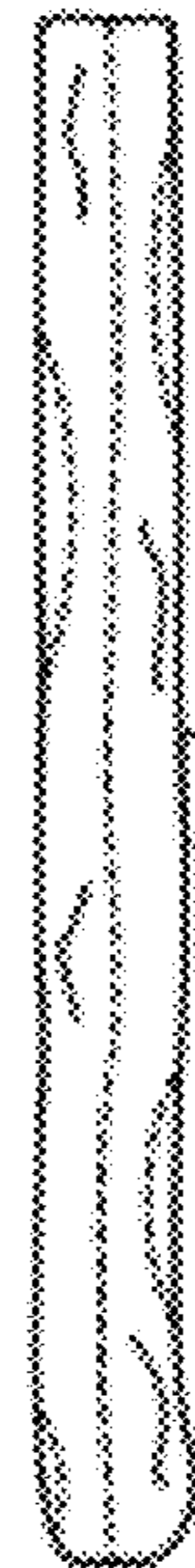


FIG. 6