



US00D670119S

(12) **United States Design Patent**  
**Köster**

(10) **Patent No.:** **US D670,119 S**  
(45) **Date of Patent:** **\*\* Nov. 6, 2012**

(54) **VENETIAN BLIND SLAT**

(56) **References Cited**

(76) Inventor: **Helmut Köster**, Frankfurt am Main  
(DE)

U.S. PATENT DOCUMENTS

(\*\*) Term: **14 Years**

6,880,611 B2 *	4/2005	Nien	160/236
D571,593 S *	6/2008	Chen	D6/577
D578,332 S *	10/2008	Chen	D6/580
D581,712 S *	12/2008	Chen	D6/577
D637,028 S *	5/2011	Chou	D6/577

\* cited by examiner

(21) Appl. No.: **29/349,776**

*Primary Examiner* — Robert M Spear  
*Assistant Examiner* — Barbara B Lohr  
(74) *Attorney, Agent, or Firm* — DLA Piper LLP (US)

(22) Filed: **Apr. 30, 2010**

(57) **CLAIM**

The ornamental design for a venetian blind slat, as shown and described.

(30) **Foreign Application Priority Data**

**DESCRIPTION**

Oct. 30, 2009 (EM) ..... 001174734-0001

FIG. 1 is a top view of a venetian blind slat of my new design; FIG. 2 is front elevational view thereof, the rear elevational view being a mirror image of the front elevational view; FIG. 3 is a right side elevational view thereof, the left side being identical to the right side elevational view; and, FIG. 4 is a bottom view thereof. The broken lines in FIGS. 1, 3, and 4 define boundaries of the claimed design and form no part of the claimed design.


(51) **LOC (9) Cl.** ..... **06-10**

(52) **U.S. Cl.** ..... **D6/577**

(58) **Field of Classification Search** ..... D6/575,  
D6/577, 578, 580; 160/84.04, 84.06, 89,  
160/115, 168.1 R, 176.1 R, 178.3, 236; D25/49;  
49/74.1

See application file for complete search history.

**1 Claim, 4 Drawing Sheets**






FIG. 1

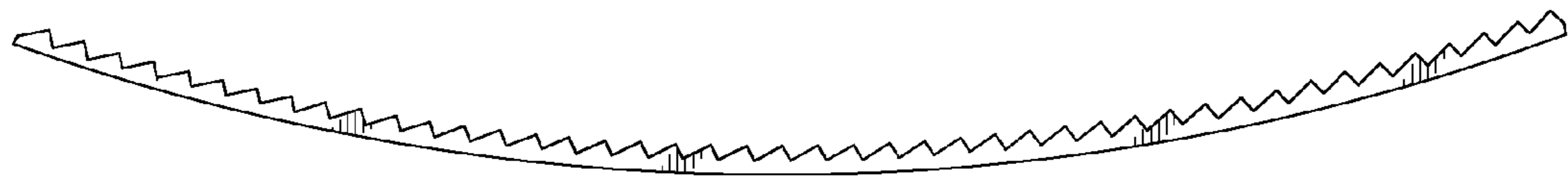


FIG. 2




FIG. 3




FIG. 4