

US00D670102S

(12) **United States Design Patent**  
**Duncan et al.**

(10) **Patent No.:** **US D670,102 S**  
(45) **Date of Patent:** **\*\* Nov. 6, 2012**

(54) **MAT BASKET**

(75) Inventors: **Neil F. Duncan**, Patchogue, NY (US);  
**Anthony L. Buccella**, Westborough, MA  
(US); **Khemraj Ramcharan**, Shirley,  
NY (US)

(73) Assignee: **TW Promotions**, Ronkonkoma, NY  
(US)

(\*\*) Term: **14 Years**

(21) Appl. No.: **29/423,133**

(22) Filed: **May 29, 2012**

(51) **LOC (9) Cl.** ..... **06-06**

(52) **U.S. Cl.** ..... **D6/475**

(58) **Field of Classification Search** ..... D6/409–410,  
D6/411–413, 414–415, 449, 461–462, 474–476;  
211/13.1, 85.26, 85.31, 33, 188, 191  
See application file for complete search history.

(56) **References Cited**

U.S. PATENT DOCUMENTS

2,110,158	A *	3/1938	Keeler	.....	211/182
D240,363	S *	6/1976	Weigel	.....	D30/106
D289,080	S *	3/1987	Einsel	.....	D23/410
D332,710	S *	1/1993	Magnusson et al.	.....	D6/416
D362,138	S *	9/1995	Sagol	.....	D6/479
5,738,365	A *	4/1998	McCarthy	.....	280/651
D429,865	S *	8/2000	Bartz et al.	.....	D34/17
D445,229	S *	7/2001	Stravitz et al.	.....	D34/17
D470,978	S *	2/2003	Hoernig	.....	D28/73

6,669,214	B1 *	12/2003	Domis	.....	280/47.35
7,124,695	B2 *	10/2006	Buechler	.....	108/180
D568,066	S *	5/2008	Cohen	.....	D6/475
D568,067	S *	5/2008	Cohen	.....	D6/475
D568,550	S *	5/2008	Totty	.....	D30/158
D571,521	S *	6/2008	Stollenwerk et al.	.....	D34/17
D575,555	S *	8/2008	Lewis	.....	D6/465
D594,252	S *	6/2009	Gehring	.....	D6/465
D630,397	S *	1/2011	Molayem	.....	D32/55
D642,671	S *	8/2011	Alexander	.....	D23/410
D643,233	S *	8/2011	O'Hern et al.	.....	D6/475
D650,202	S *	12/2011	Klein et al.	.....	D6/479
D650,238	S *	12/2011	Klein et al.	.....	D7/554.2
2003/0006586	A1 *	1/2003	Comilla	.....	280/651

\* cited by examiner

*Primary Examiner* — Kelley Donnelly

(74) *Attorney, Agent, or Firm* — Rodman & Rodman

(57) **CLAIM**

The ornamental design for a mat basket, as shown and described.

**DESCRIPTION**

FIG. 1 is a perspective view of a mat basket incorporating our new design;  
FIG. 2 is a front elevation view thereof, the rear elevation view (not shown) is a mirror image of the front elevation view;  
FIG. 3 is a left end view thereof;  
FIG. 4 is a right end view thereof;  
FIG. 5 is a top plan view thereof; and,  
FIG. 6 is a bottom plan view thereof.

**1 Claim, 4 Drawing Sheets**

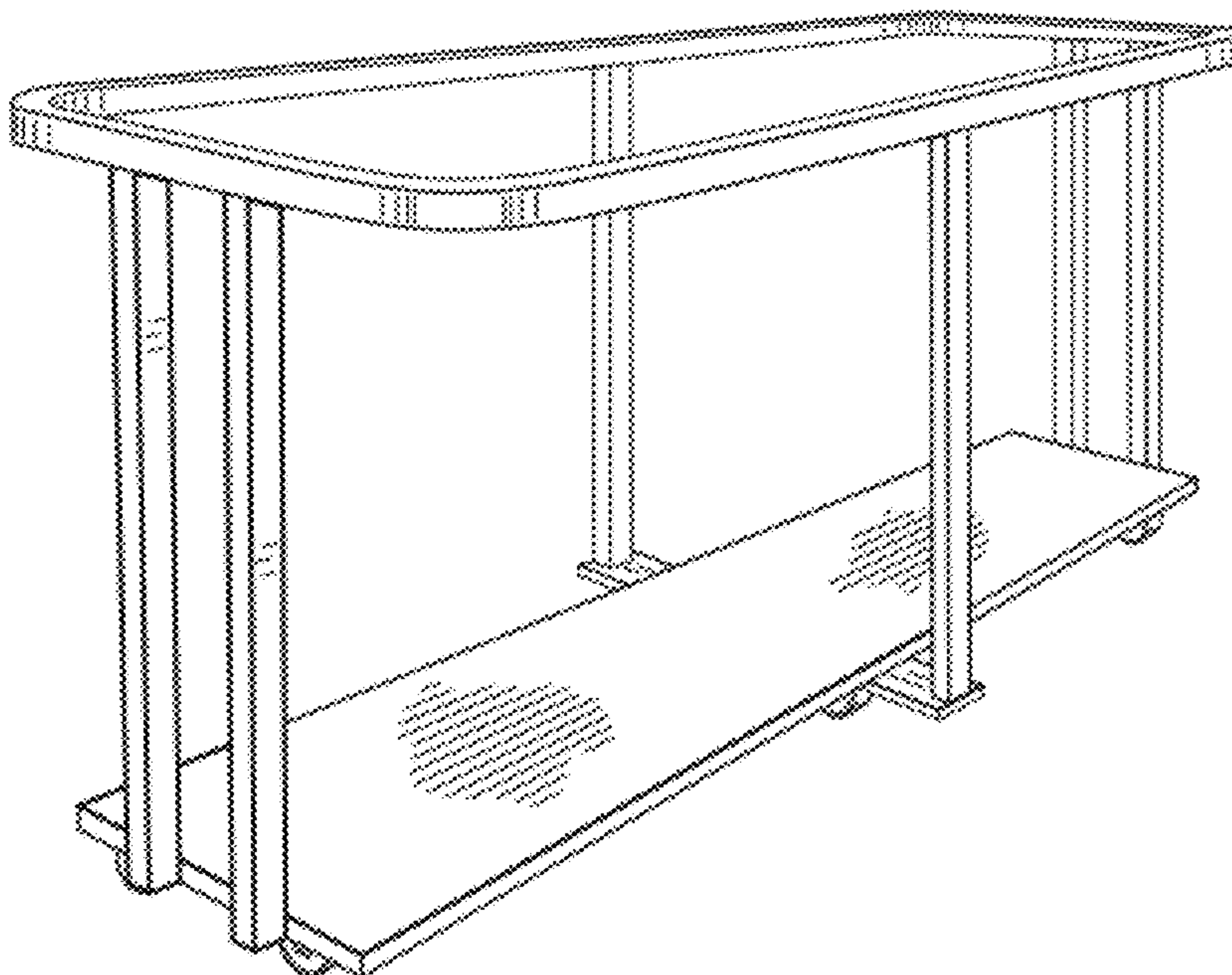


FIG. 1

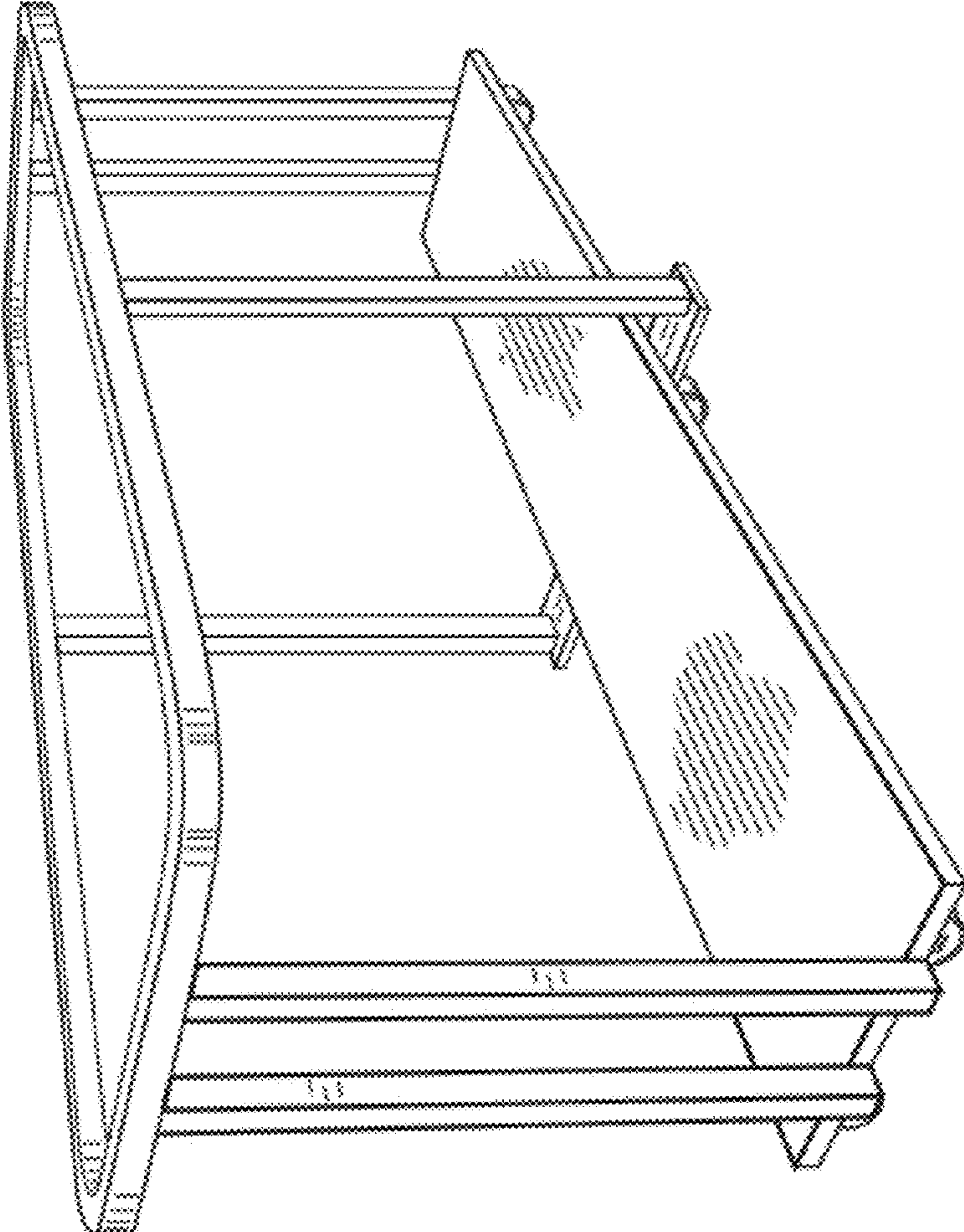


FIG. 2

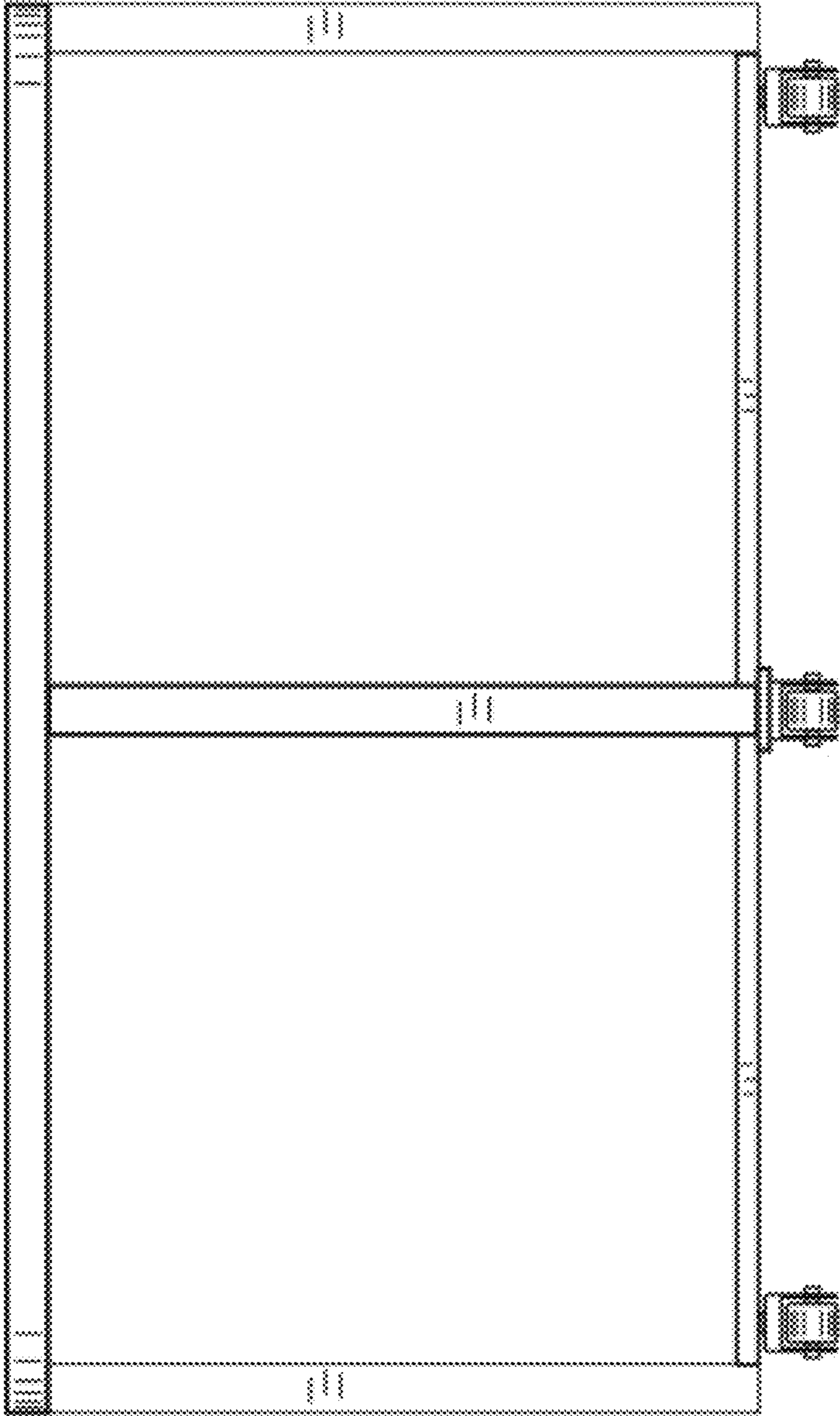


FIG. 4



FIG. 3





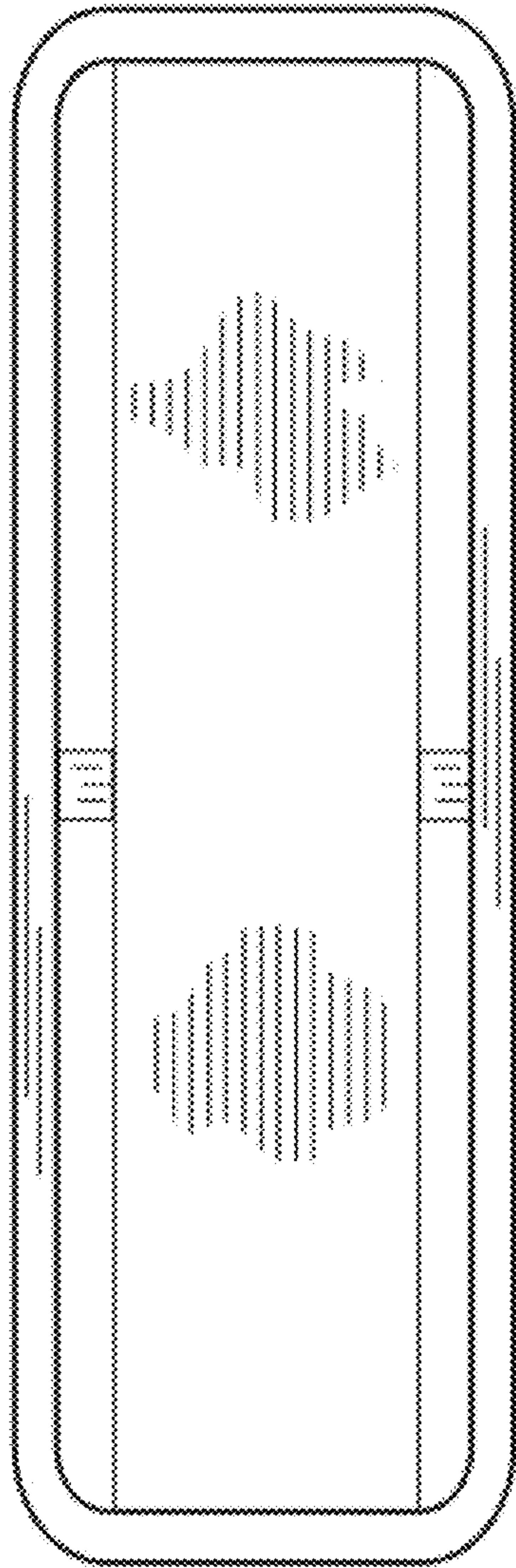


FIG. 5

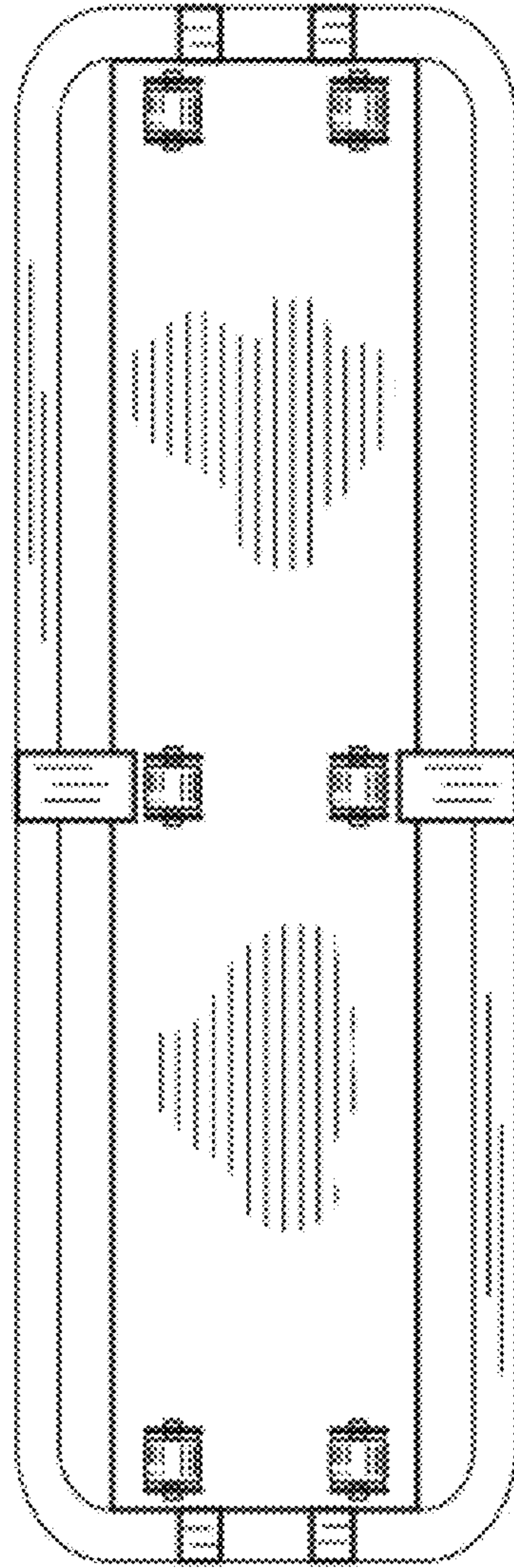


FIG. 6