



US00D670091S

(12) **United States Design Patent**  
**Clark**

(10) **Patent No.:** **US D670,091 S**

(45) **Date of Patent:** **\*\* Nov. 6, 2012**

(54) **OTTOMAN**

(76) **Inventor:** **Gregory Clark, Weston, CT (US)**

(\*\*) **Term:** **14 Years**

(21) **Appl. No.:** **29/382,724**

(22) **Filed:** **Jan. 6, 2011**

(51) **LOC (9) Cl.** ..... **06-01**

(52) **U.S. Cl.** ..... **D6/349**

(58) **Field of Classification Search** ..... D6/335,  
D6/340, 349-355, 495, 500-502; 297/16.1,  
297/175, 187, 195.1, 423.1, 423.11, 423.14,  
297/423.16, 461, 462

See application file for complete search history.

(56) **References Cited**

**U.S. PATENT DOCUMENTS**

D194,841	S	*	3/1963	Ridder	.....	D6/349
D202,984	S	*	11/1965	House	.....	D6/349
3,863,978	A	*	2/1975	Gillings, Jr.	.....	296/63
4,328,901	A	*	5/1982	Gunderman et al.	.....	220/88.2
D272,206	S	*	1/1984	Kraft	.....	D6/349
D277,722	S	*	2/1985	Gusrud	.....	D6/340
4,564,237	A	*	1/1986	Steifensand	.....	297/423.11
D283,378	S	*	4/1986	Opsvik	.....	D6/366
D283,858	S	*	5/1986	Opsvik	.....	D6/366
D287,669	S	*	1/1987	Opsvik	.....	D6/330
D291,155	S	*	8/1987	Wertheimer	.....	D6/335
D292,452	S	*	10/1987	Rykken	.....	D6/335
D292,453	S	*	10/1987	Opsvik	.....	D6/335
D292,455	S	*	10/1987	Rykken	.....	D6/335
D292,756	S	*	11/1987	Opsvik	.....	D6/335
D292,852	S	*	11/1987	Rykken	.....	D6/335

D292,853	S	*	11/1987	Opsvik	.....	D6/335
D296,959	S	*	8/1988	Gusrud	.....	D6/330
4,767,159	A	*	8/1988	Opsvik	.....	297/423.11
4,767,160	A	*	8/1988	Mengshoel et al.	.....	297/423.12
4,960,305	A	*	10/1990	Opsvik	.....	297/423.12
5,054,857	A	*	10/1991	Kvalheim	.....	297/423.13
D323,073	S	*	1/1992	Opsvik	.....	D6/335
5,186,519	A	*	2/1993	Larson	.....	297/423.12
D348,568	S	*	7/1994	Landry	.....	D6/330
5,330,254	A	*	7/1994	Larson	.....	297/354.11
5,669,669	A	*	9/1997	Usher	.....	297/423.12
5,971,485	A	*	10/1999	Clark	.....	297/423.12
6,302,413	B1	*	10/2001	Comeaux	.....	280/32.5
6,543,853	B1	*	4/2003	Splane, Jr.	.....	297/423.12
D522,261	S	*	6/2006	Whiteside et al.	.....	D6/349
2003/0168899	A1	*	9/2003	Voyce, IV	.....	297/423.11

\* cited by examiner

*Primary Examiner* — Sandra Snapp

(74) *Attorney, Agent, or Firm* — Schiff Hardin LLP


(57) **CLAIM**

The ornamental design for an ottoman, as shown and described.

**DESCRIPTION**

FIG. 1 is a perspective view of an ottoman showing my new design;  
FIG. 2 is a left side view of the ottoman shown in FIG. 1;  
FIG. 3 is a right side view of the ottoman shown in FIG. 1;  
FIG. 4 is a top plan view of the ottoman shown in FIG. 1;  
FIG. 5 is a bottom plan view of the ottoman shown in FIG. 1;  
FIG. 6 is a back view of the ottoman shown in FIG. 1; and,  
FIG. 7 is a front view of the ottoman shown in FIG. 1.

**1 Claim, 4 Drawing Sheets**



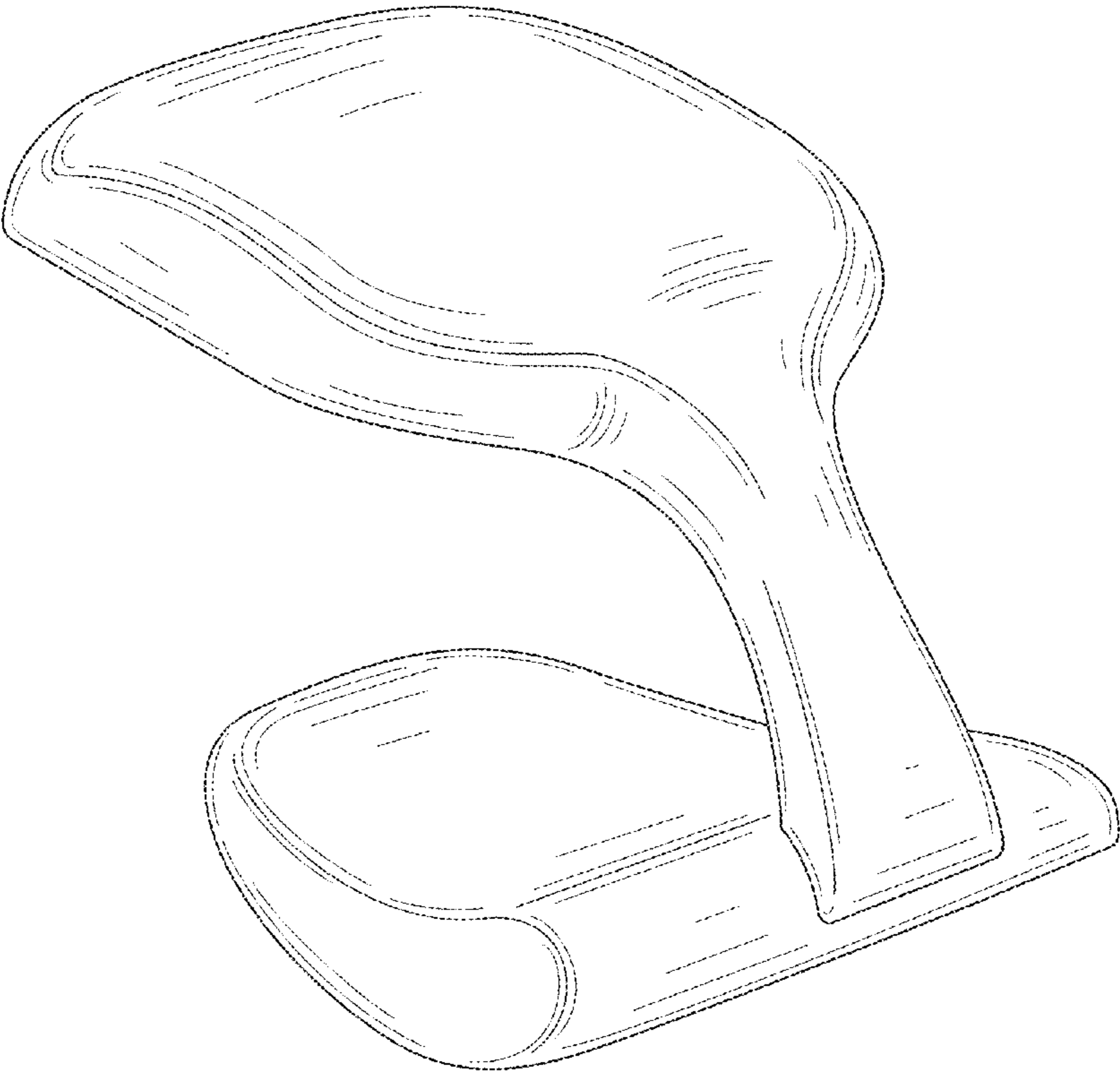


FIG. 1

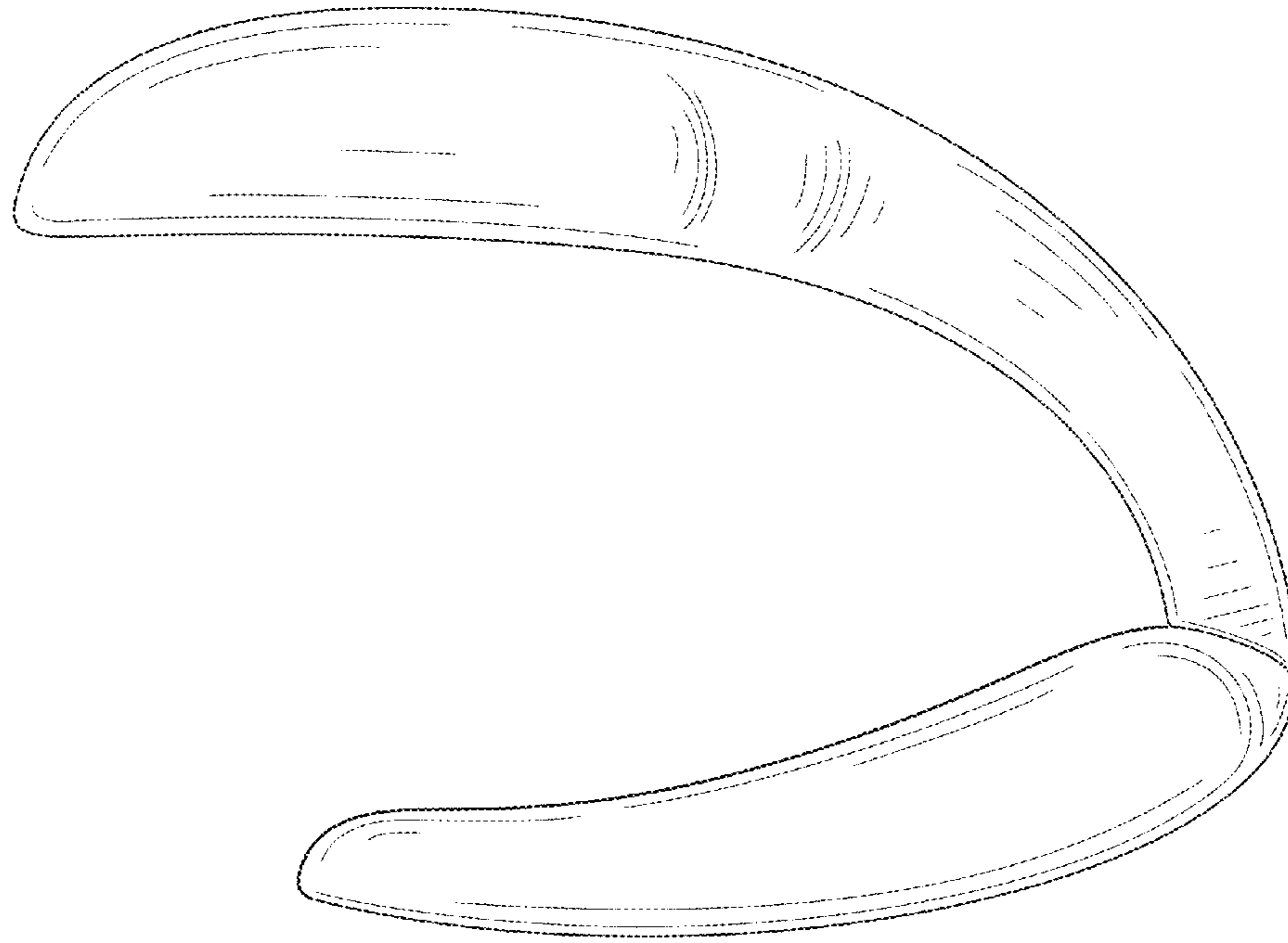


FIG. 2

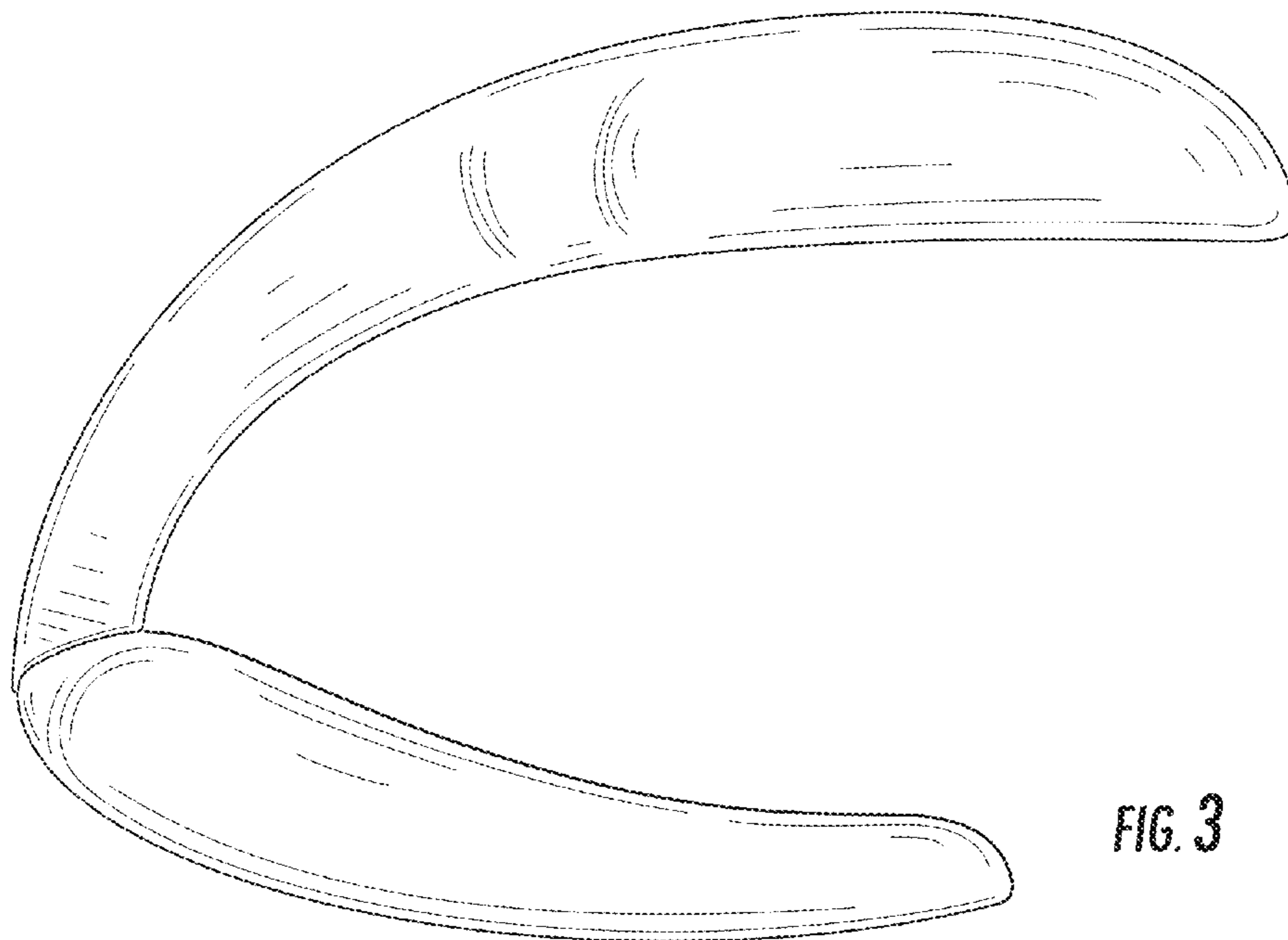


FIG. 3

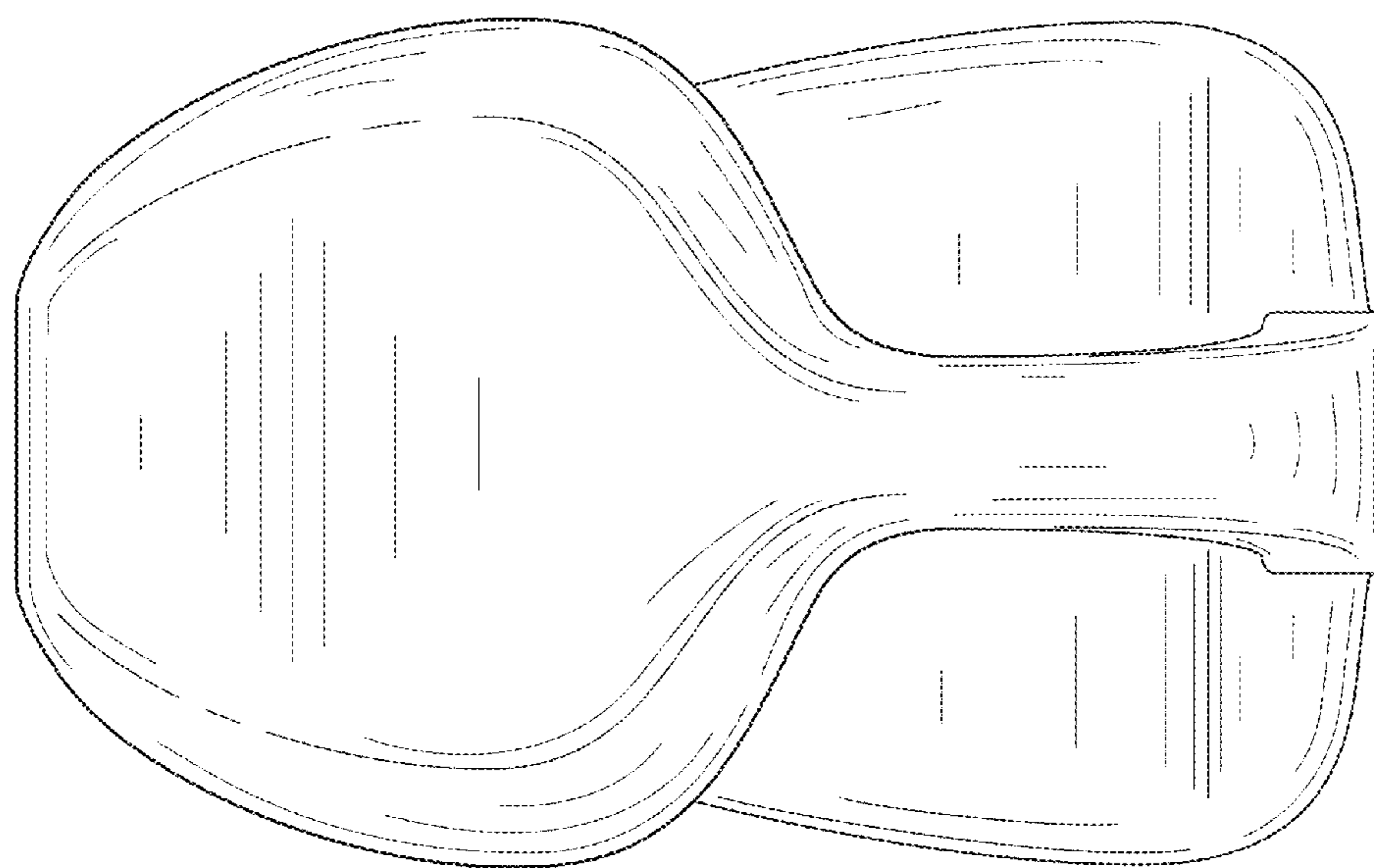


FIG. 4

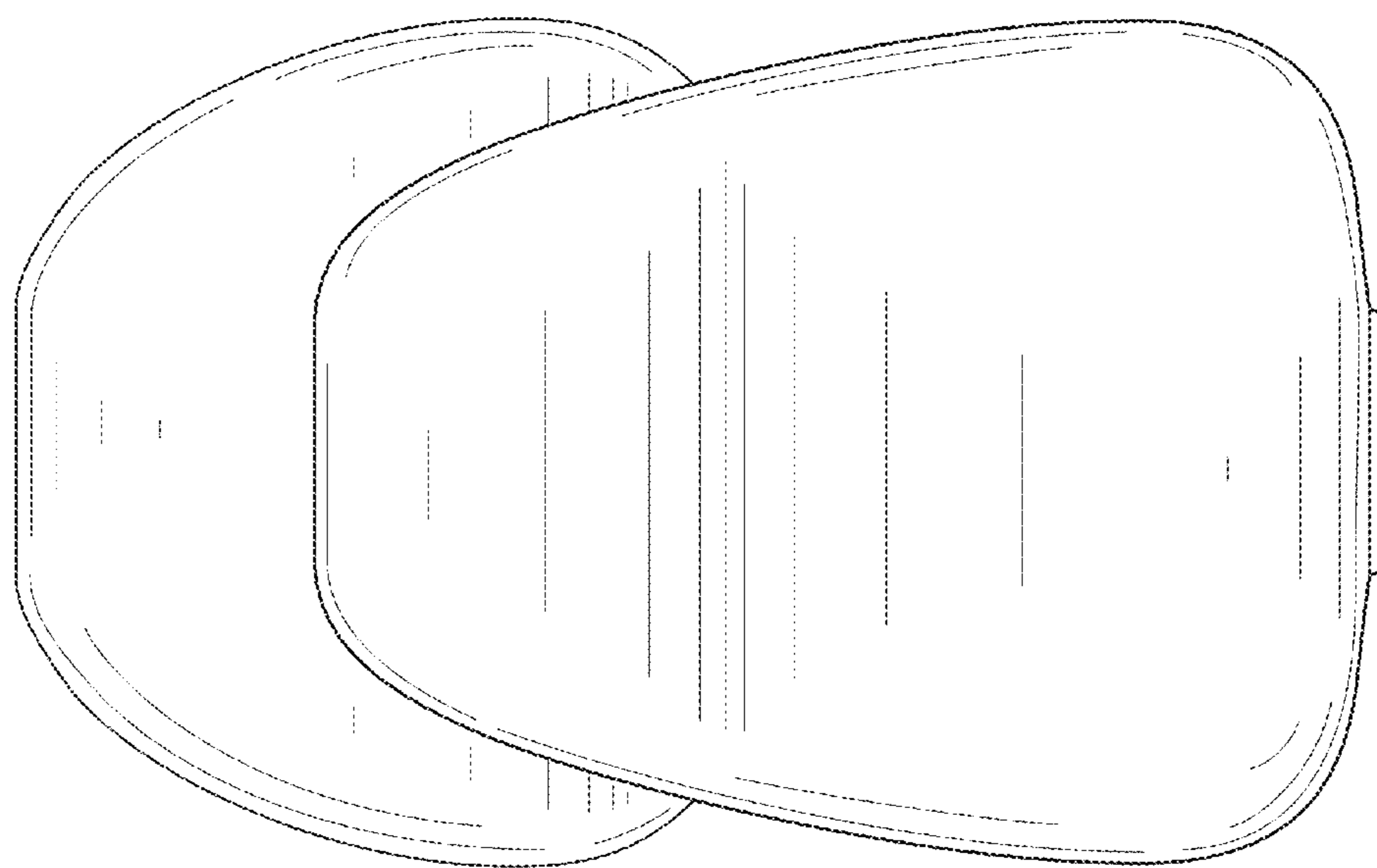


FIG. 5

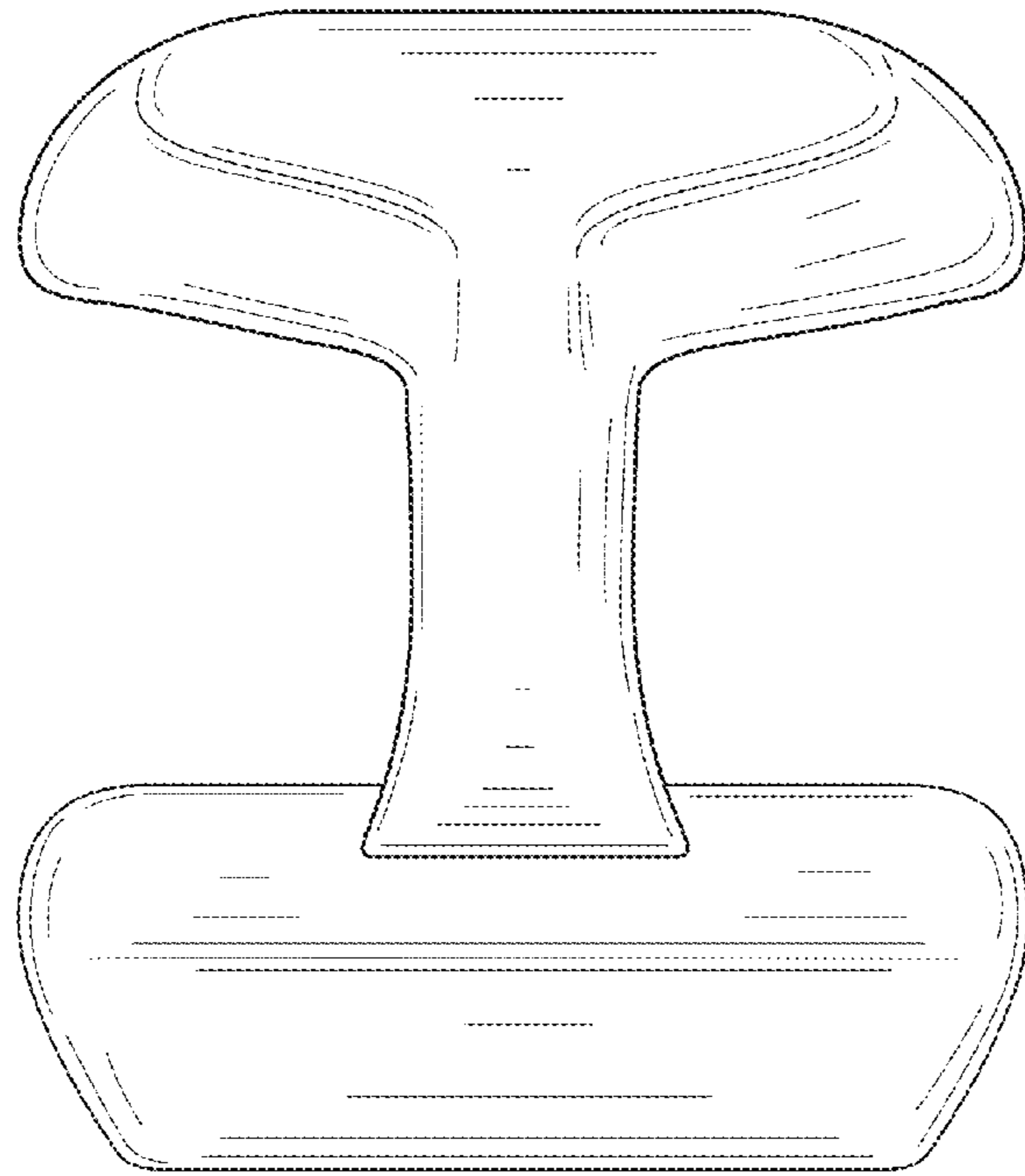


FIG. 6

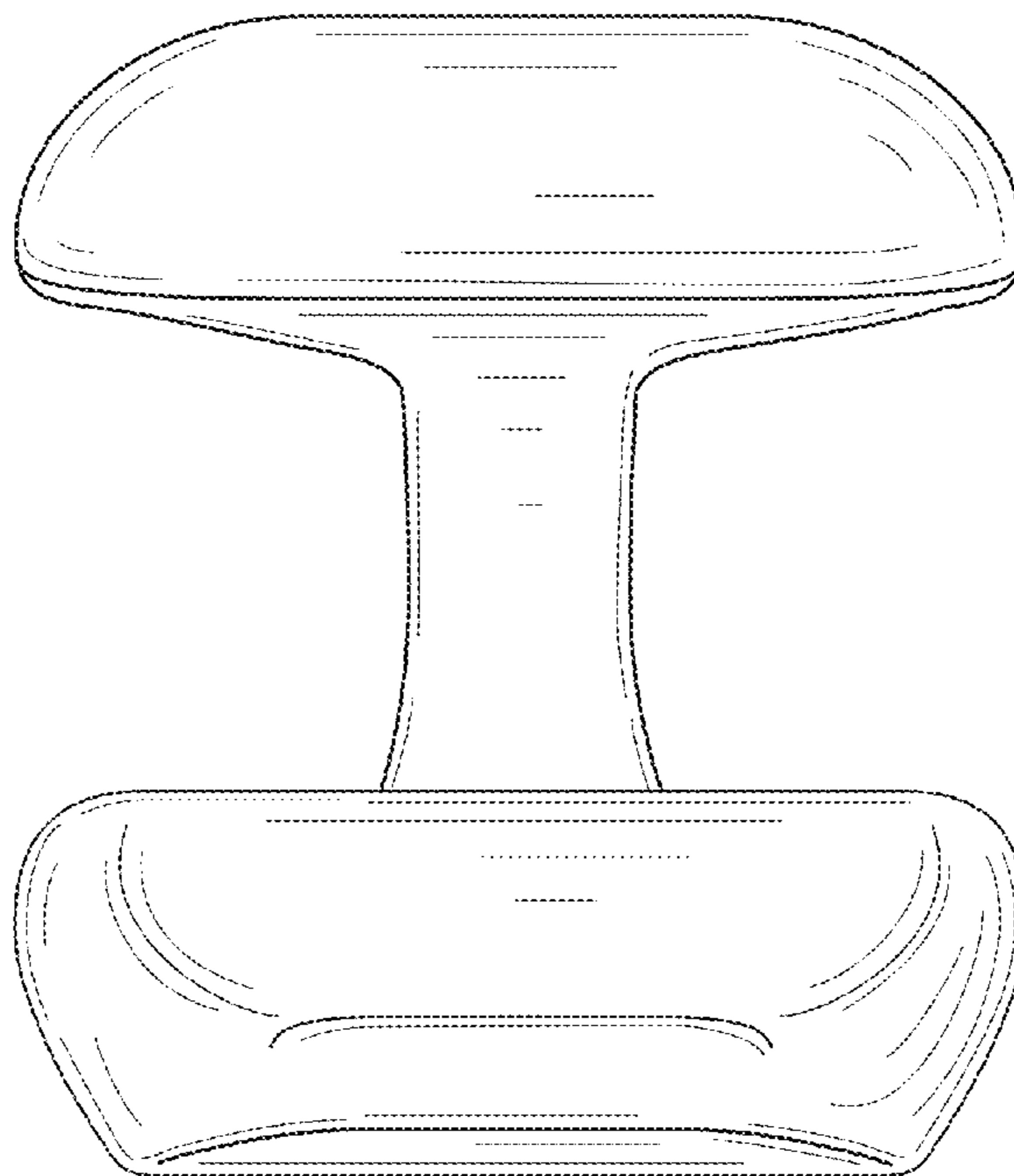


FIG. 7