



US00D670081S

(12) **United States Design Patent**  
**Orgeldinger**

(10) **Patent No.:** **US D670,081 S**

(45) **Date of Patent:** **\*\* Nov. 6, 2012**

(54) **MEAT CRATE**

(75) **Inventor:** **Wolfgang Orgeldinger**, Pullach (DE)

(73) **Assignee:** **IFCO Systems GmbH**, Pullach (DE)

(\*\*) **Term:** **14 Years**

(21) **Appl. No.:** **29/355,930**

(22) **Filed:** **Feb. 17, 2010**

(30) **Foreign Application Priority Data**

Aug. 18, 2009 (WO) ..... 509053701

(51) **LOC (9) Cl.** ..... **03-01**

(52) **U.S. Cl.** ..... **D3/307**

(58) **Field of Classification Search** ..... D3/304,  
D3/307-309, 314, 311-312, 315; 206/521,  
206/521.1, 503, 506; 220/1.5, 4.26, 4.28,  
220/676, 669, 680, 682

See application file for complete search history.

(56) **References Cited**

**U.S. PATENT DOCUMENTS**

D252,172 S *	6/1979	Carroll et al.	.....	D3/304
D259,294 S *	5/1981	Box	.....	D3/311
5,458,283 A *	10/1995	Southwell et al.	.....	229/178
D366,363 S *	1/1996	Berggren	.....	D3/314
D389,310 S *	1/1998	Niemann et al.	.....	D3/312
D424,299 S *	5/2000	Varfeldt	.....	D3/309
D436,729 S *	1/2001	Aiken	.....	D3/304
D438,703 S *	3/2001	Campbell	.....	D3/304

D446,015 S *	8/2001	Apps	.....	D3/304
D452,614 S *	1/2002	Overholt	.....	D3/305
D478,421 S *	8/2003	Overholt et al.	.....	D3/304
D505,262 S *	5/2005	Chinni	.....	D3/309
D547,982 S *	8/2007	Yang et al.	.....	D6/510
D553,858 S *	10/2007	Sabanci	.....	D3/305
D600,019 S *	9/2009	Cope	.....	D3/305
D600,917 S *	9/2009	Meter	.....	D3/313
7,641,066 B2 *	1/2010	Baltz	.....	220/7
D628,801 S *	12/2010	Talbot Pouliot et al.	.....	D3/304
2005/0205454 A1 *	9/2005	McDade	.....	206/505
2007/0187276 A1 *	8/2007	Stahl	.....	206/505
2007/0272579 A1 *	11/2007	Cavalcante	.....	206/506

\* cited by examiner

*Primary Examiner* — Kelley Donnelly

(74) *Attorney, Agent, or Firm* — Keating & Bennett, LLP

(57) **CLAIM**

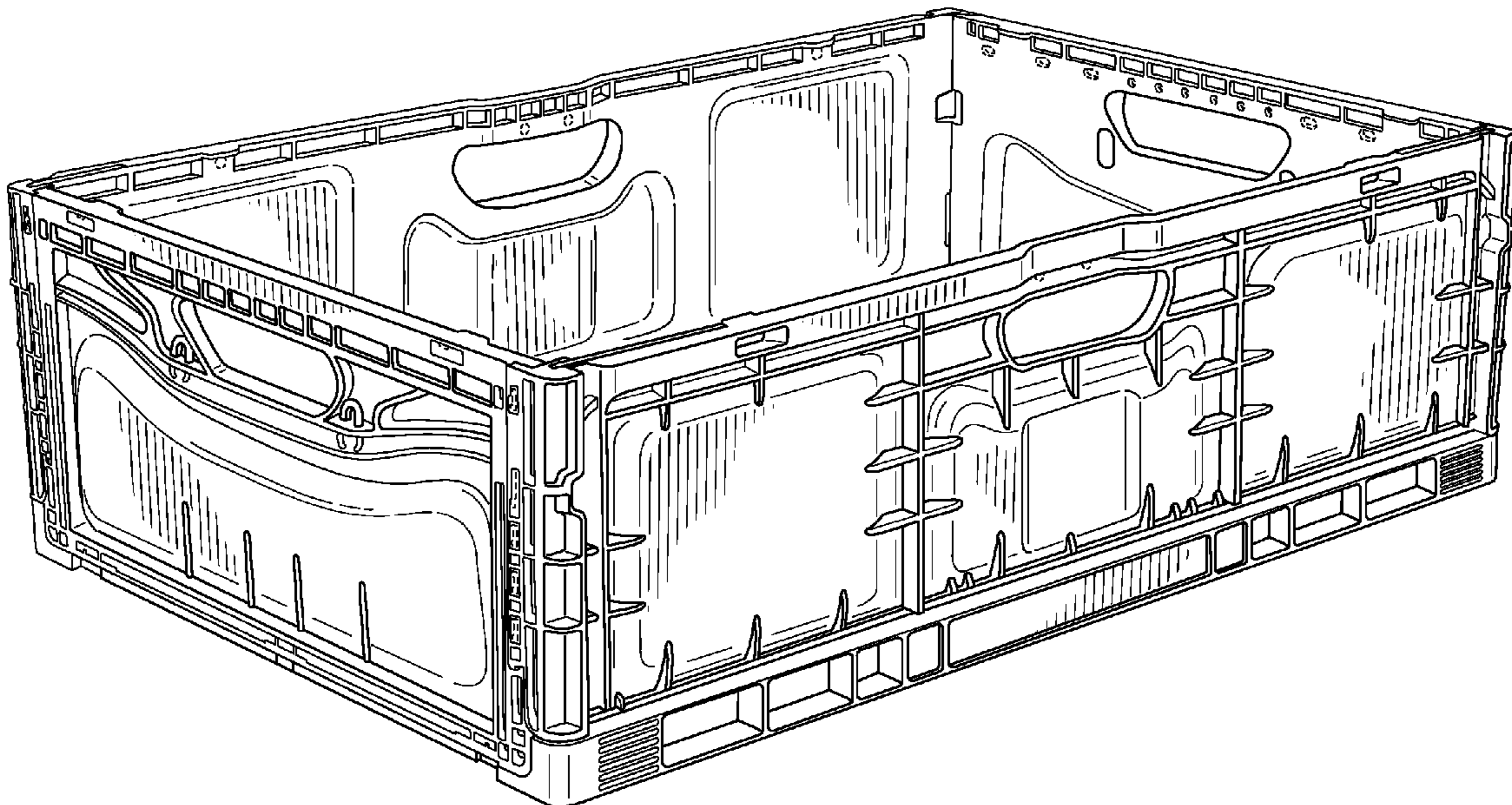
The ornamental design for a meat crate, as shown and described.

**DESCRIPTION**

FIG. 1 is a top perspective view of a meat crate according to my new design in an unfolded state;  
FIG. 2 is a right side view thereof in an unfolded state;  
FIG. 3 is a top view thereof in an unfolded state;  
FIG. 4 is a top view thereof in a folded state;  
FIG. 5 is a front view thereof in an unfolded state; and,  
FIG. 6 is a bottom view thereof in an unfolded state.

The broken lines are for the purpose of illustrating the environment of the design only and form no part of the claimed design.

**1 Claim, 6 Drawing Sheets**



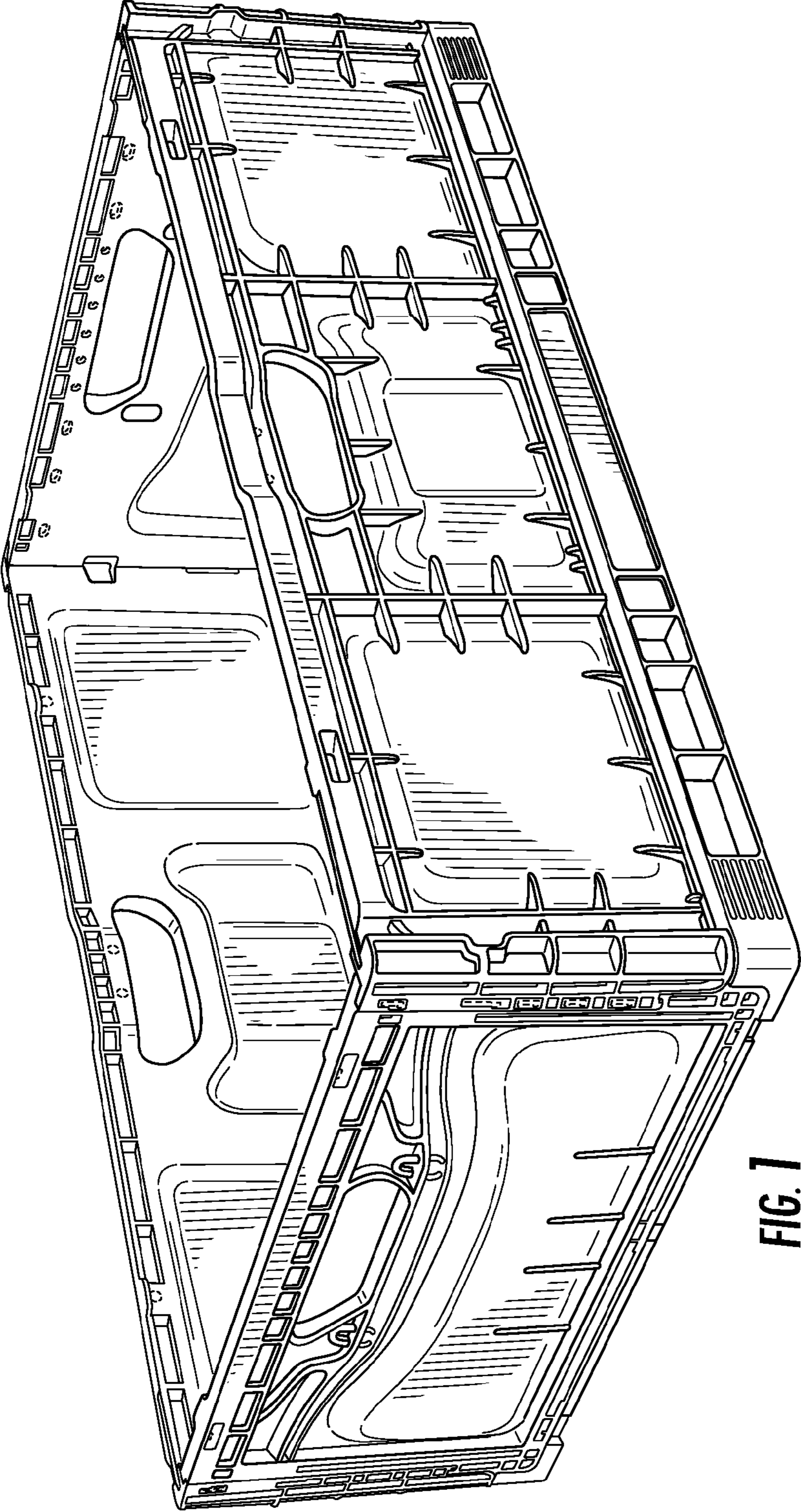


FIG. 1

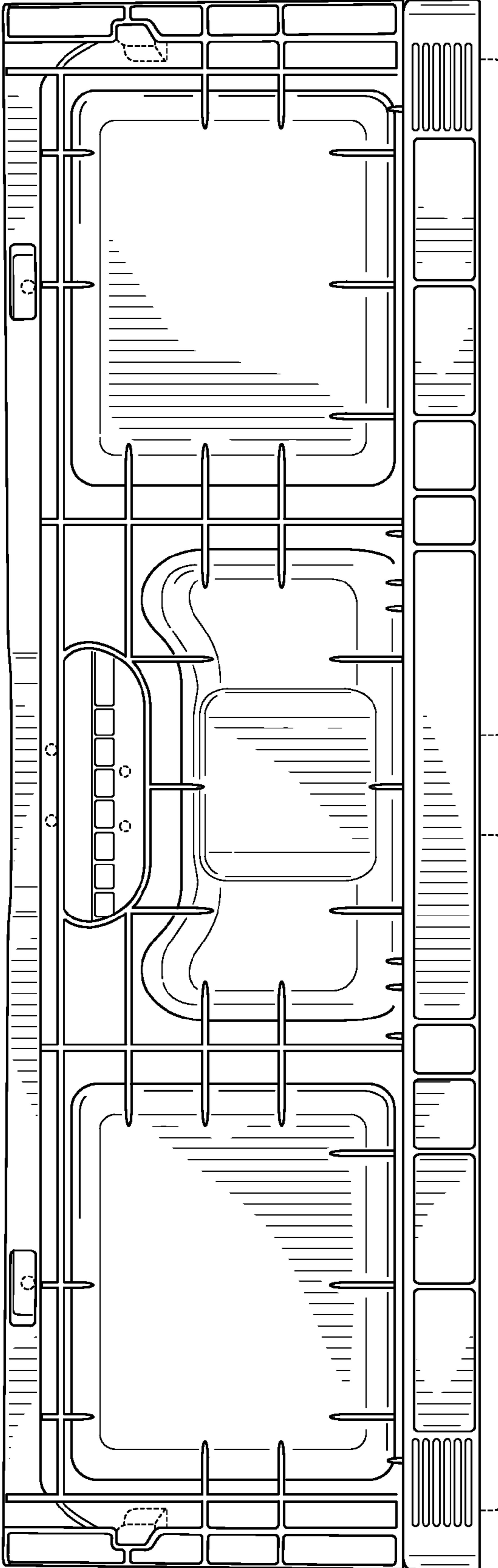


FIG. 2

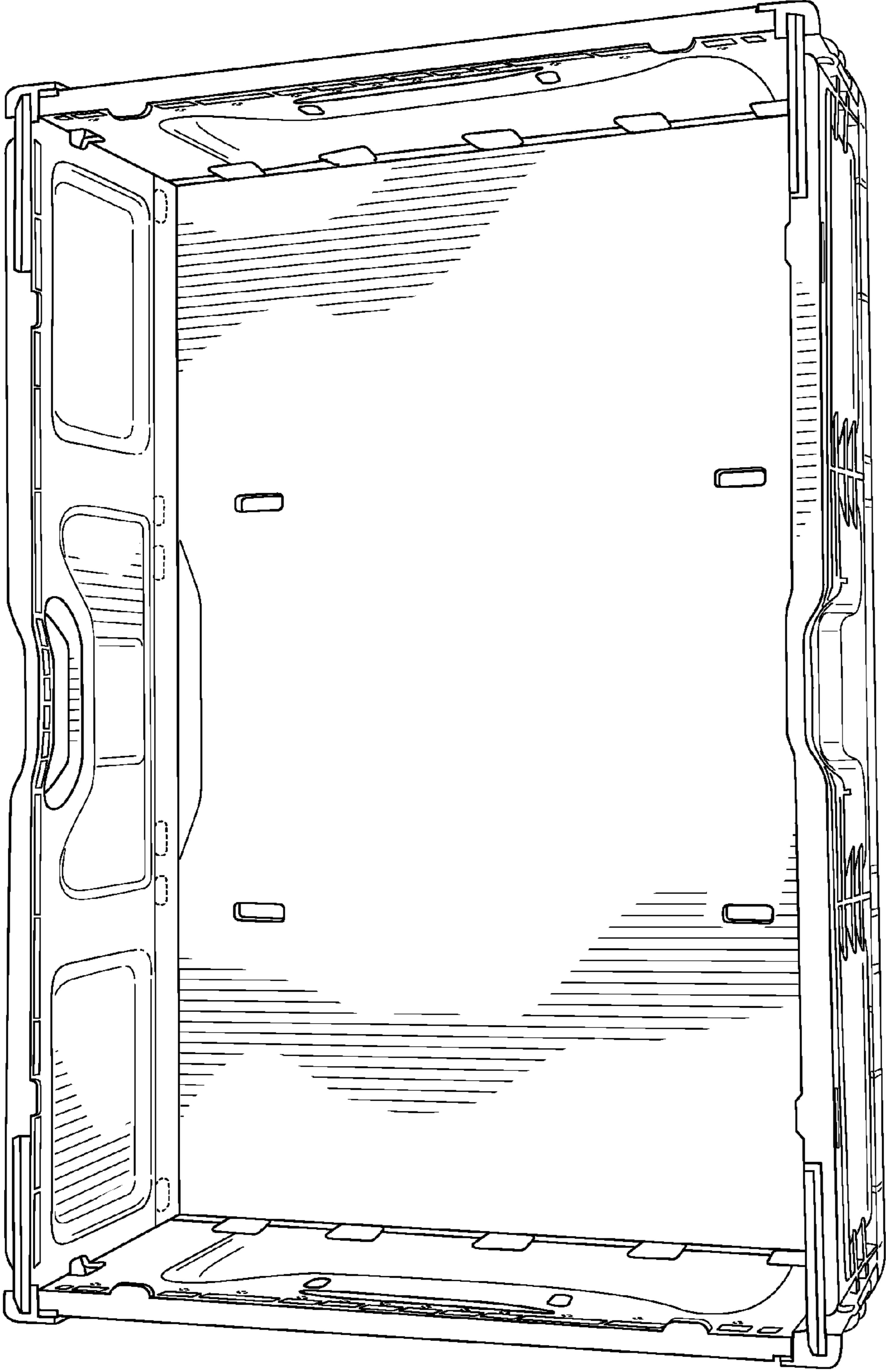


FIG. 3

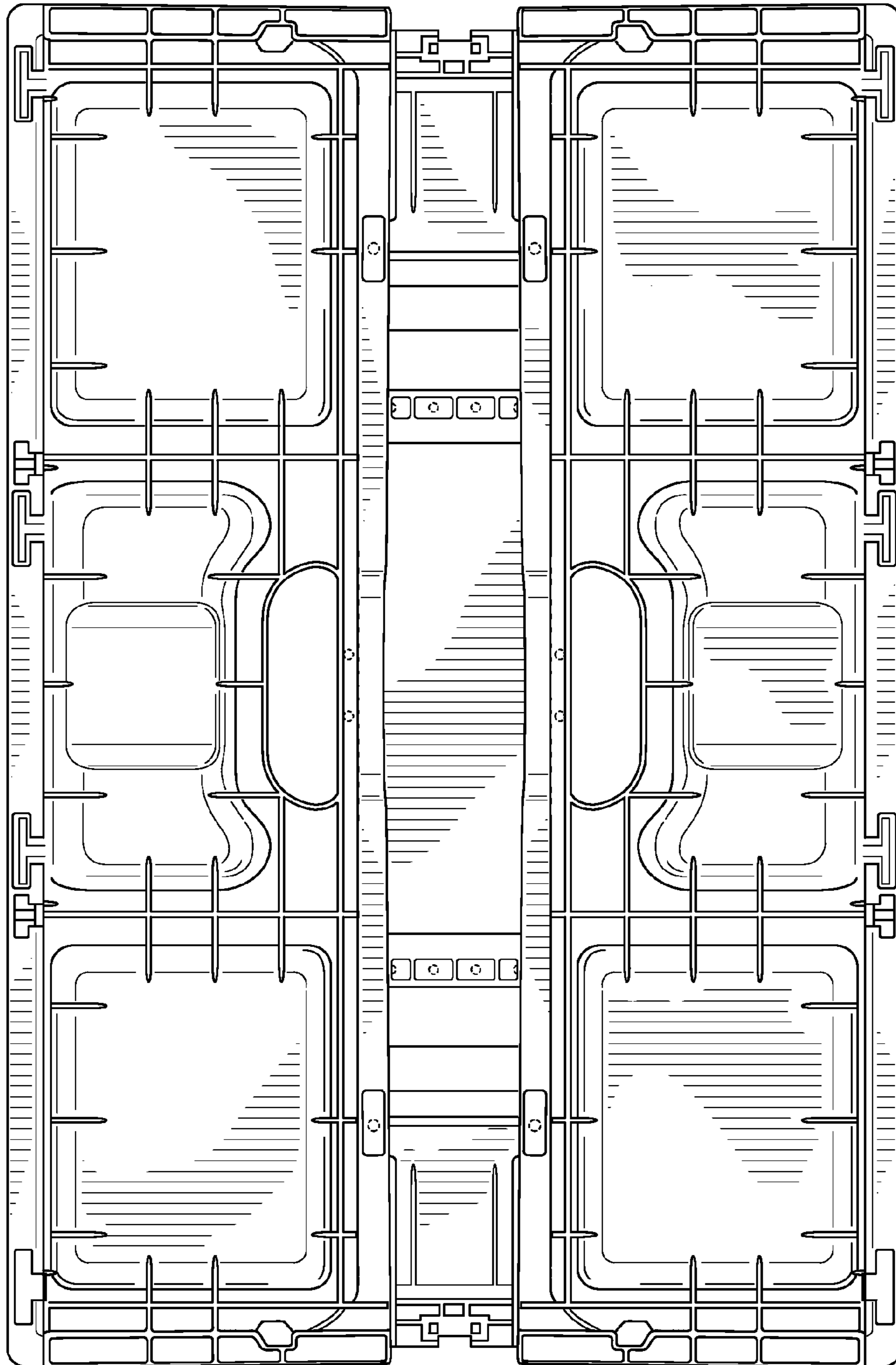
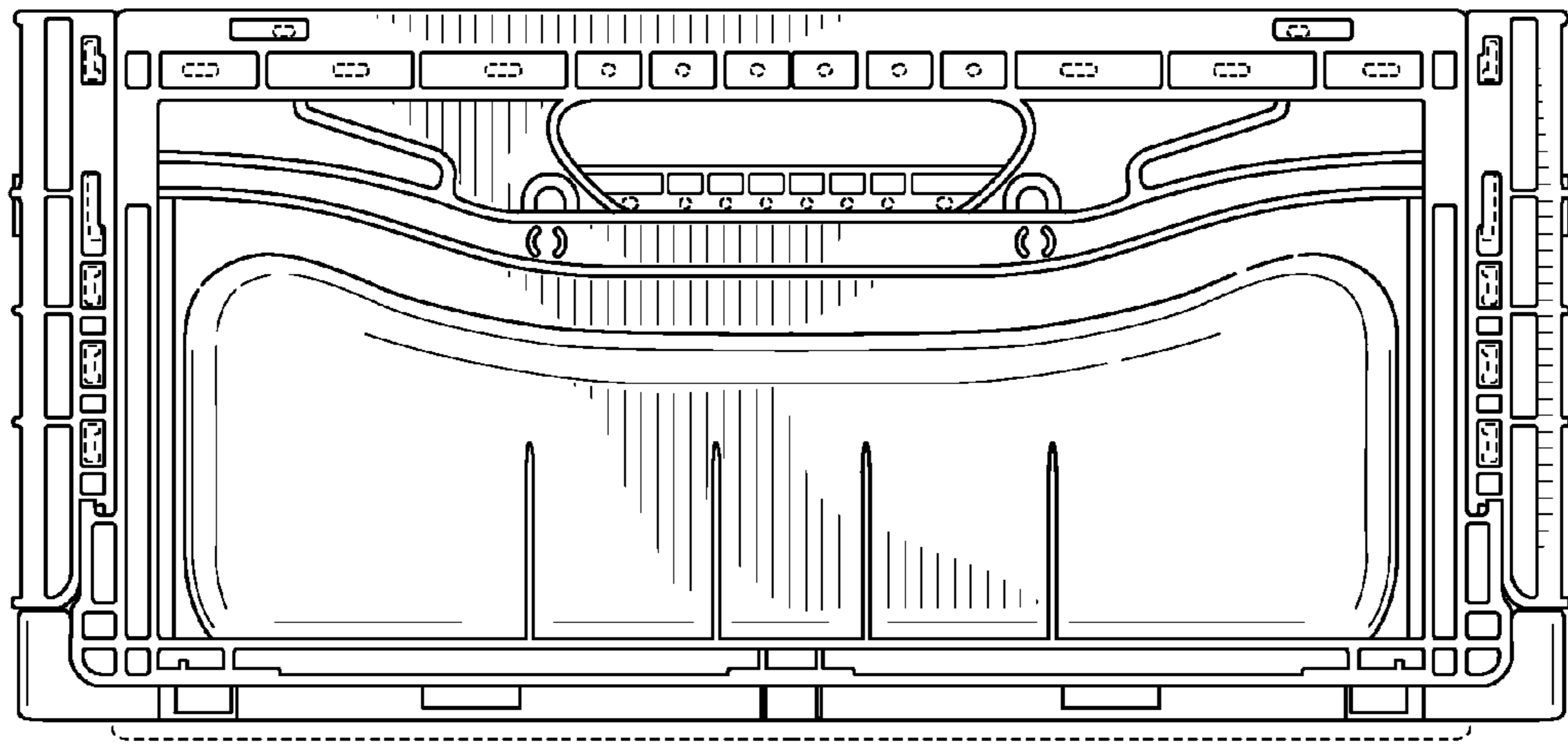


FIG. 4



**FIG. 5**

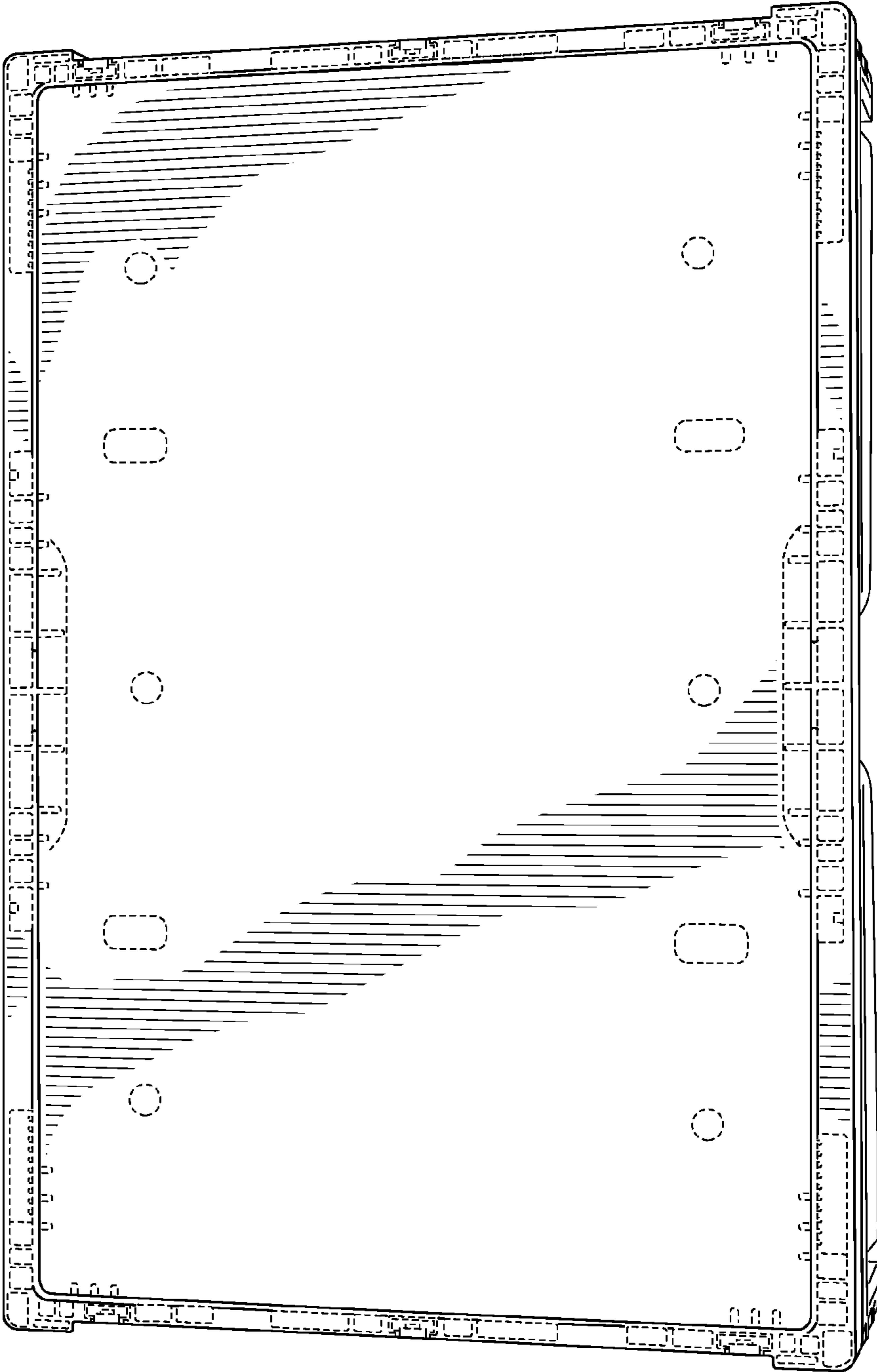


FIG. 6