

US00D670075S

(12) **United States Design Patent**
Fumey

(10) **Patent No.:** **US D670,075 S**

(45) **Date of Patent:** **** Nov. 6, 2012**

(54) **SHOE ACCESSORY WITH TRANSPARENT
POCKET**

(76) Inventor: **Roger Fumey**, Hamburg (DE)

(**) Term: **14 Years**

(21) Appl. No.: **29/405,647**

(22) Filed: **Nov. 3, 2011**

(30) **Foreign Application Priority Data**

Sep. 3, 2011 (DE) 402011004354

(51) **LOC (9) Cl.** **02-04**

(52) **U.S. Cl.** **D2/946; D2/976**

(58) **Field of Classification Search** D2/896,
D2/902, 907, 909, 910, 911, 912, 929, 943,
D2/944, 945, 946, 969, 970-976, 978; 36/83,
36/113, 114, 126-132, 136, 137, 3 R, 3 A
See application file for complete search history.

(56) **References Cited**

U.S. PATENT DOCUMENTS

4,507,882	A *	4/1985	Harrell	36/136
4,630,383	A *	12/1986	Gamm	36/136
5,311,679	A *	5/1994	Birch, Sr.	36/136
5,351,370	A *	10/1994	Fields et al.	24/306
D377,410	S *	1/1997	Crowley	D2/946
6,449,881	B1 *	9/2002	Assaf et al.	36/136
6,601,323	B2 *	8/2003	Tsujino et al.	36/136
D481,864	S *	11/2003	Landry	D2/976
6,729,058	B2 *	5/2004	Ferguson	40/636
D506,596	S *	6/2005	Kim	D2/946
D507,861	S *	8/2005	Kim	D2/946
6,988,298	B2 *	1/2006	Ternasky et al.	24/712.3
7,003,903	B2 *	2/2006	Johnson	36/136
7,404,242	B1 *	7/2008	Perler	24/712.2

7,418,793	B2 *	9/2008	Dominguez et al.	36/136
7,444,724	B1 *	11/2008	Perler	24/712.3
7,640,640	B1 *	1/2010	Watkins	24/712.3
D614,853	S *	5/2010	Warren et al.	D2/975
D622,057	S *	8/2010	Warren et al.	D2/975
D622,494	S *	8/2010	Warren	D2/975
D629,186	S *	12/2010	Blakeslee	D2/946
D662,703	S *	7/2012	Haver	D2/976

* cited by examiner

Primary Examiner — Elizabeth J Oswecki

(74) *Attorney, Agent, or Firm* — Smartpat PLC; Axel Nix

(57) **CLAIM**


I claim the ornamental design for a shoe accessory with transparent pocket, as shown and described.

DESCRIPTION

FIG. 1 is a top, front, left side perspective view of a shoe accessory with transparent pocket showing my new design; FIG. 2 is a top, front, right side perspective view thereof; FIG. 3 is a rear view thereof; FIG. 4 is a right side view thereof, the left side view being identical; FIG. 5 is a top view thereof; FIG. 6 is a front view thereof; FIG. 7 is a bottom view thereof; FIG. 8 is a side view thereof shown in a used condition on a shoe; and, FIG. 9 is a top view thereof shown in a used condition on a shoe.

The shoe and threading in FIGS. 8 and 9 shown in light contrast are included for the purpose of illustrating environmental structure and form no part of the claimed design.

1 Claim, 5 Drawing Sheets






FIG. 1




FIG. 2



FIG. 3



FIG. 4




FIG. 5



FIG. 6




FIG. 7

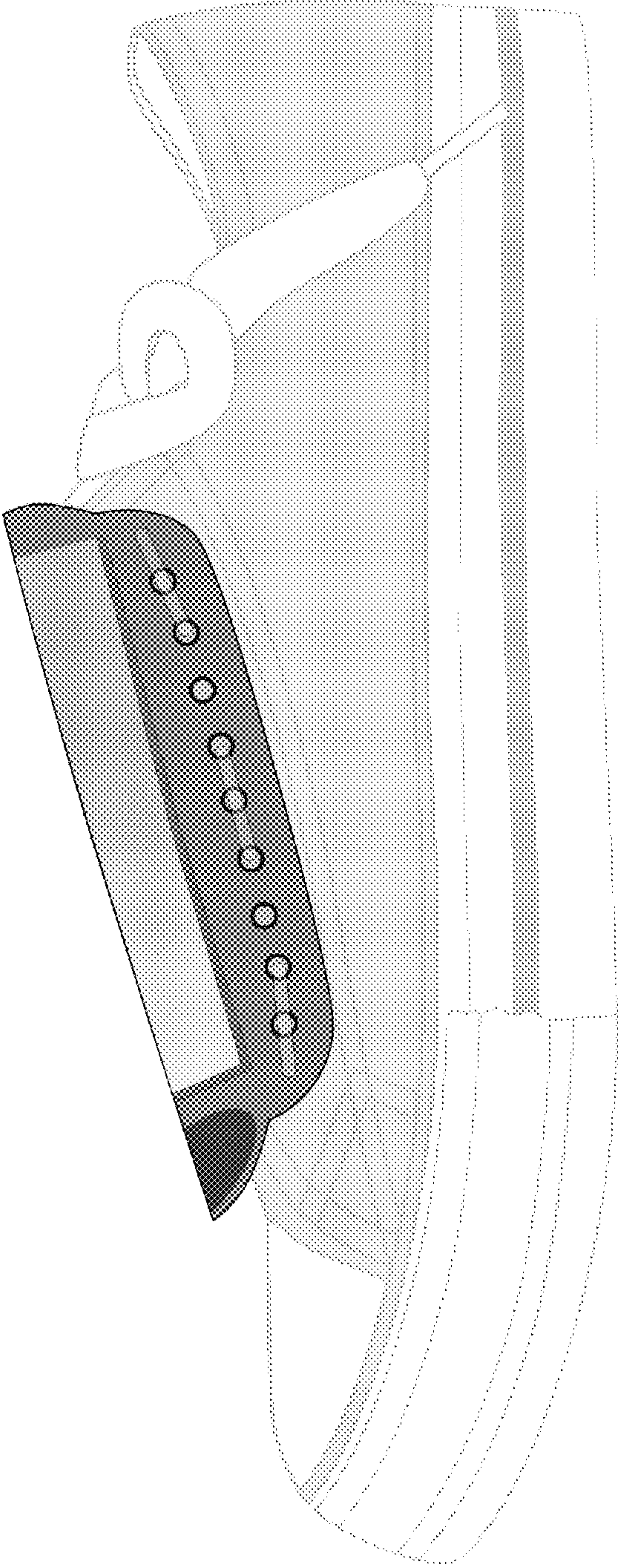


FIG. 8

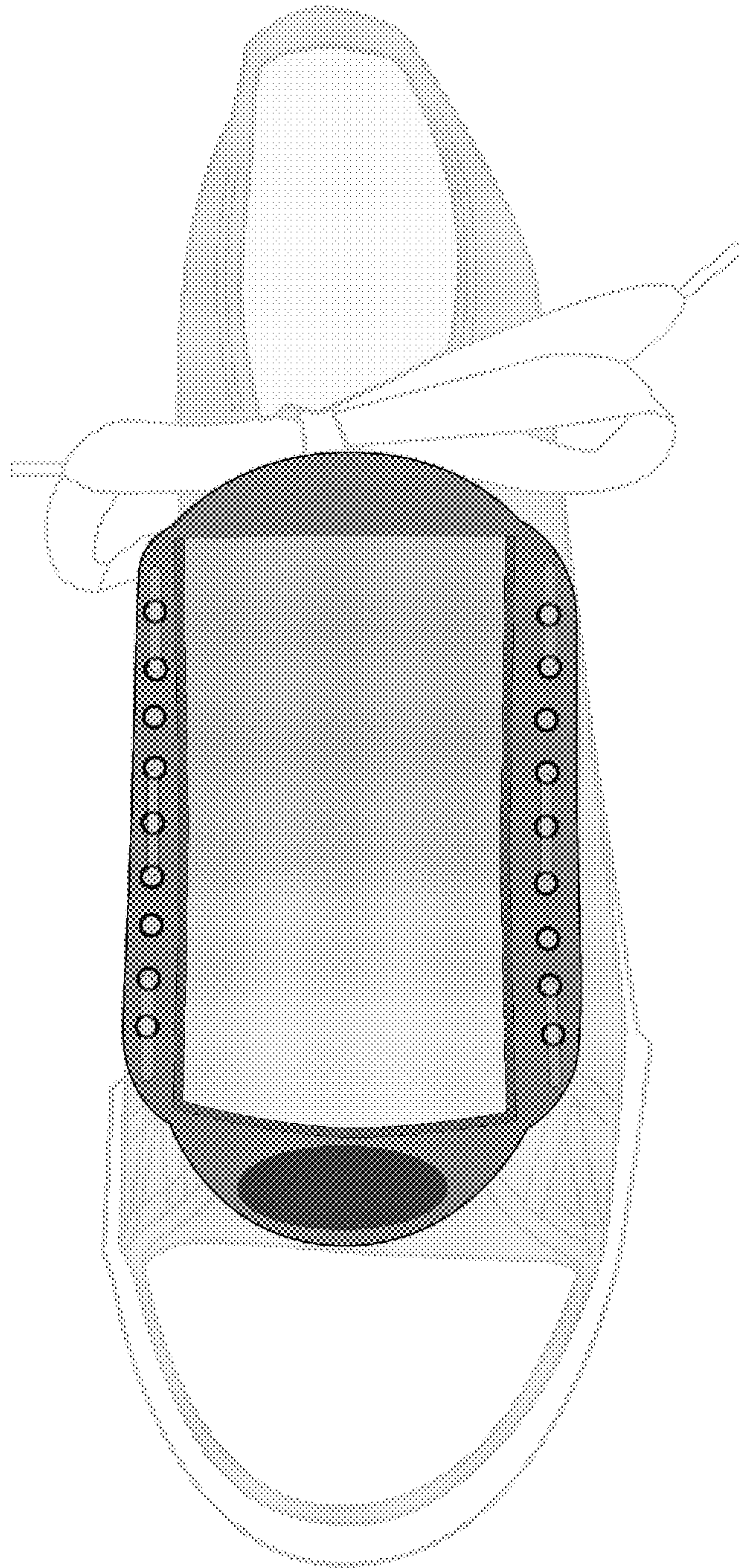


FIG. 9