



US00D670074S

(12) **United States Design Patent**  
**Willows et al.**

(10) **Patent No.:** **US D670,074 S**

(45) **Date of Patent:** **\*\* Nov. 6, 2012**

(54) **SHOE POUCH**

(76) Inventors: **Keith Willows**, Seattle, WA (US);  
**Antonio Del Rosario**, Bellevue, WA  
(US); **June Angus**, Seattle, WA (US)

(\*\*) Term: **14 Years**

(21) Appl. No.: **29/373,422**

(22) Filed: **Apr. 5, 2011**

(51) **LOC (9) Cl.** ..... **02-04**

(52) **U.S. Cl.** ..... **D2/946; D2/976**

(58) **Field of Classification Search** ..... D2/896,  
D2/901, 911, 929, 935, 943, 946, 969, 970,  
D2/971, 976, 978; 36/3 A, 45, 83, 113, 114,  
36/132, 136, 137

See application file for complete search history.

(56) **References Cited**

U.S. PATENT DOCUMENTS

1,640,665	A *	8/1927	Muscente	.....	2/245
4,507,882	A *	4/1985	Harrell	.....	36/136
4,536,975	A *	8/1985	Harrell	.....	36/136
4,547,982	A *	10/1985	Gamm	.....	36/114
5,311,679	A *	5/1994	Birch, Sr.	.....	36/136
D358,932	S *	6/1995	Barton et al.	.....	D3/226
D369,458	S *	5/1996	Adams	.....	D2/946
D378,010	S *	2/1997	Isenberg	.....	D2/946
D382,691	S *	8/1997	Fuller et al.	.....	D2/946
D385,102	S *	10/1997	Avar	.....	D2/972
D404,546	S *	1/1999	Isenberg	.....	D2/946
6,449,881	B1 *	9/2002	Assaf et al.	.....	36/136
6,457,260	B1 *	10/2002	Roelofs	.....	36/1.5
D506,596	S *	6/2005	Kim	.....	D2/946
D507,861	S *	8/2005	Kim	.....	D2/946
6,988,298	B2 *	1/2006	Ternasky et al.	.....	24/712.3

D514,285	S *	2/2006	Jarmon Mouchi et al.	....	D2/946
7,000,337	B2 *	2/2006	Harrington	.....	36/132
D516,280	S *	3/2006	Jarmon Mouchi et al.	....	D2/946
D535,085	S *	1/2007	Berg et al.	.....	D2/946
D547,034	S *	7/2007	Choi	.....	D2/946
7,418,793	B2 *	9/2008	Dominguez et al.	.....	36/136
7,444,724	B1 *	11/2008	Perler	.....	24/712.3
D604,037	S *	11/2009	Feller et al.	.....	D2/978
D612,588	S *	3/2010	Feller et al.	.....	D2/946

\* cited by examiner

*Primary Examiner* — Elizabeth J Oswecki

(57) **CLAIM**

The ornamental design for a shoe pouch, as shown and described.

**DESCRIPTION**

FIG. 1 is a front view of a shoe pouch showing our new design;

FIG. 2 is a left side view thereof;

FIG. 3 is a right side view thereof;

FIG. 4 is a rear view thereof;

FIG. 5 is a top view thereof;

FIG. 6 is a bottom view thereof;

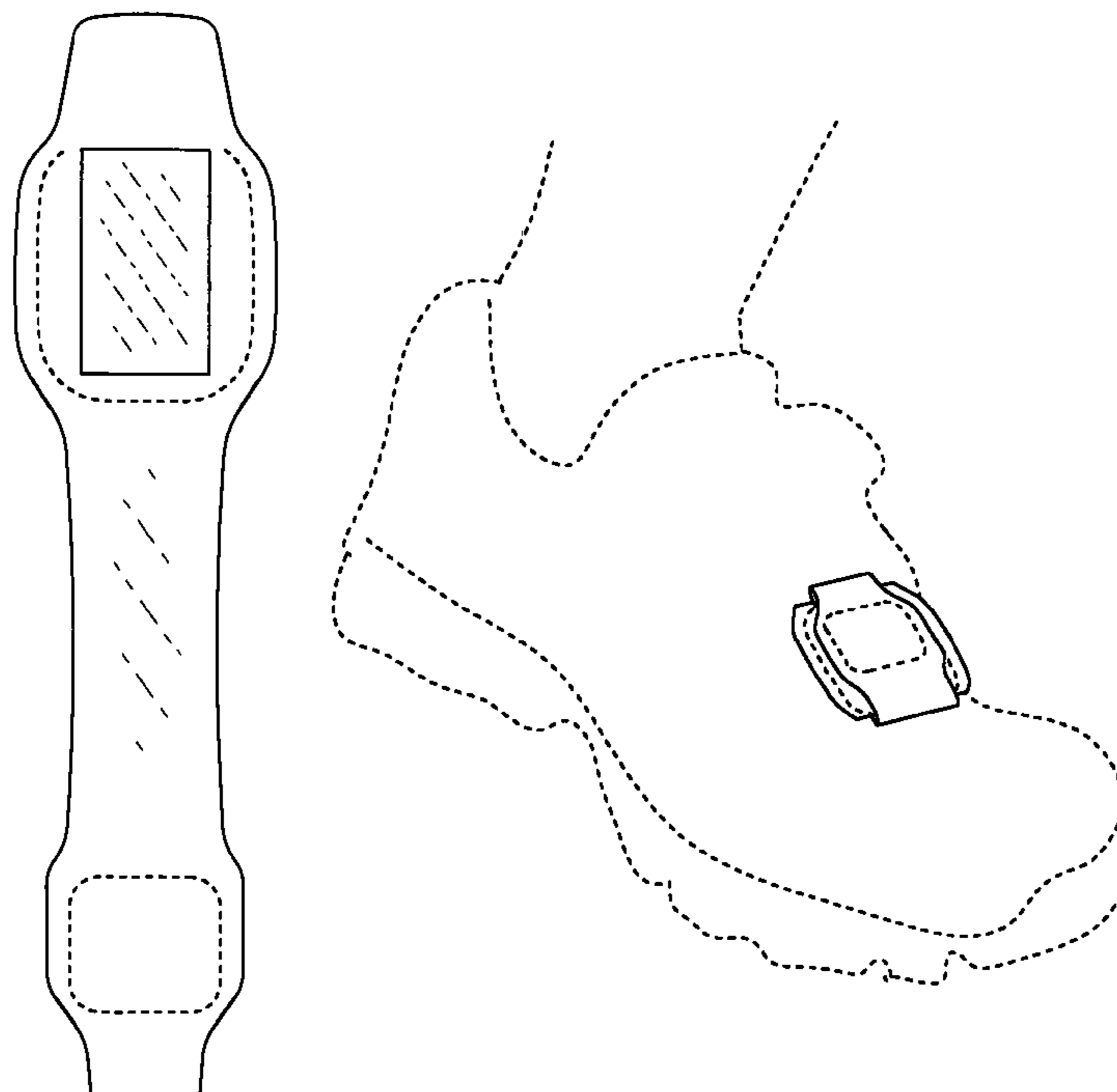
FIG. 7 is a front view, of a shoe pouch shown folded in a used condition;

FIG. 8 is a right side view, of a shoe pouch shown folded in a used condition, the left side view being a mirror image thereof; and,

FIG. 9 is a perspective view, of a shoe pouch shown folded in a used condition.

The broken lines shown on the shoe pouch in FIGS. 1-9 represent thread stitching. The broken lines showing a shoe and human ankle in FIG. 9 illustrate environmental structure and form no part of the claimed design.

**1 Claim, 4 Drawing Sheets**



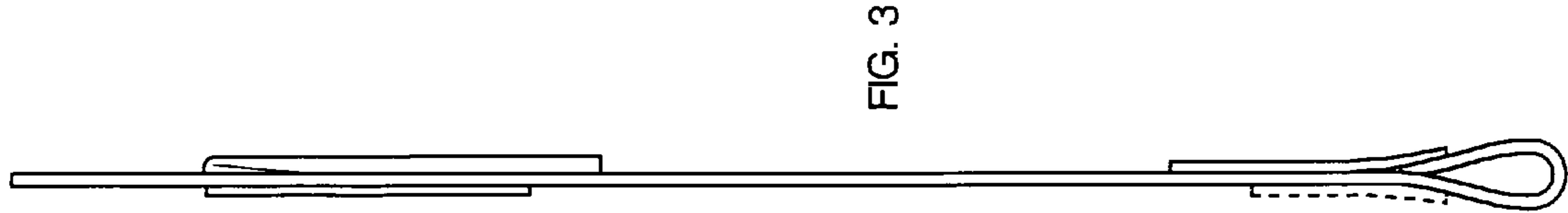


FIG. 3

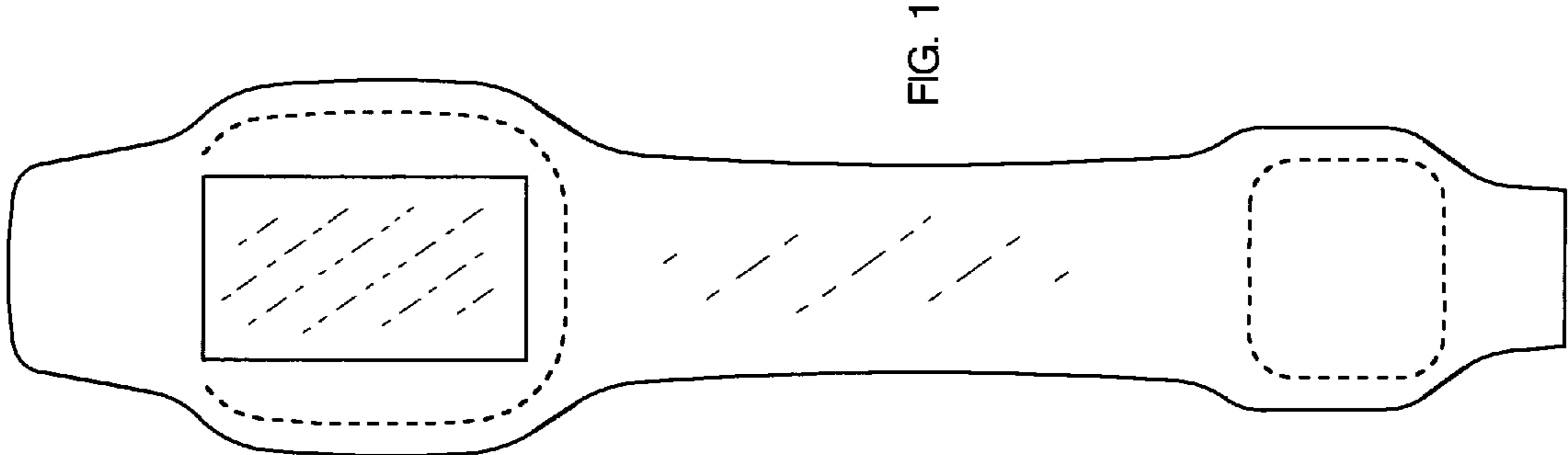


FIG. 1




FIG. 2

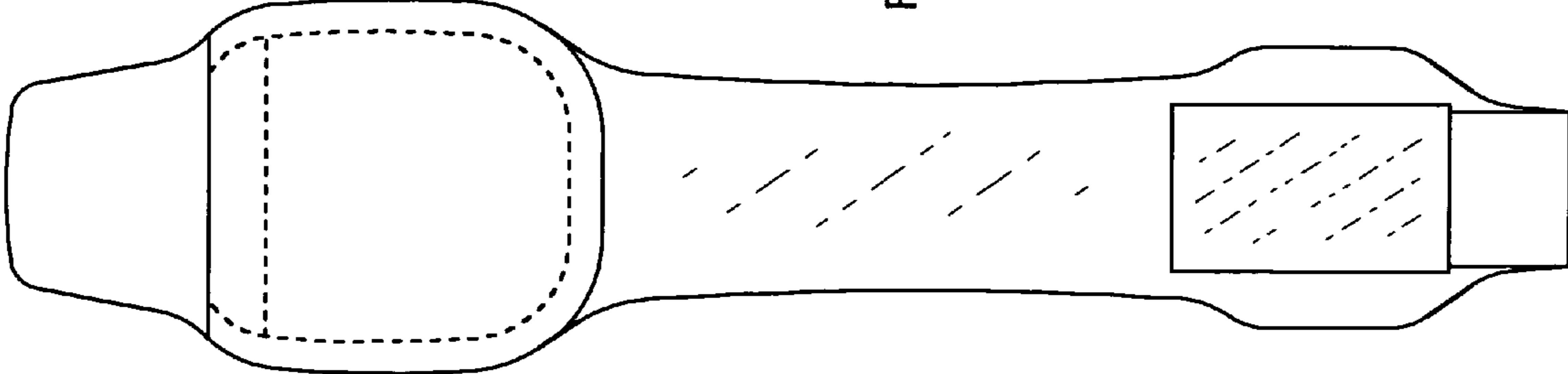


FIG. 4



FIG. 5



FIG. 6

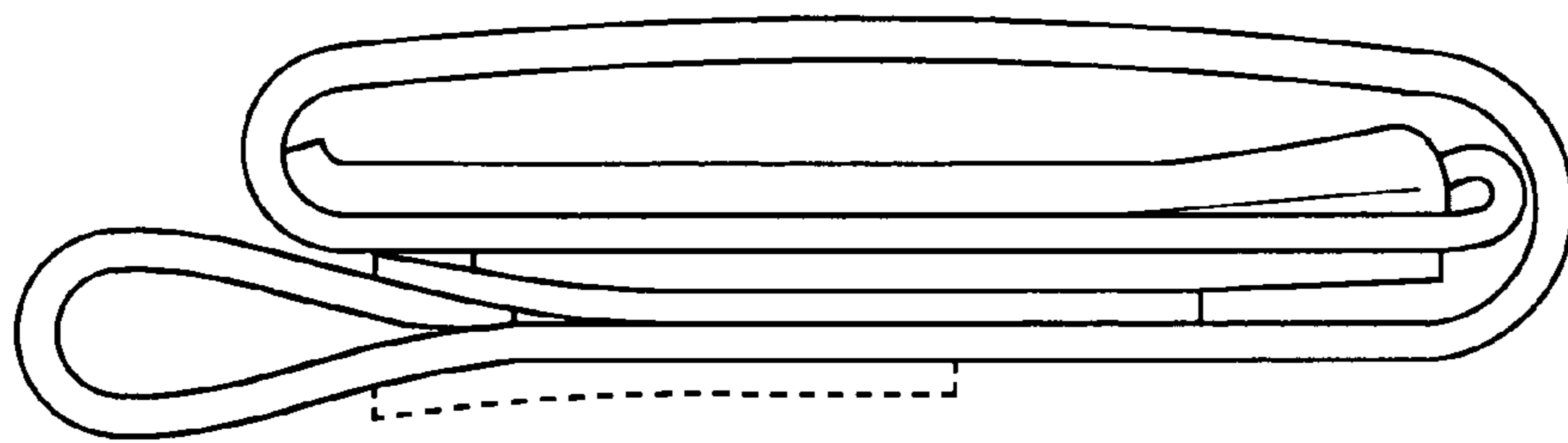


FIG. 8

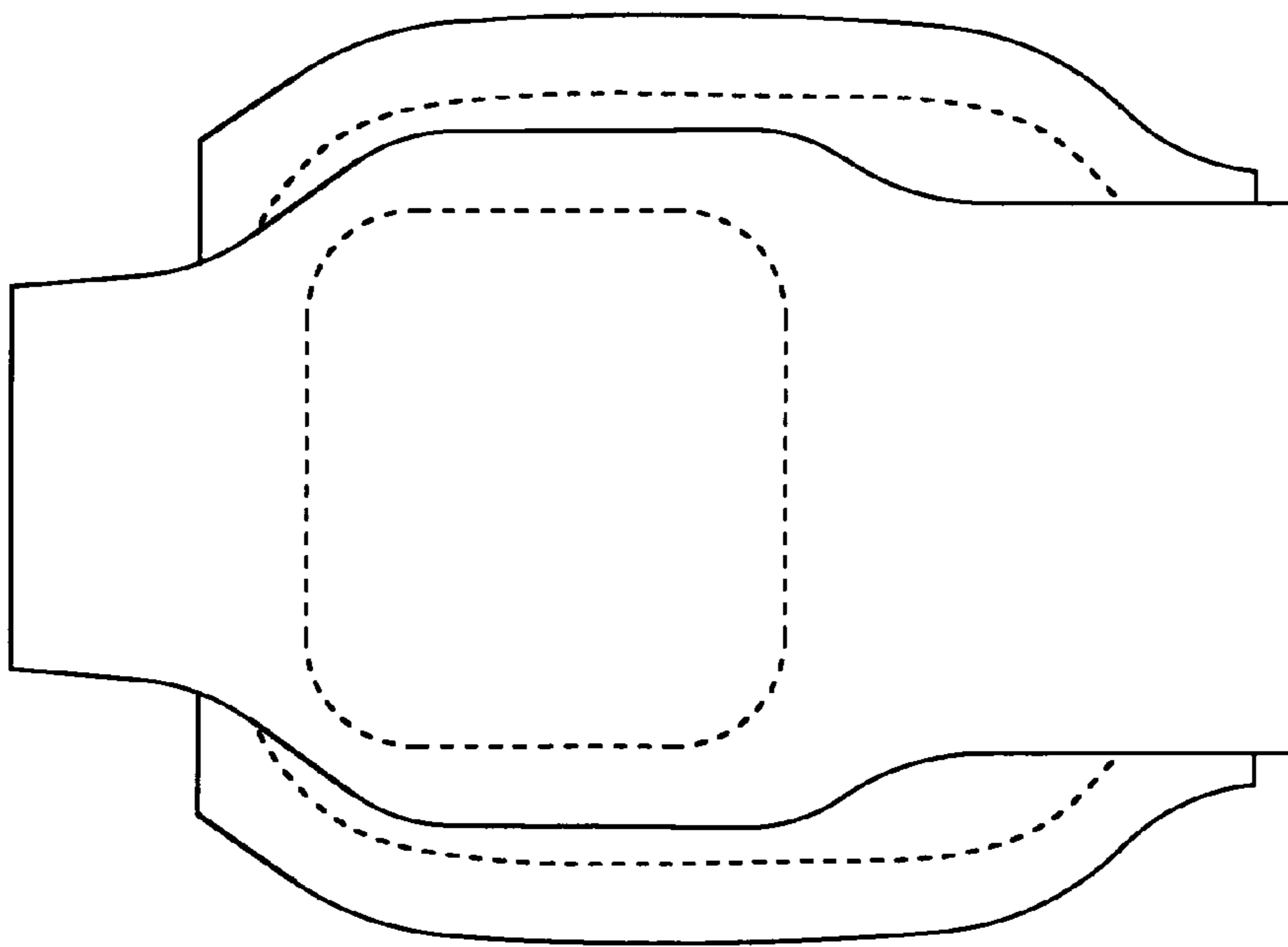


FIG. 7

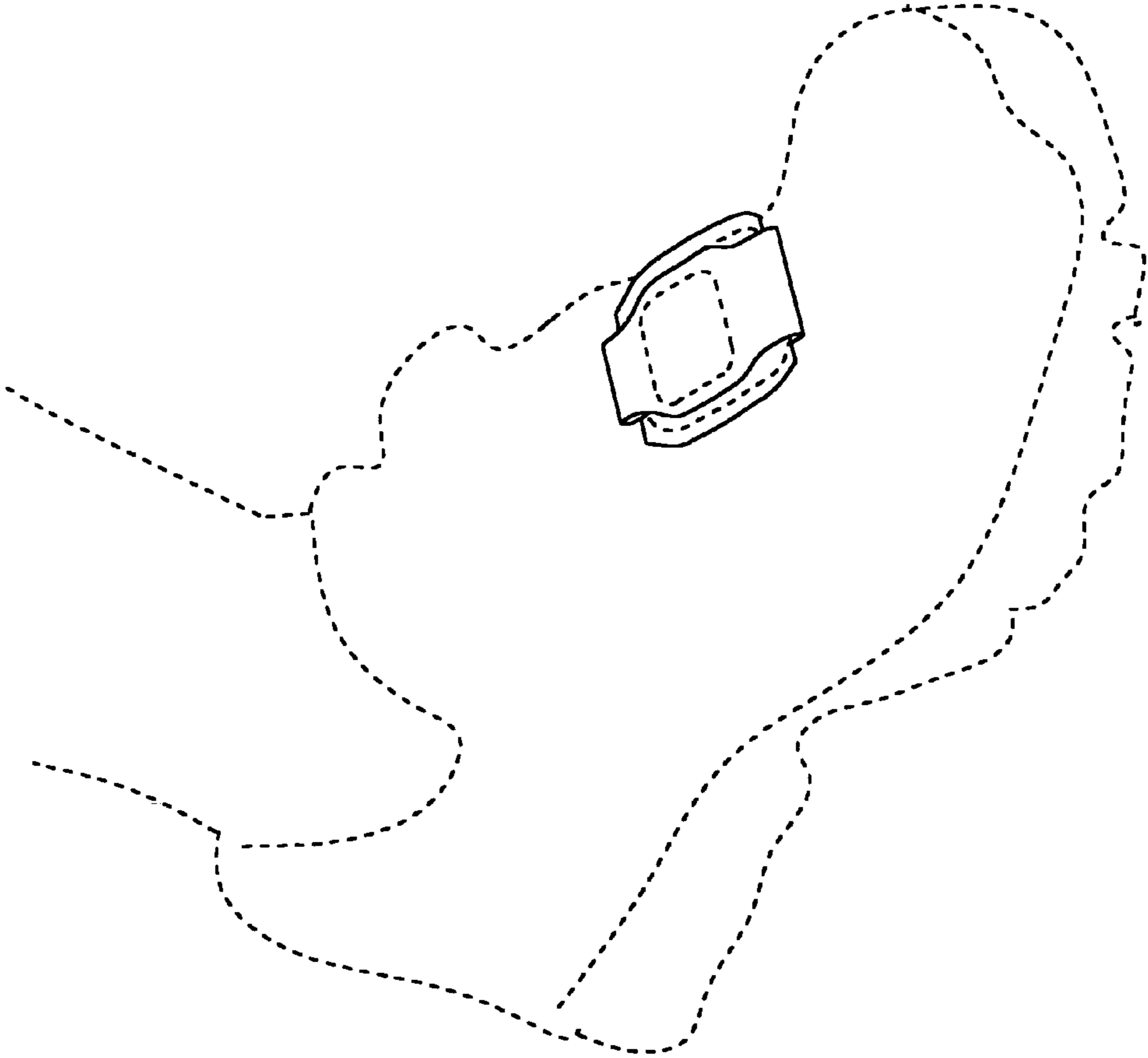


FIG. 9