



US00D670062S

(12) **United States Design Patent**
Sonnendorfer et al.

(10) **Patent No.:** **US D670,062 S**
(45) **Date of Patent:** **** Oct. 30, 2012**

(54) **SHOPPING CART HANDLE**

(76) Inventors: **Horst Sonnendorfer**, Puchheim (DE);
Franz Wieth, Puchheim (DE)

(**) Term: **14 Years**

(21) Appl. No.: **29/393,808**

(22) Filed: **Jun. 9, 2011**

(30) **Foreign Application Priority Data**

Dec. 9, 2010 (DE) 40 2010 006 585

(51) **LOC (9) Cl.** **12-02**

(52) **U.S. Cl.** **D34/27**

(58) **Field of Classification Search** D34/12-27;
40/308, 506, 611; 280/33.991, 62, 47.17,
280/646, 33.992; D12/133; D14/126; 403/312;
235/383

See application file for complete search history.

(56) **References Cited**

U.S. PATENT DOCUMENTS

2,759,281	A *	8/1956	Akers, Jr.	40/653
3,251,543	A *	5/1966	Bush et al.	235/1 R
3,710,108	A *	1/1973	Haarhaus et al.	235/79
3,836,755	A *	9/1974	Ehrt	235/383
4,071,740	A *	1/1978	Gogulski	235/431
D341,691	S *	11/1993	Begum et al.	D34/27
D347,719	S *	6/1994	Machen et al.	D34/15
D376,459	S *	12/1996	Myers	D34/27
D530,055	S *	10/2006	Leutton	D34/27
D538,999	S *	3/2007	Perrier et al.	D34/27

D539,000	S *	3/2007	Perrier et al.	D34/27
D539,001	S *	3/2007	Perrier et al.	D34/27
D539,501	S *	3/2007	Perrier et al.	D34/27
D543,000	S *	5/2007	Perrier et al.	D34/27
D543,674	S *	5/2007	Perrier et al.	D34/27
D546,020	S *	7/2007	Perrier et al.	D34/27
D547,520	S *	7/2007	Perrier et al.	D34/27
D547,521	S *	7/2007	Perrier et al.	D34/27
D547,522	S *	7/2007	Perrier et al.	D34/27
D547,923	S *	7/2007	Perrier et al.	D34/27
D551,418	S *	9/2007	Perrier et al.	D34/27
D551,824	S *	9/2007	Perrier et al.	D34/27
D552,324	S *	10/2007	Perrier et al.	D34/27
D616,840	S *	6/2010	Perrier et al.	D14/126
D656,113	S *	3/2012	Perrier et al.	D14/126

* cited by examiner

Primary Examiner — Cynthia Ramirez

(74) *Attorney, Agent, or Firm* — Laurence A. Greenberg;
Werner H. Stemer; Ralph E. Locher

(57) **CLAIM**

The ornamental design for a shopping cart handle, as shown and described.

DESCRIPTION

FIG. 1 is a plan view of the shopping cart handle, showing our new design;
FIG. 2 is a right side elevation view thereof, the left side being a mirror image thereof; and,
FIG. 3 is a right, front, top perspective view thereof.
The bottom and rear of the handle are not part of the claimed design.

1 Claim, 3 Drawing Sheets

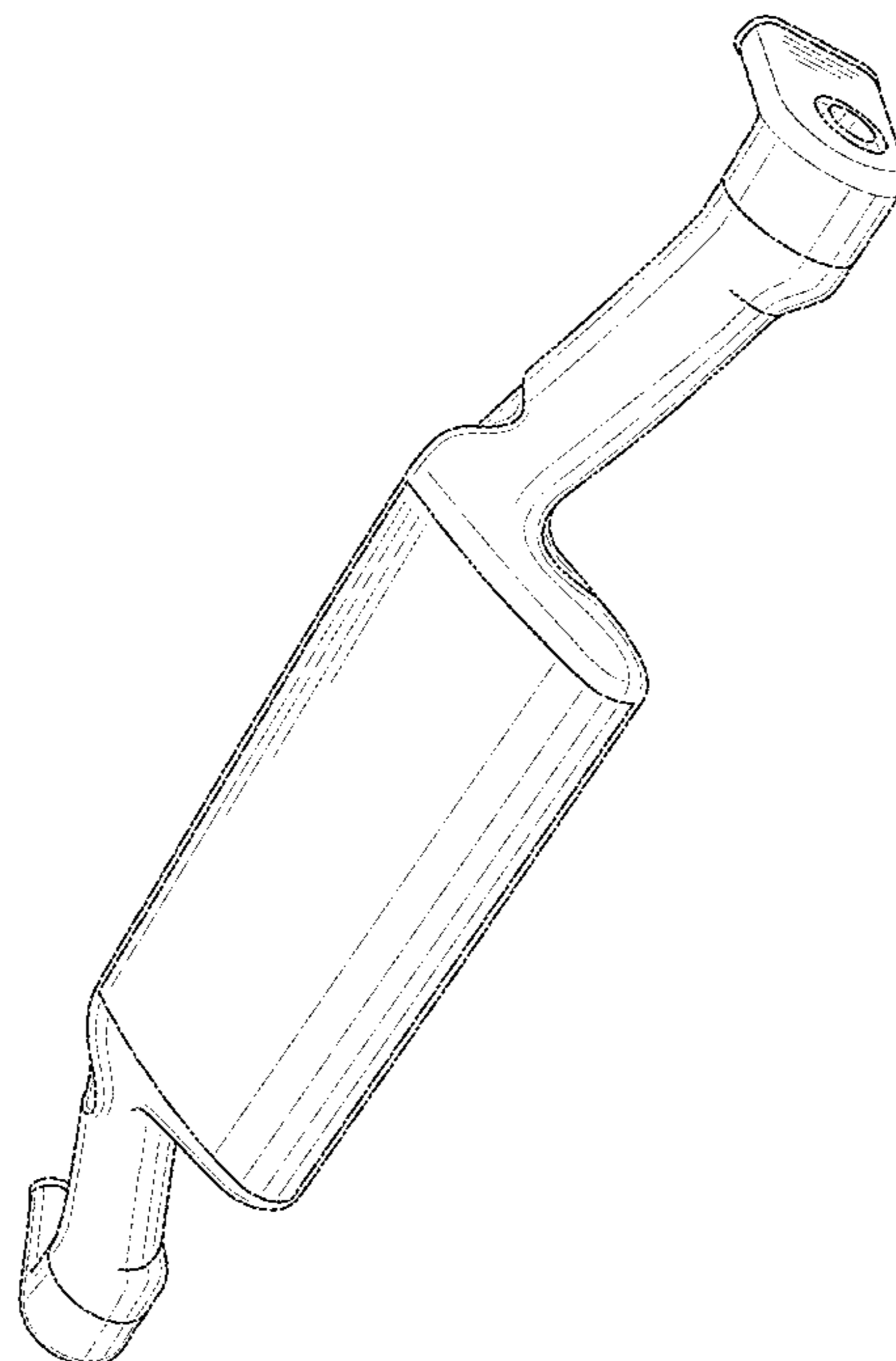


FIG. 1




FIG. 2

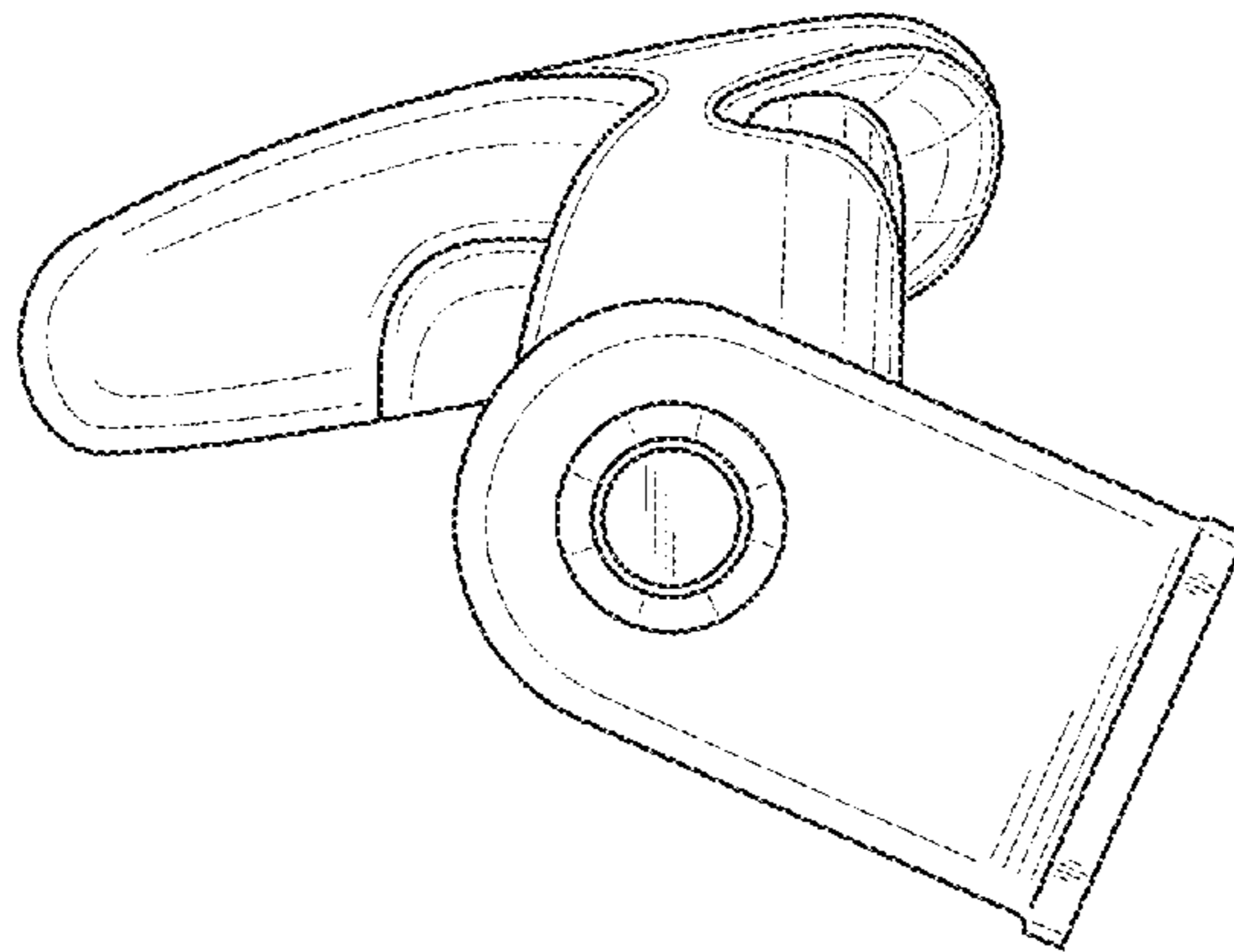


FIG. 3

