



US00D670057S

(12) **United States Design Patent**  
**DiMauro**

(10) **Patent No.:** **US D670,057 S**

(45) **Date of Patent:** **\*\* \*Oct. 30, 2012**

(54) **WAX SCRAPER**

(76) Inventor: **Ronald F. DiMauro**, Jamestown, RI  
(US)

(\* ) Notice: This patent is subject to a terminal disclaimer.

(\*\* ) Term: **14 Years**

(21) Appl. No.: **29/313,799**

(22) Filed: **Feb. 12, 2009**

(51) **LOC (9) Cl.** ..... **08-05**

(52) **U.S. Cl.** ..... **D32/46**

(58) **Field of Classification Search** ..... D32/46,  
D32/49; D8/14, 45, 105; D28/25; D7/682;  
30/169; 15/105, 236.01, 236.03, 236.05,  
15/236.07, 238.08, 236.09, 245.1; D4/136  
See application file for complete search history.

(56) **References Cited**

U.S. PATENT DOCUMENTS

D170,460 S *	9/1953	Hauser	.....	D32/49
D219,672 S *	1/1971	Seapy	.....	D7/688
D260,959 S *	9/1981	Schnarr	.....	D32/49
D386,372 S *	11/1997	Weiss	.....	D8/14

D435,154 S *	12/2000	Garon	.....	D32/42
D445,320 S *	7/2001	Abbott	.....	D8/14
D450,994 S *	11/2001	Abbott	.....	D8/105
D456,576 S *	4/2002	Philipson	.....	D32/49
6,421,860 B1 *	7/2002	Abbott	.....	7/105
6,427,274 B1 *	8/2002	Abbott	.....	7/105

\* cited by examiner

*Primary Examiner* — Cynthia Ramirez

(74) *Attorney, Agent, or Firm* — Taylor Russell & Russell, P.C.

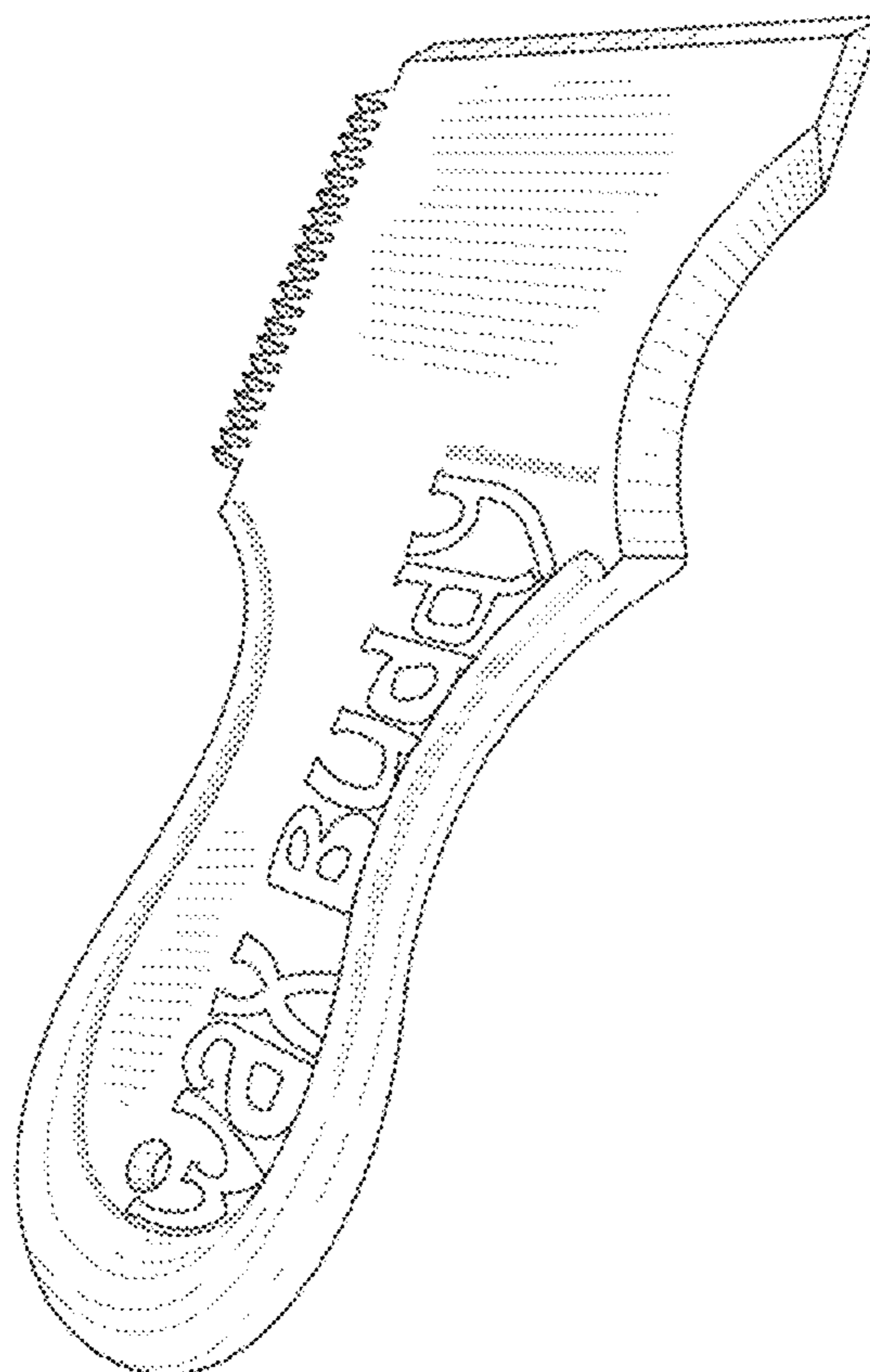
(57) **CLAIM**

The ornamental design of a wax scraper, as shown and described.

**DESCRIPTION**

FIG. 1 is a top perspective view of the wax scraper showing my new design;  
FIG. 2 is a bottom perspective view thereof;  
FIG. 3 is a top plan view thereof;  
FIG. 4 is a left side elevational view thereof;  
FIG. 5 is a bottom plan view thereof;  
FIG. 6 is a right side elevational view thereof; and,  
FIG. 7 is a cross-sectional view taken along lines 7-7 of FIG. 3.

**1 Claim, 5 Drawing Sheets**



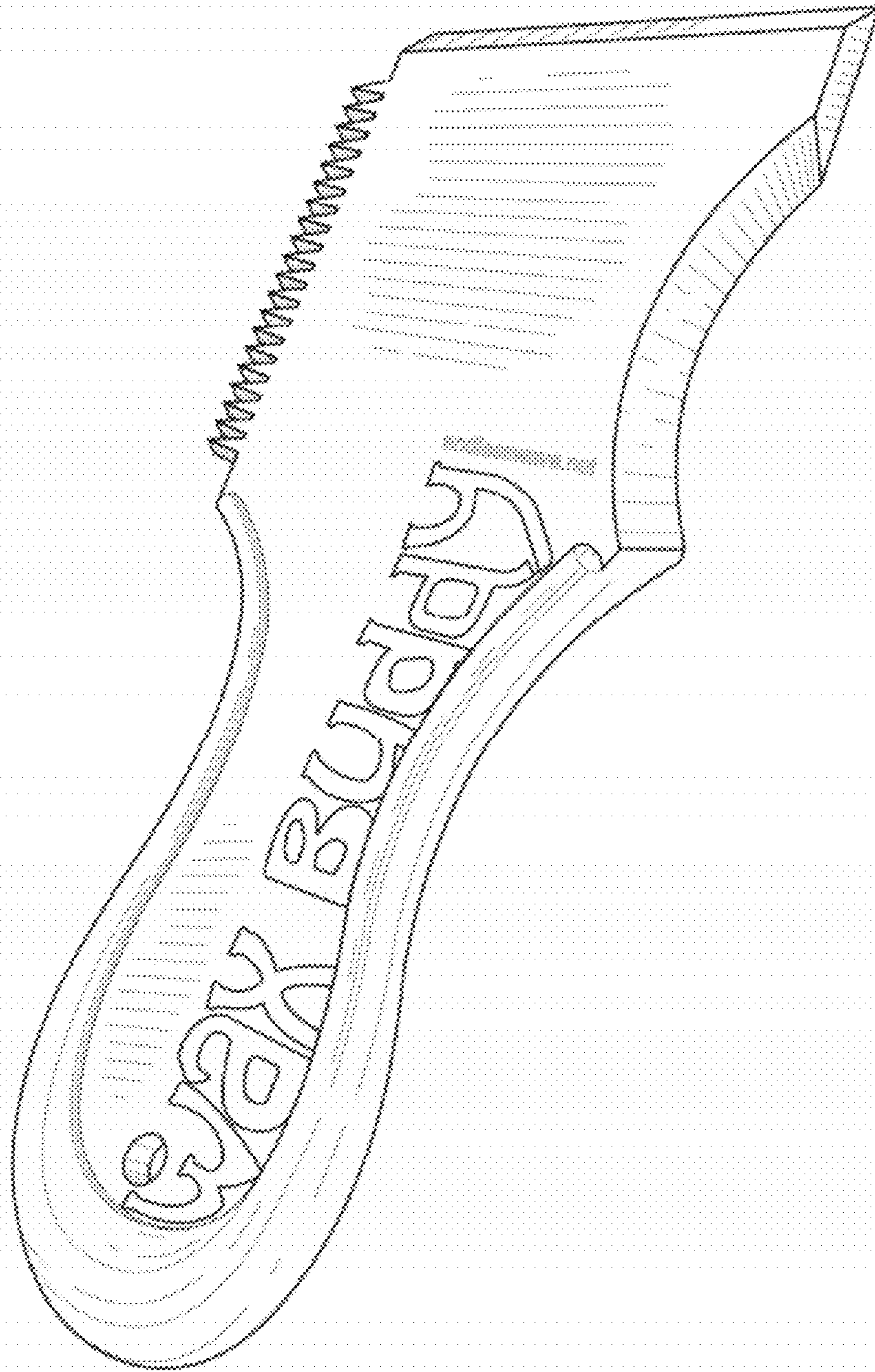


FIG. 1

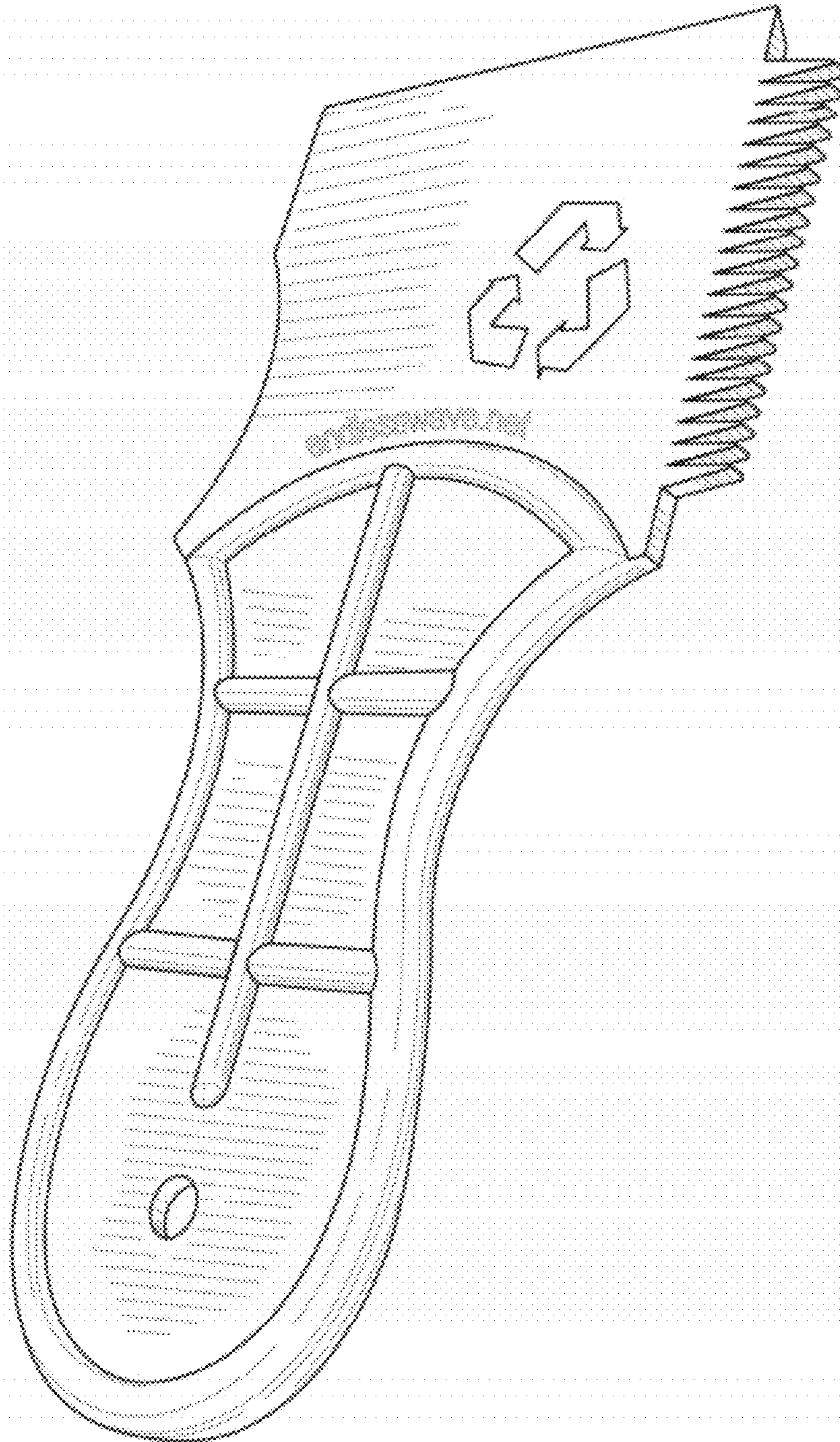


FIG. 2

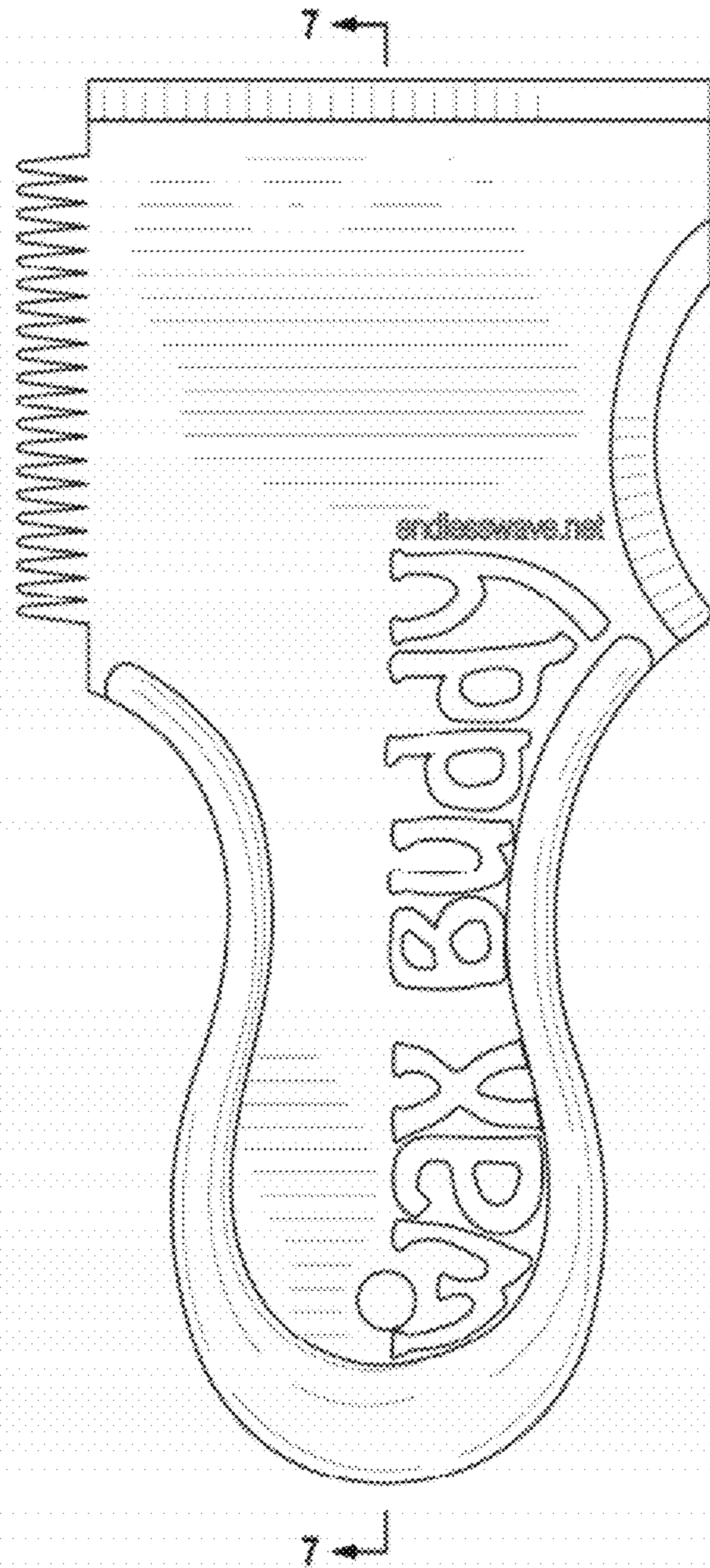


FIG. 3




FIG. 4

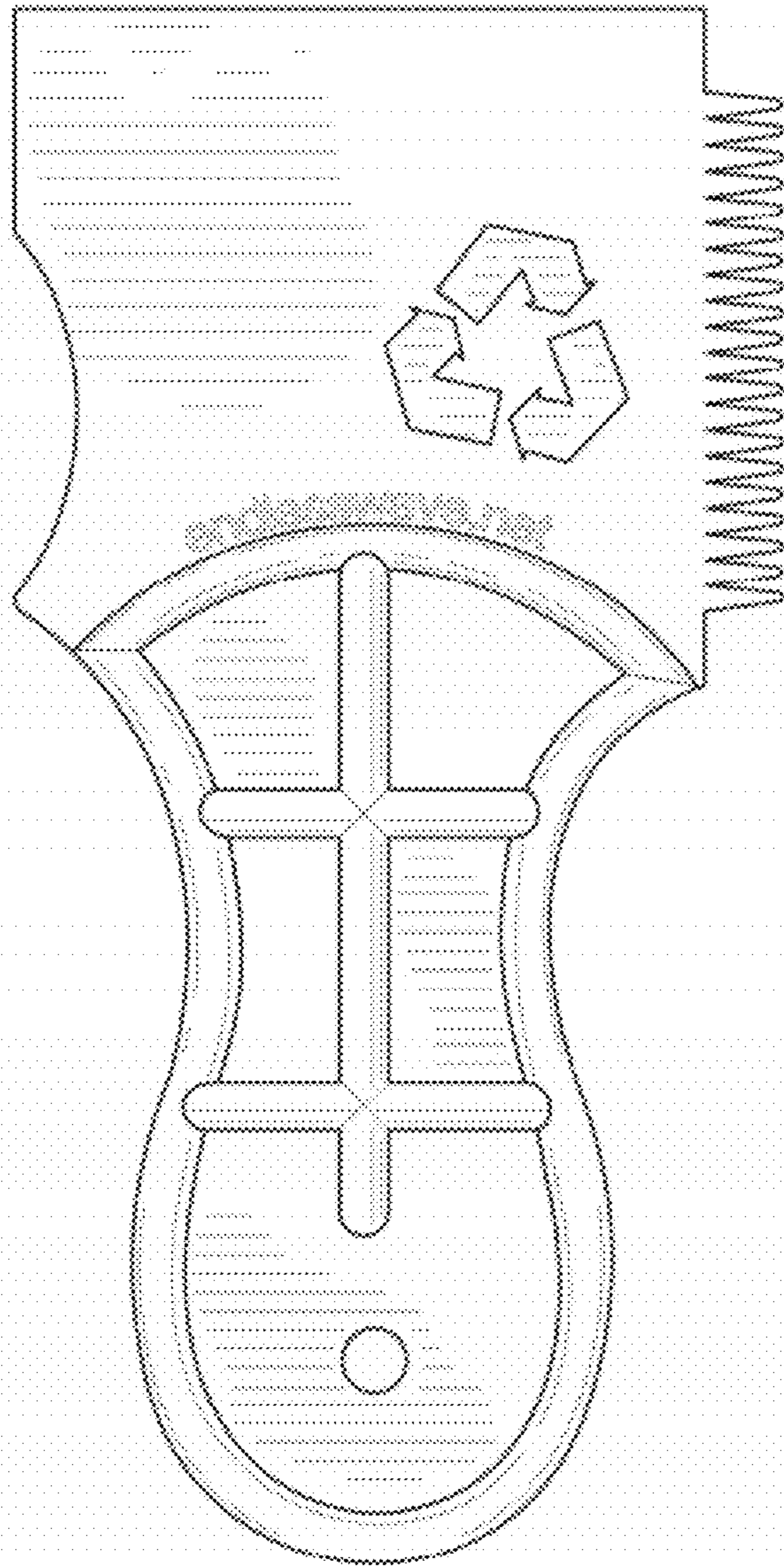


FIG. 5




FIG. 6



FIG. 7