



US00D670028S

(12) **United States Design Patent**  
**Watson et al.**

(10) **Patent No.:** **US D670,028 S**  
(45) **Date of Patent:** **\*\* Oct. 30, 2012**

(54) **PORTION OF A SHAVING RAZOR**

(75) Inventors: **Brian Patrick Watson**, Albion, RI (US);  
**Christopher Ramm**, North Attleboro,  
MA (US)

(73) Assignee: **The Gillette Company**, Boston, MA  
(US)

(\*\*) Term: **14 Years**

(21) Appl. No.: **29/411,680**

(22) Filed: **Jan. 25, 2012**

(51) **LOC (9) Cl.** ..... **28-03**

(52) **U.S. Cl.** ..... **D28/47**

(58) **Field of Classification Search** ..... D28/44,  
D28/44.1-48; 30/32, 34.05, 34.1, 34.2, 43,  
30/42, 44-61, 77-84, 526-538

See application file for complete search history.

(56) **References Cited**

**U.S. PATENT DOCUMENTS**

D534,688 S	1/2007	Provost et al.	
D563,045 S	2/2008	Provost et al.	
D563,046 S	2/2008	Provost et al.	
D616,607 S	5/2010	Ramm et al.	
D640,416 S	* 6/2011	Watson	D28/47
D640,831 S	* 6/2011	Watson	D28/47
D641,104 S	* 7/2011	Watson et al.	D28/47
D653,396 S	* 1/2012	Watson	D28/47
D655,042 S	* 2/2012	Watson et al.	D28/48
D655,861 S	* 3/2012	Watson	D28/47
D657,092 S	* 4/2012	Watson et al.	D28/47

**OTHER PUBLICATIONS**

Schick Quattro for Women Disposable Razor, "For Her," <http://www.brandpower.com/aus/spotlight.asp?id=817> (under "For Her" Tab) (accessed on Dec. 8, 2010) (1 page).

Schick Quattro Titanium for Men Disposable Razor, "For Him," <http://www.brandpower.com/aus/spotlight.asp?id=817> (under "For Him" Tab) (accessed on Dec. 8, 2010) (1 page).

\* cited by examiner

*Primary Examiner* — Jennifer Rivard

(74) *Attorney, Agent, or Firm* — Kevin C. Johnson; Steven W. Miller

(57) **CLAIM**

The ornamental design for a portion of a shaving razor, as shown and described.

**DESCRIPTION**

FIG. 1 is a perspective view of a portion of a shaving razor of the present invention;

FIG. 2 is a top view thereof;

FIG. 3 is a bottom view thereof;

FIG. 4 is a right view thereof;

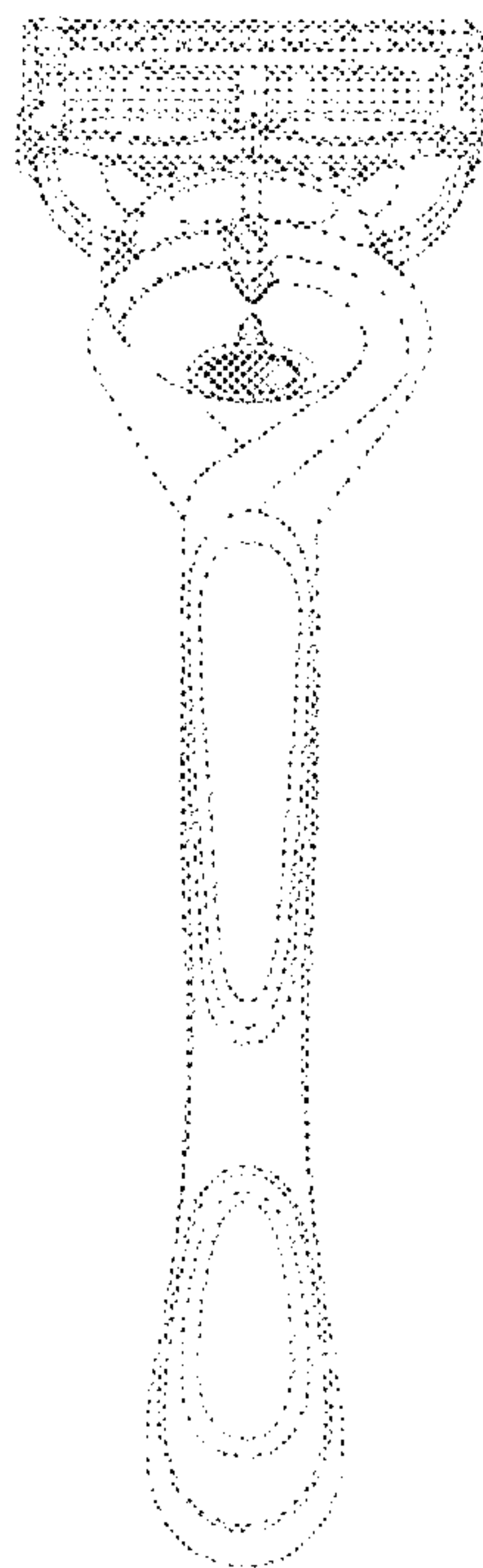
FIG. 5 is a left view thereof;

FIG. 6 is a front view thereof; and,

FIG. 7 is a rear view thereof.

The broken lines connecting the solid contour lines represent the bounds of the claim. The remaining broken lines illustrate the environment. None of the broken lines forms part of the claimed design.

**1 Claim, 4 Drawing Sheets**






FIG. 1

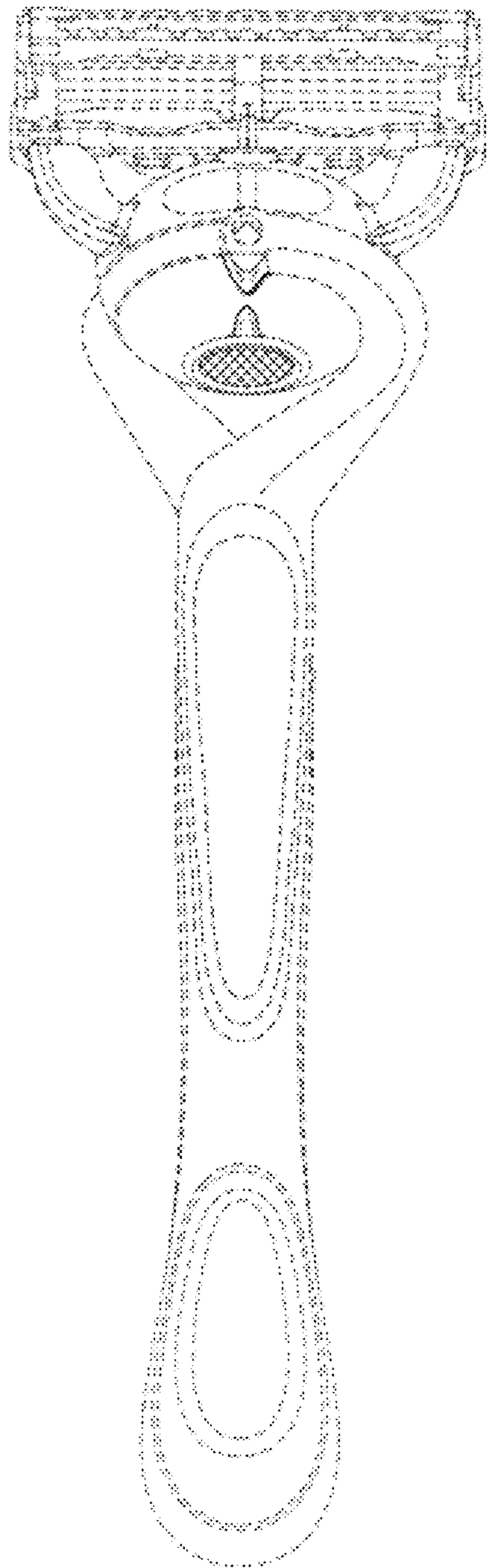


FIG. 2

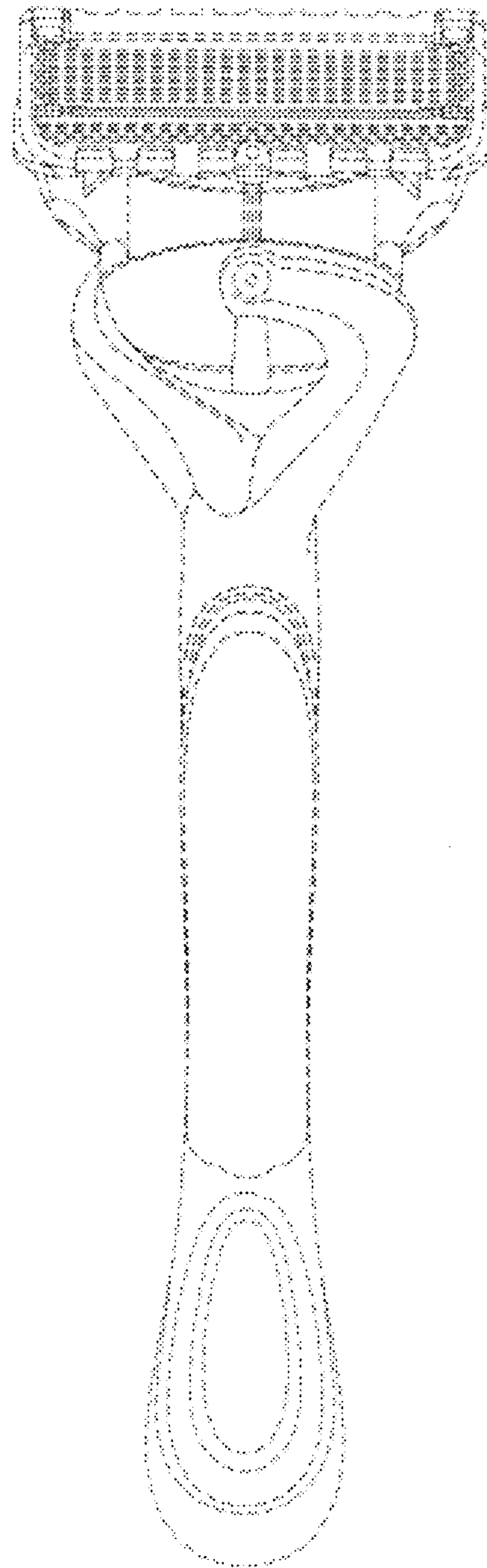


FIG. 3

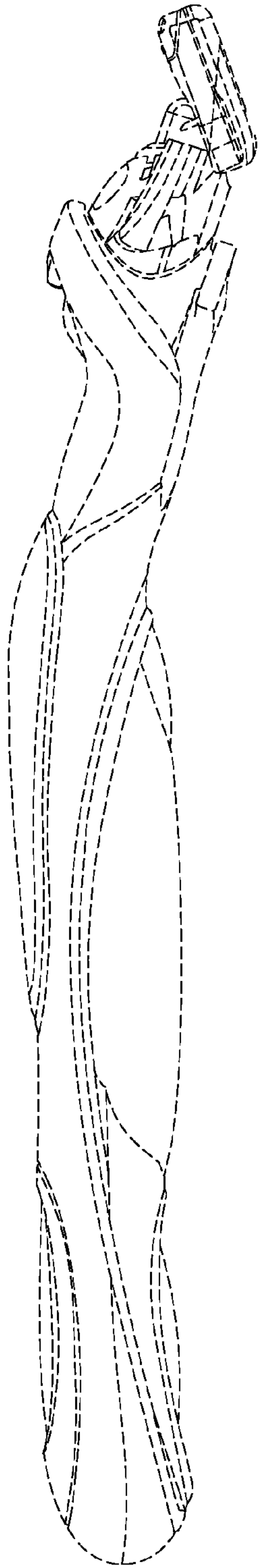


FIG. 4

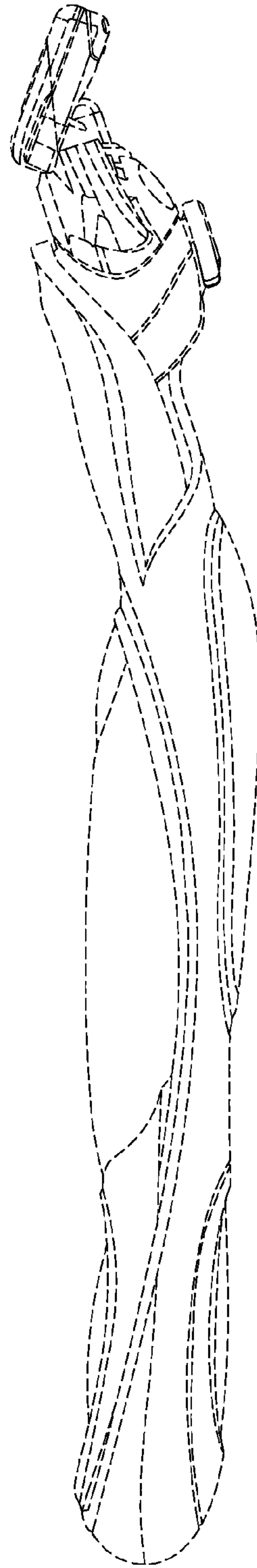


FIG. 5





FIG. 6




FIG. 7