



US00D670019S

(12) **United States Design Patent**
Sabernig

(10) **Patent No.:** **US D670,019 S**

(45) **Date of Patent:** **** *Oct. 30, 2012**

(54) **LIGHT FIXTURE**

(75) Inventor: **Robert Sabernig**, Munster (AT)

(73) Assignee: **EGLO Leuchten GmbH**, Innsbruck (AT)

(*) Notice: This patent is subject to a terminal disclaimer.

(**) Term: **14 Years**

(21) Appl. No.: **29/389,047**

(22) Filed: **Apr. 6, 2011**

(51) **LOC (9) Cl.** **26-03**

(52) **U.S. Cl.** **D26/85**

(58) **Field of Classification Search** D26/75,
D26/76, 80-91; 362/147, 404-408, 217.01
See application file for complete search history.

(56) **References Cited**

U.S. PATENT DOCUMENTS

D314,059 S *	1/1991	O'Neil	D26/73
D320,465 S *	10/1991	Sonneman	D26/86
D468,474 S *	1/2003	Poulton	D26/90
D558,380 S *	12/2007	Starck	D26/76
D567,968 S *	4/2008	Liu et al.	D26/24
D629,554 S *	12/2010	Gielen	D26/76
D638,569 S *	5/2011	Heyrman	D26/90
D649,278 S *	11/2011	Sabernig	D26/90

OTHER PUBLICATIONS

Light Fixture second from top on right side of page. webpage from modernlightinguniverse.com as visited Jun. 16, 2009.*

Contempra fixture #E22124-110 shown on p. 179 of the ET2 2007 Catalog. (2 pages).*

Martellato fixture #19515 shown on p. 7 of the Illuminations Supplement 2010 from Eurofase Inc. © 2010. (2 pages).*

* cited by examiner

Primary Examiner — Clare E Heflin

(74) *Attorney, Agent, or Firm* — Baker & McKenzie LLP

(57) **CLAIM**

The ornamental design for a light fixture, as shown and described.

DESCRIPTION

FIG. 1 is a perspective view of a light fixture in accordance with my design;


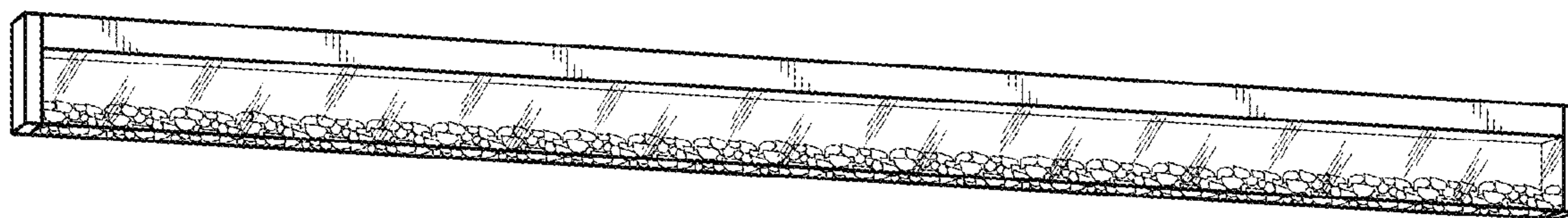
FIG. 2 is a top plan view of the light fixture in accordance with my design;

FIG. 3 is a bottom plan view of the light fixture in accordance with my design;

FIG. 4 is a front elevation view of the light fixture in accordance with my design, the opposite view being a mirror image of that shown; and,

FIG. 5 is a side elevation view of the light fixture in accordance with my design, the opposite view being a mirror image of that shown.

1 Claim, 1 Drawing Sheet



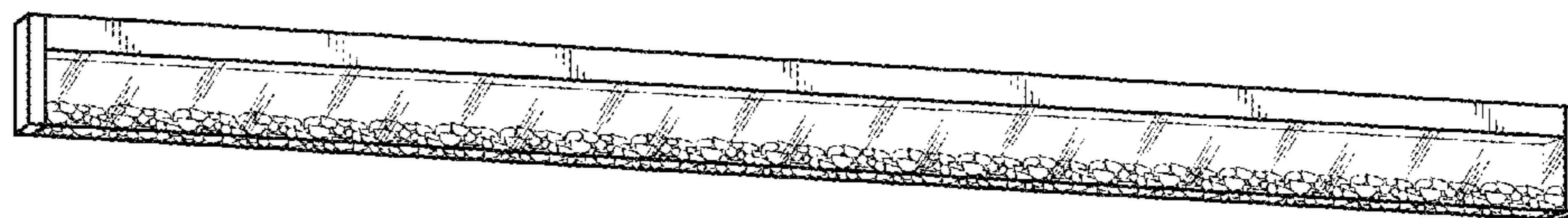


Fig.1



Fig.2



Fig.3

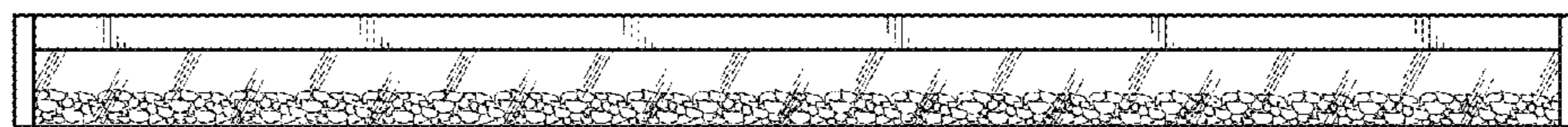


Fig.4



Fig.5